

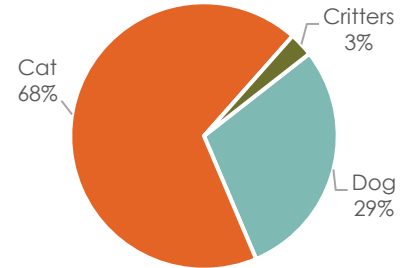


Total Animal Intake

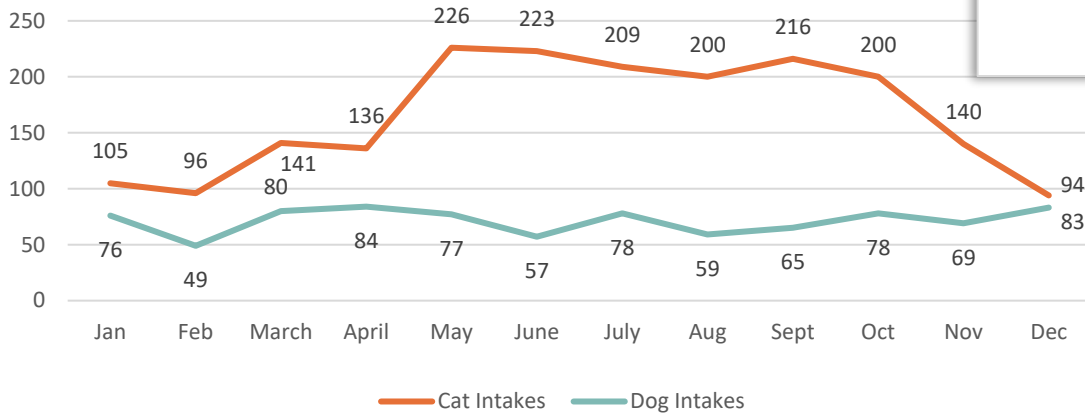
Animals Admitted

During 2023, 2,924 animals were admitted. Of the 2,924 animals taken in, 29.2% were dogs, 67.9% were cats, and 2.9% were critters, primarily rabbits and guinea pigs.

2023 Animals Admitted

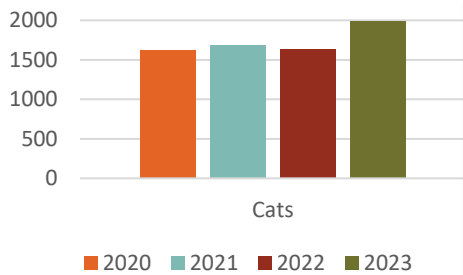


2023 Monthly Intake

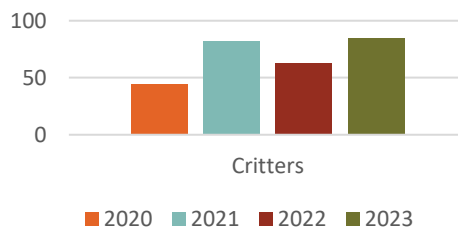


This is the highest intake we have seen at HSSW over the last four years. This is likely due to the closing of an area rescue and HSSW taking in more kittens this summer. Our foster program and critter room allowed us to continue caring for more small animals as well.

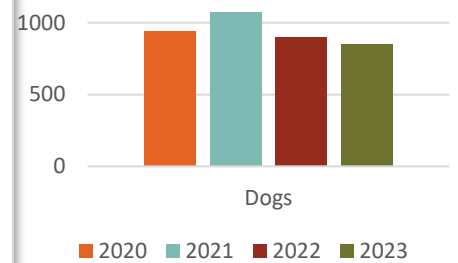
Cat Admission



Critter Admission



Dog Admission



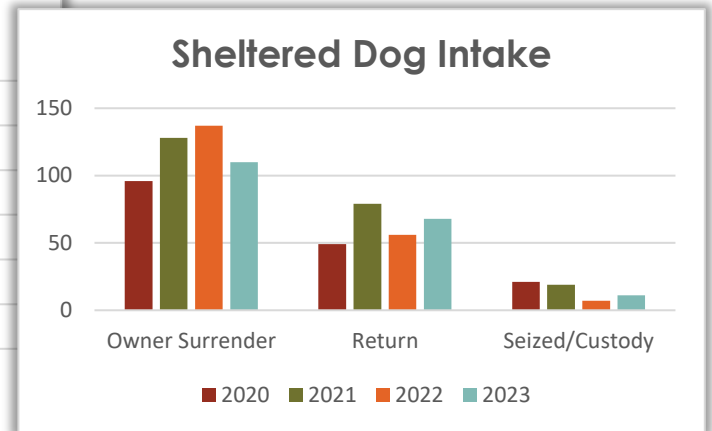
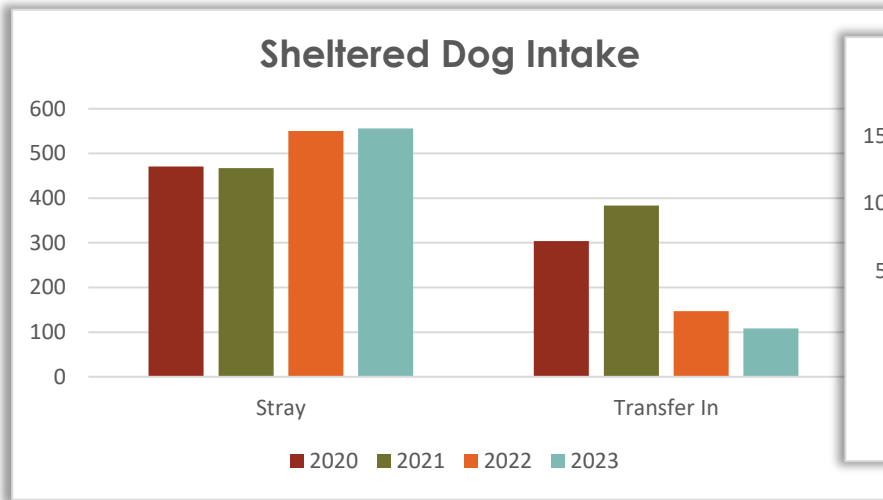
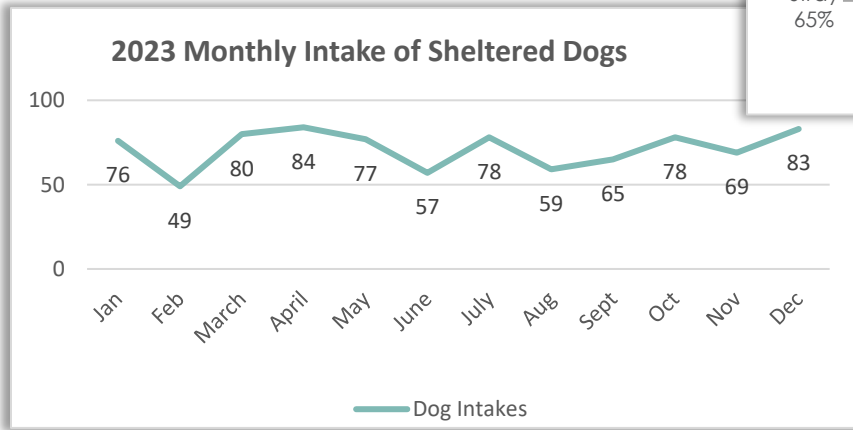
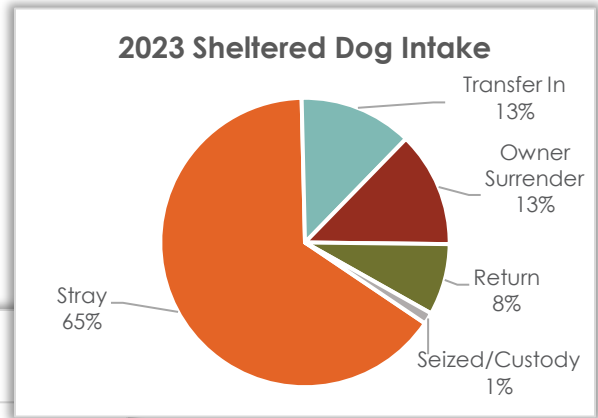
Animal	2020	2021	2022	2023
Dog	941	1,076	897	853
Cat	1,624	1,686	1,639	1,986
Other	44	82	63	85
Total	2,609	2,844	2,599	2,924



Sheltered Dog Intake

Sheltered Dog Intake

There were 853 dogs admitted to the shelter during 2023: 65.2% were strays, 12.7% were owner surrendered, and 12.9% were transferred in from other shelters and/or rescues.



Dog Intake Reason	2020	2021	2022	2023
Stray	471	467	550	556
Transfer In	304	383	147	108
Owner Surrender	96	128	137	110
Return	49	79	56	68
Seized/Custody	21	19	7	11
Total	941	1,076	897	853

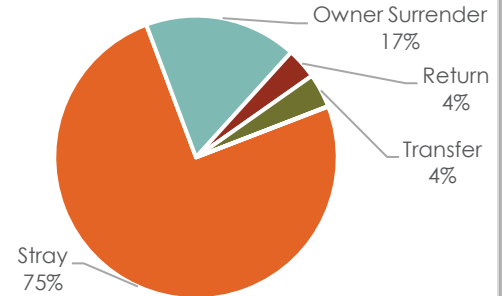


Sheltered Cat Intake

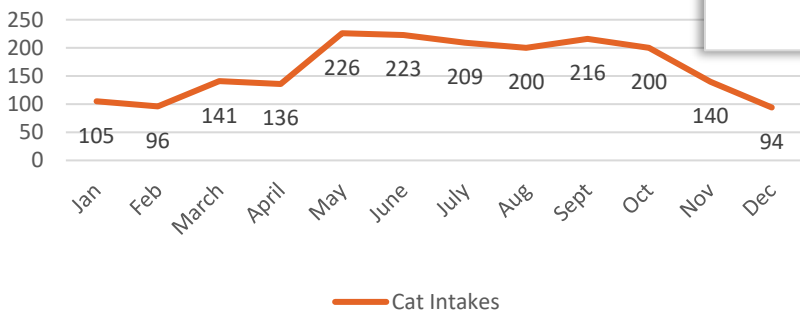
Sheltered Cat Intake

There were 1,986 live cats admitted to the shelter in 2023: 75.1% were strays, 17.4% were owner surrendered, and 3.9% were transferred in from other shelters/rescues.

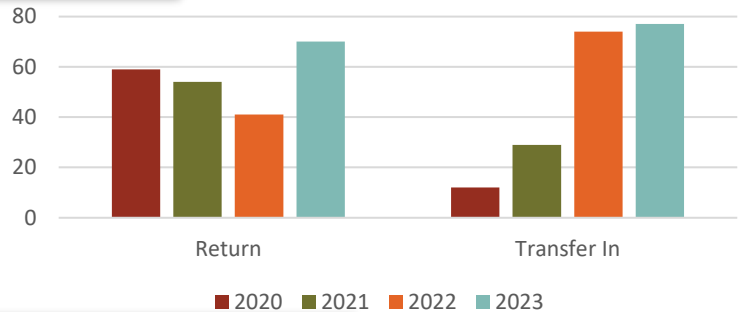
2023 Sheltered Cat Intake



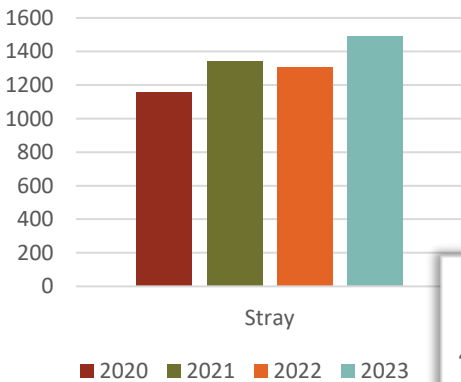
2023 Monthly Intake of Sheltered Cats



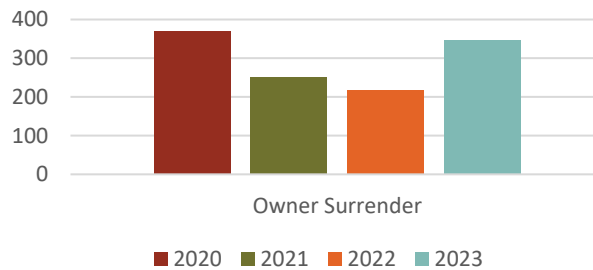
Sheltered Cat Intake



Sheltered Cat Intake



Sheltered Cat Intake



Cat Intake Reasons	2020	2021	2022	2023
Stray	1,156	1,345	1,306	1,492
Owner Surrender	369	252	217	346
Return	59	54	41	70
Transfer	12	29	74	77
Seized/Custody	28	6	1	1
Total	1,624	1,686	1,639	1,986

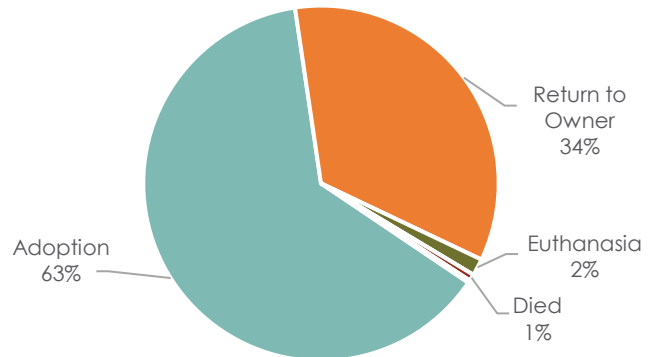


Sheltered Dog Outcome

Sheltered Dog Outcome

Outcomes for dogs in 2023 were primarily adoption (63.2%) and return to owner (34.4%).

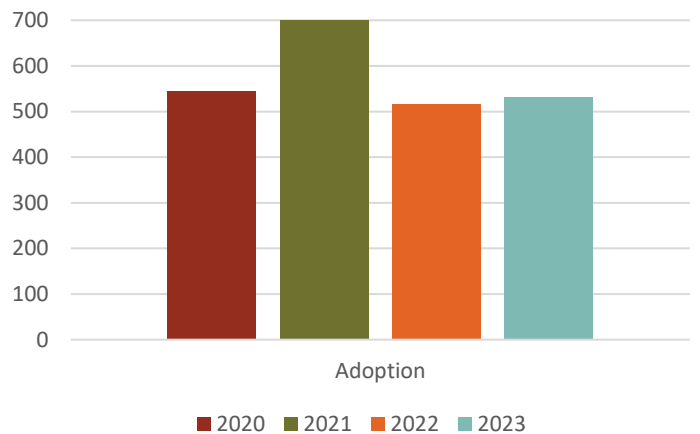
2023 Sheltered Dog Outcome



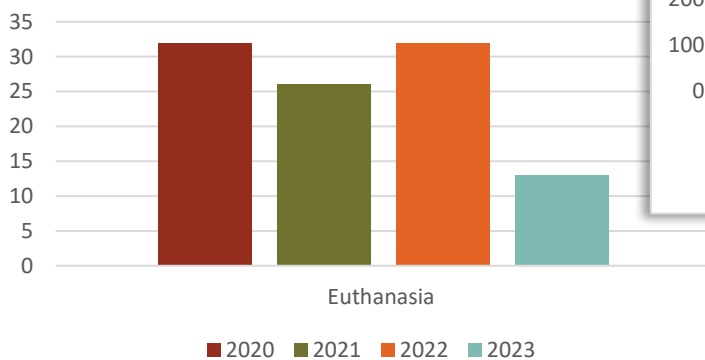
Sheltered Dog Outcome



Sheltered Dog Outcome



Sheltered Dog Outcome



Dog Outcome	2020	2021	2022	2023
Adoption	545	701	517	531
Return to Owner	349	328	344	289
Euthanasia	32	26	32	13
Transfer Out	8	3	5	0
Died	3	2	1	5
DOA	1	0	2	2
Total	938	1,060	901	840

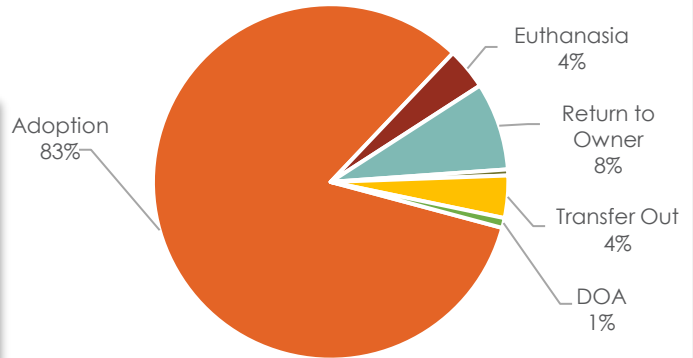


Sheltered Cat Outcome

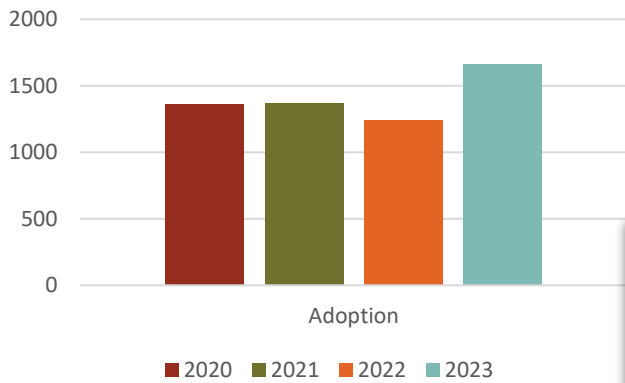
Sheltered Cat Outcome

Outcomes for cats were primarily adoption (82.9%) and return to owner (8.0%).

2023 Sheltered Cat Outcome



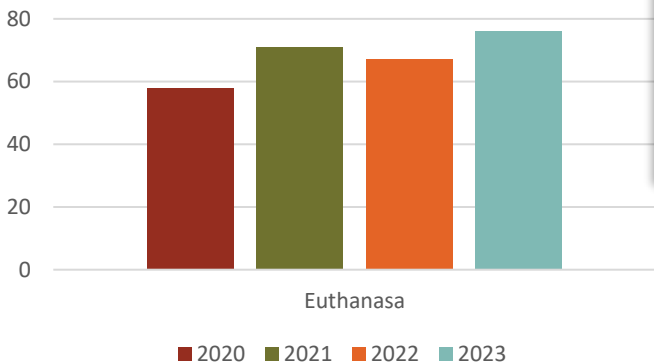
Sheltered Cat Outcome



Sheltered Cat Outcome



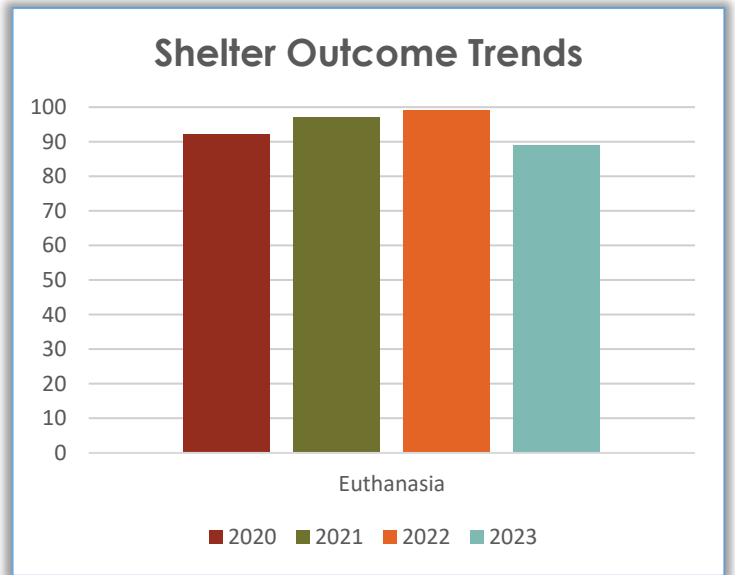
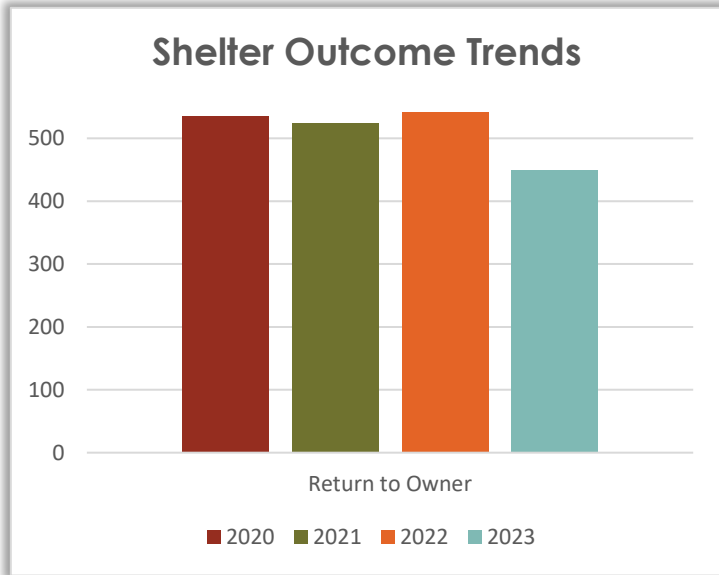
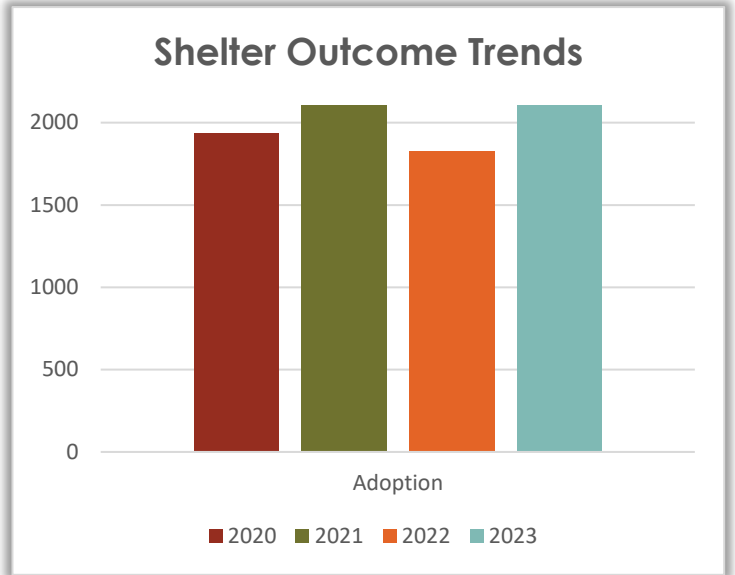
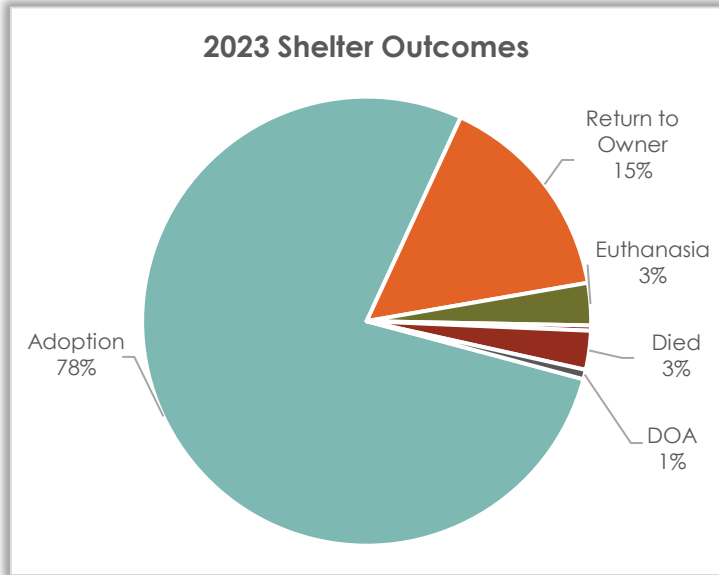
Sheltered Cat Outcome



Cat Outcome	2020	2021	2022	2023
Adoption	1,358	1,371	1,242	1,660
Euthanasia	58	71	67	76
Return to Owner	183	195	198	160
Transfer Out	3	0	2	11
Died	30	47	51	77
DOA	7	9	8	18
Total	1,639	1,693	1,568	2,002



Shelter Outcome Trends



Outcome	2020	2021	2022	2023
Adoption	1,935	2,139	1,896	2,274
Return to Owner	536	524	542	450
Euthanasia	92	97	99	89
Transfer Out	14	4	8	11
Died	37	50	56	82
DOA	8	9	10	20
Total	2,622	2,823	2,541	2,926

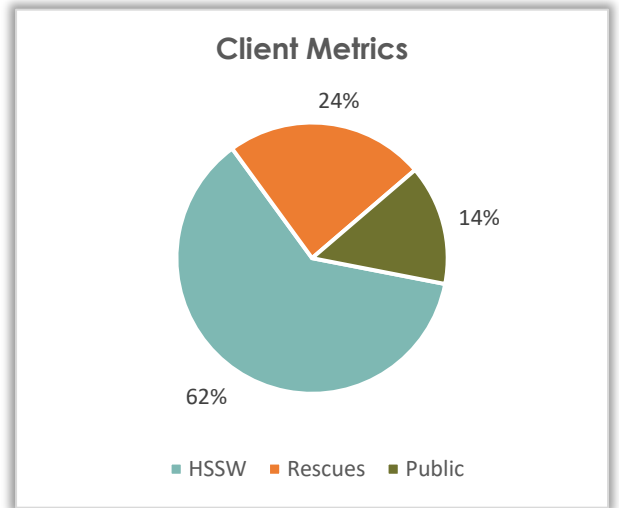


Clinic Services

Clinic Services

In 2023, the Humane Society of Southern Wisconsin continued providing its low-cost Clinic Services to both community members and rescue partners. In 2023, HSSW performed clinic services for 11 rescue partners. Additionally, all 2023, HSSW offered low-cost and at times no-cost spay and neuter services to the community.

There were 2,946 animals spayed or neutered by the shelter's veterinary team. Of the total spay/neuter surgeries, 1,824 were HSSW's shelter pets, 700 were pets belonging to partnering rescues, and 422 were pets belonging to the public.



Clinic Services	Cat	Dog	Total
Spay	1,186	344	1,530
Neuter	1,053	363	1,416
Microchip	-----	-----	2,689
Vaccinations*	-----	-----	10,585
Other Vet Services*	-----	-----	3,330

**The above data is a count of services provided, not pets served (i.e. one pet may receive multiple vaccinations)*

