

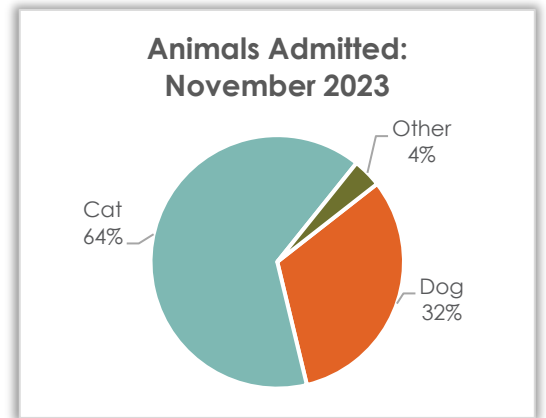


Total Live Animal Admission – November 2023

Animals Admitted

During November, 217 animals were admitted. Of the animals taken in, 31.8% were dogs and 64.5% were cats.

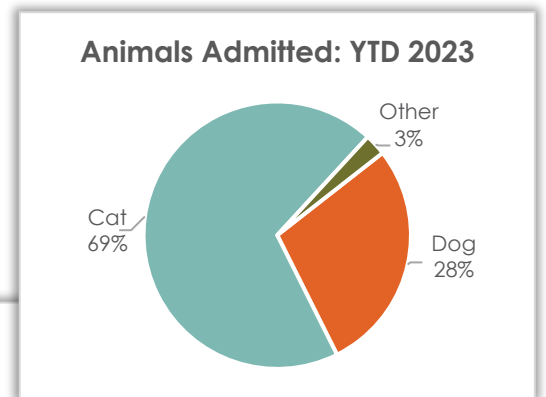
Animal	Nov 2023	Nov 2022	Nov 2021
Dog	69	67	84
Cat	140	141	139
Other	8	4	4
Total	217	212	227



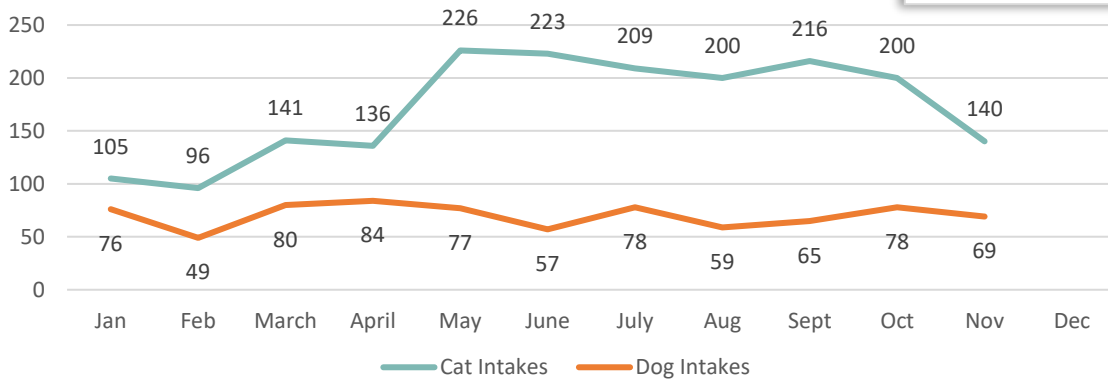
Total Live Animal Admission – Year-to-Date 2023

Animals Admitted

So far in 2023, 2,733 animals have been admitted. Of the 2,733 animals taken in, 28.2% were dogs and 69.2% were cats. Other intakes (2.6%) were other pets – primarily guinea pigs and rabbits.



Animals Admitted: 2023 Monthly Intake



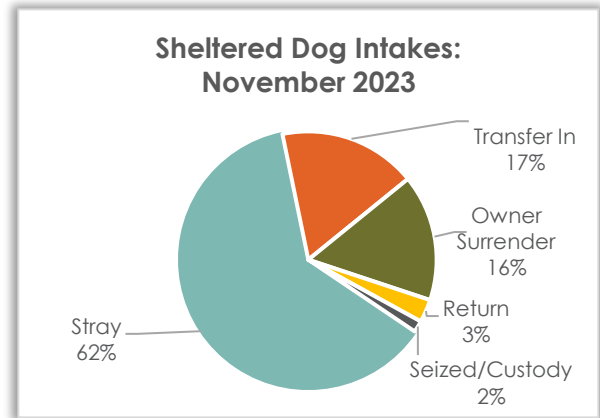
Animal	YTD 2023	YTD 2022	YTD 2021
Dog	770	824	978
Cat	1,892	1,543	1,609
Other	71	55	62
Total	2,733	2,422	2,649



Sheltered Dog Intake – November 2023

Sheltered Dog Intakes

There were 69 live dogs admitted to the shelter in November: 62.3% were strays, 15.9% were owner surrenders, and 17.4% were transferred in from other shelters and/or rescues.

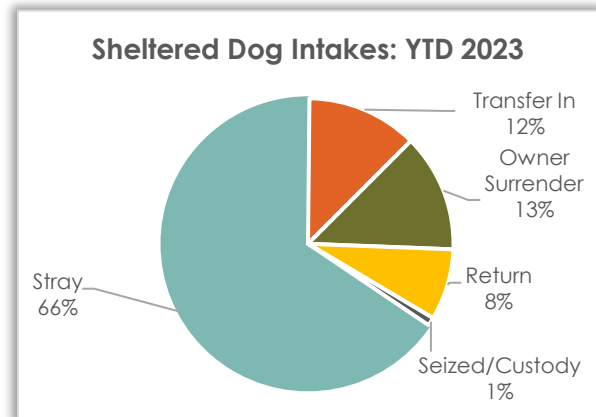


Dog Intake Reason	November 2023	November 2022	November 2021
Stray	43	53	35
Transfer In	12	0	26
Owner Surrender	11	11	15
Return	2	3	6
Seized/Custody	1	0	2
Total	69	67	84

Sheltered Dog Intake – Year-to-Date 2023

Sheltered Dog Intakes

So far in 2023, there have been 770 live dogs admitted to the shelter: 65.7% were strays, 13.1% were owner surrenders, and 12.3% were transferred in from other shelters and/or rescues.



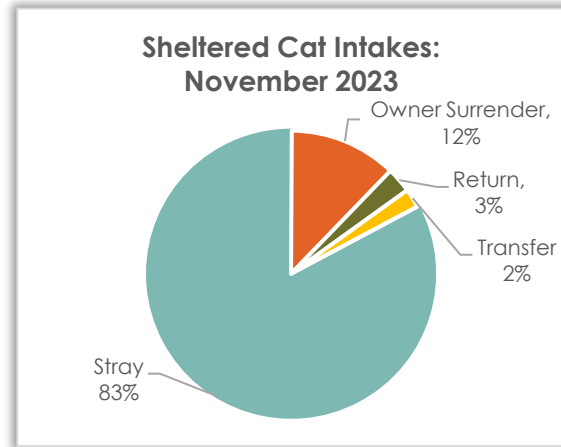
Dog Intake Reason	YTD 2023	YTD 2022	YTD 2021
Stray	506	505	419
Transfer In	95	138	352
Owner Surrender	101	126	117
Return	61	48	72
Seized/Custody	7	7	18
Total	770	824	978



Sheltered Cat Intake – November 2023

Sheltered Cat Intakes

There were 140 live cats admitted to the shelter in November: 82.9% were strays and 12.1% were owner surrendered.

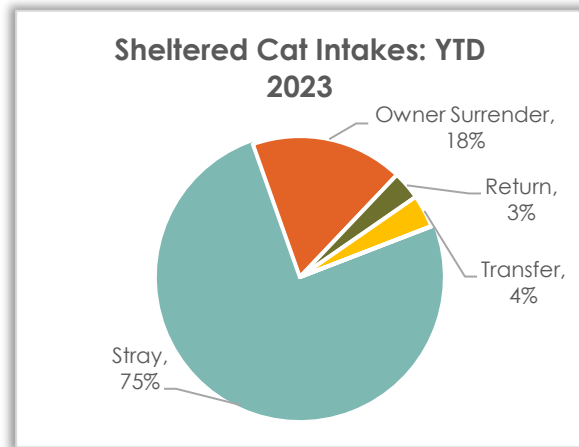


Cat Intake Reasons	November 2023	November 2022	November 2021
Stray	116	125	115
Owner Surrender	17	11	11
Return	4	5	7
Transfer	3	0	6
Seized/Custody	0	0	0
Total	140	141	139

Sheltered Cat Intake – Year-to-Date 2023

Sheltered Cat Intakes

There were 1,892 live cats admitted to the shelter so far this year – 75.4% were strays and 17.5% were owner surrendered.

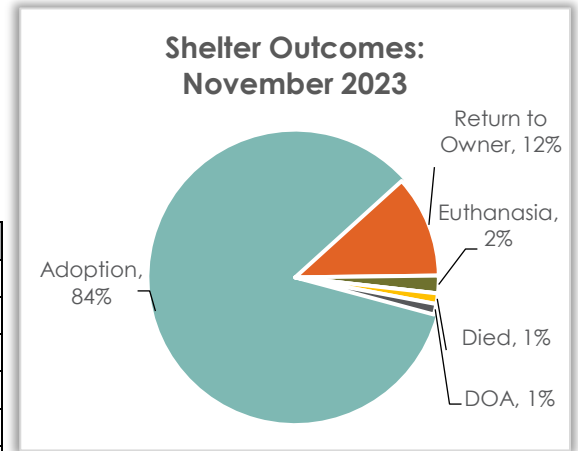


Cat Intake Reasons	YTD 2023	YTD 2022	YTD 2021
Stray	1,427	1,225	1,303
Owner Surrender	331	206	239
Return	62	37	44
Transfer	71	74	18
Seized/Custody	1	1	5
Total	1,892	1,543	1,609



Shelter Animal Outcome – November 2023

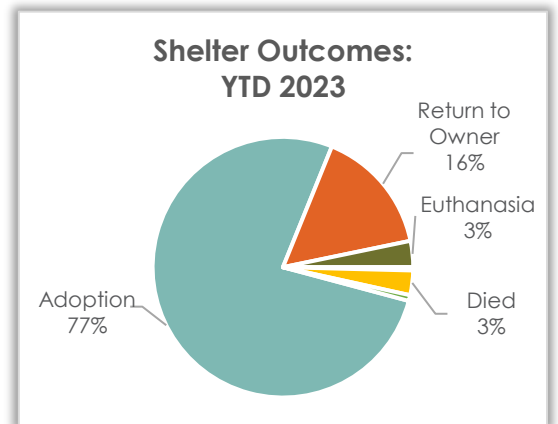
During November a total of 252 pets went home again; 212 pets were adopted, and 29 were returned to their owner.



Outcome Breakdown	Nov 2023	Nov 2022	Nov 2021
Adoption	212	193	184
Return to Owner	29	67	47
Euthanasia	5	6	8
Transfer Out	0	1	0
Died	3	11	0
DOA	3	0	0
Total	252	278	239

Shelter Animal Outcome – YTD 2023

So far this year a total of 2,657 pets went home again! 2,045 pets were adopted, and 415 were returned to their owner.



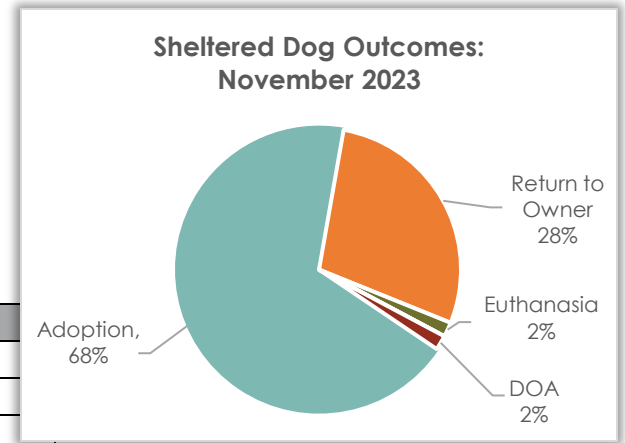
Outcome Breakdown	YTD 2023	YTD 2022	YTD 2021
Adoption	2,045	1,560	1,913
Return to Owner	415	493	487
Euthanasia	86	91	93
Transfer Out	11	6	3
Died	81	54	50
DOA	19	10	9
Total	2,657	2,214	2,553



Sheltered Dog Outcome – November 2023

Sheltered Dog Outcomes

Outcomes in November for dogs admitted to the shelter were primarily adoption (68.3%) and return to owner (28.3%).

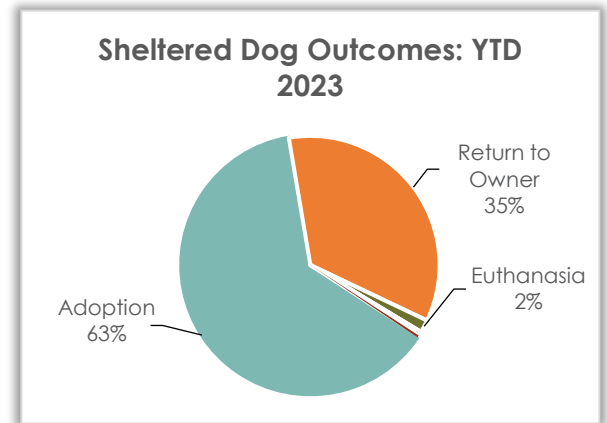


Dog Outcome	Nov 2023	Nov 2022	Nov 2021
Adoption	41	31	42
Return to Owner	17	36	23
Euthanasia	1	1	1
Transfer Out	0	1	0
Died	0	0	0
DOA	1	0	0
Total	60	69	66

Sheltered Dog Outcome – Year-to-Date 2023

Sheltered Dog Outcomes

Outcomes so far this year for sheltered dogs were primarily adoption (62.9%) and return to owner (34.7%).



Dog Outcome	YTD 2023	YTD 2022	YTD 2021
Adoption	476	454	628
Return to Owner	263	320	296
Euthanasia	12	28	24
Transfer Out	0	4	2
Died	4	1	2
DOA	2	2	0
Total	757	809	953

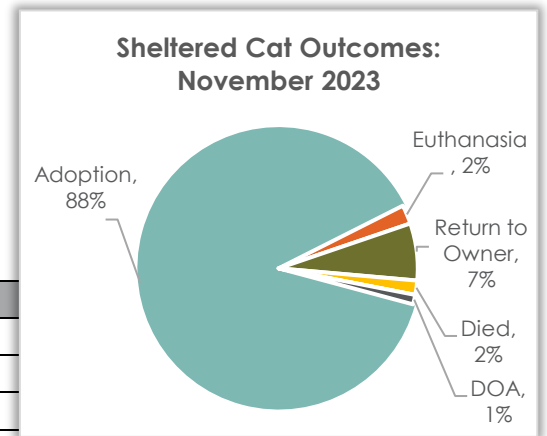


Sheltered Cat Outcome – November 2023

Sheltered Cat Outcomes

Outcomes in November for cats admitted at the shelter were primarily adoption (88.4%). 6.6% of the admitted cats were reclaimed by or returned to an owner.

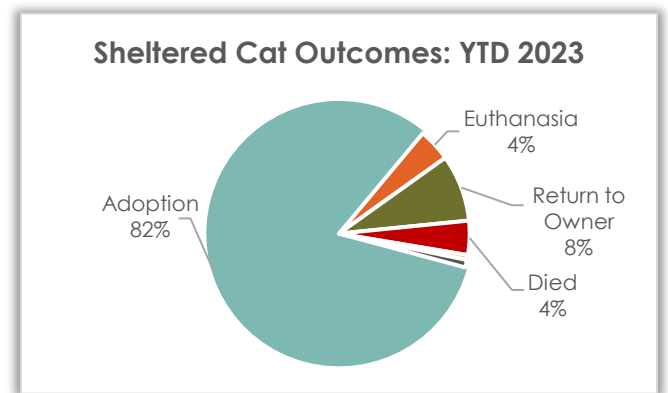
Cat Outcome	Nov 2023	Nov 2022	Nov 2021
Adoption	160	160	139
Euthanasia	4	5	7
Return to Owner	12	31	24
Died	3	10	0
Transfer Out	0	0	0
DOA	2	0	0
Total	181	206	170



Sheltered Cat Outcome – Year-to-Date 2023

Sheltered Cat Outcomes

Outcomes so far this year for sheltered cats were primarily adoption (81.9%). 8.3% of the admitted cats were reclaimed by or returned to an owner.



Cat Outcome	YTD 2023	YTD 2022	YTD 2021
Adoption	1,494	1,044	1,225
Euthanasia	74	63	69
Return to Owner	151	173	190
Died	77	49	47
Transfer Out	11	1	0
DOA	17	8	7
Total	1,824	1,338	1,538



Clinic Operations – November 2023

Successful Surgeries by Client

Clinic Clients	Nov 2023	Nov 2022	Nov 2021
Public Clients	49	46	18
Care for Pets	20	17	9
Community Cat	6	18	0
Community Pet Rescue	4	0	0
Friends of Noah	18	12	0
HSSW	214	233	168
Katie's Lane	4	0	0
Winnebago County Animal Services	78	0	0
Total	393	326	177

Spay/Neuter Surgeries Totals

Nov 2023

	Dog	Cat	
Spay	41	158	199
Neuter	44	150	194
Total	85	308	393

Nov 2022

	Dog	Cat	
Spay	25	136	161
Neuter	28	137	165
Total	53	273	326

Nov 2021

	Dog	Cat	
Spay	13	92	105
Neuter	18	72	90
Total	31	164	195



November 2023 Shelter Report



Vaccine Totals

Vaccines	Administered Nov 2023	Administered Nov 2022	Administered Nov 2021
Bordatella – Intranasal	12	0	0
Bordatella – Oral	4	19	6
DA2PP	51	25	10
DA2PP/Lepto	4	0	0
FeLV	3	1	
FVRCP	121	108	18
Lepto	32	3	
Lyme	11	5	
Rabies (1-year)	133	100	32
Rabies (3-year)	23	12	3
Total	394	273	69

Service Totals

Services	Provided Nov 2023	Provided Nov 2022	Provided Nov 2021
Cherry Eye Repair	2	0	0
Cryptorchid Surgery	3	0	0
Ear Cleaning	16	8	0
Ear Tip	25	21	4
Exam, Physical	86	58	0
Exam, Recheck	29	0	0
Eye Enucleation	0	0	2
Fecal Test	5	1	2
FeLV/FIV Test	3	17	2
Heartworm 4DX Test	5	8	0
Heartworm Test	38	2	0
Idexx Snap 4Dx Test	4	0	2
IV Catheter	1	0	0
IV Fluids	2	0	0
Microchip	104	30	2
Nail Trim	87	31	0
Prescription Fee	5	1	0
Pyometra – Emergency	1	0	0
Schirmer Tear Test	1	0	0
Sedation Only	1	0	0
Urinalysis	0	0	1
Total	418	177	15