



February 2021 Shelter Report



Total Live Animal Admission – February 2021

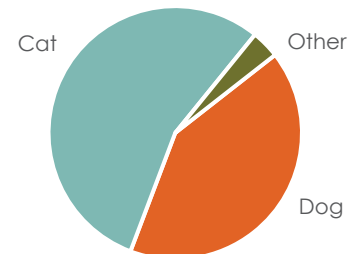
Animals Admitted

During February, 167 animals were admitted. Of the animals taken in, 41.3% were dogs and 55.1% were cats.

Animal	February 2021		February 2020		February 2019	
Dog	69	41.3%	61	40.4%	77	52.4%
Cat	92	55.1%	88	58.3%	70	47.6%
Other	6	3.6%	2	1.3%	0	0%
Total	167		151		147	

Above data excludes Clinic and Service Intake data

Animals Admitted: February 2021

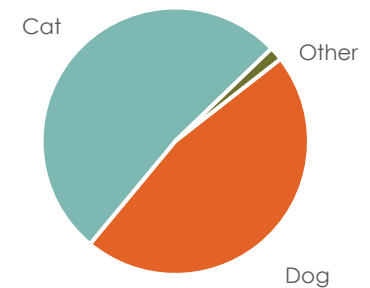


Total Live Animal Admission – Year-to-Date 2021

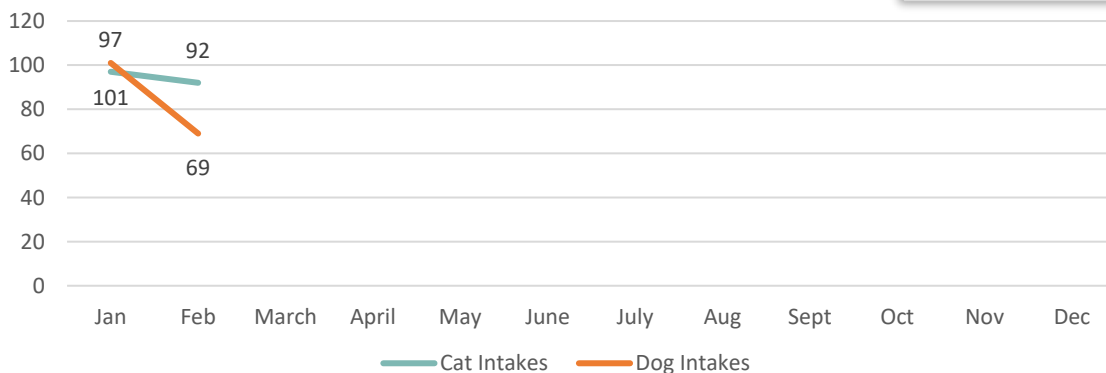
Animals Admitted

So far in 2021, 365 animals have been admitted. Of the 365 animals taken in, 46.6% were dogs and 51.8% were cats. Other intakes (1.6%) were other pets – primarily ferrets.

Animals Admitted: YTD 2021



Animals Admitted: 2021 Monthly Intake



Animal	YTD 2021		YTD 2020		YTD 2019	
Dog	170	46.6%	156	45.6%	150	49.8%
Cat	189	51.8%	178	52.0%	151	50.2%
Other	6	1.6%	8	2.3%	0	0%
Total	365		342		301	

Above data excludes Clinic and Service Intake data

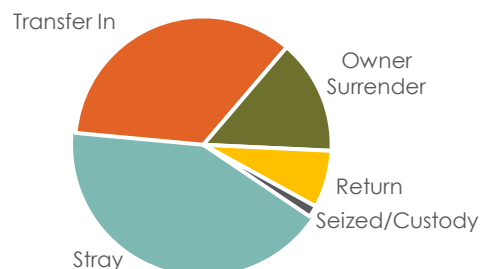


Sheltered Dog Intake – February 2021

Sheltered Dog Intakes

There were 69 live dogs admitted to the shelter in February: 42.0% were strays, 14.5% were owner surrenders, and 34.8% were transferred in from other shelters and/or rescues.

Sheltered Dog Intakes: February 2021



Dog Intake Reason	February 2021		February 2020		February 2019	
Stray	29	42.0%	41	67.2%	31	40.3%
Transfer In	24	34.8%	12	19.7%	37	48.1%
Owner Surrender	10	14.5%	6	9.8%	5	6.5%
Return	5	7.2%	2	3.3%	4	5.2%
Seized/Custody	1	1.4%	0	0%	0	0%
Total	69		61		77	

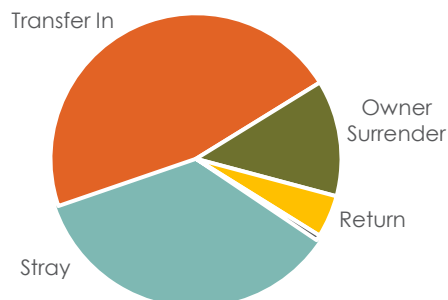
Above data excludes Clinic and Service Intake data

Sheltered Dog Intake – Year-to-Date 2021

Sheltered Dog Intakes


So far in 2021, there have been 170 live dogs admitted to the shelter: 35.3% were strays, 12.9% were owner surrenders, and 46.5% were transferred in from other shelters and/or rescues.

Sheltered Dog Intakes: YTD 2021



Dog Intake Reason	YTD 2021		YTD 2020		YTD 2019	
Stray	60	35.3%	73	46.8%	61	40.7%
Transfer In	79	46.5%	61	39.1%	66	44.0%
Owner Surrender	22	12.9%	12	7.7%	18	12.0%
Return	8	4.7%	10	6.4%	4	2.7%
Seized/Custody	1	.59%	0	0%	1	.67%
Total	170		156		150	

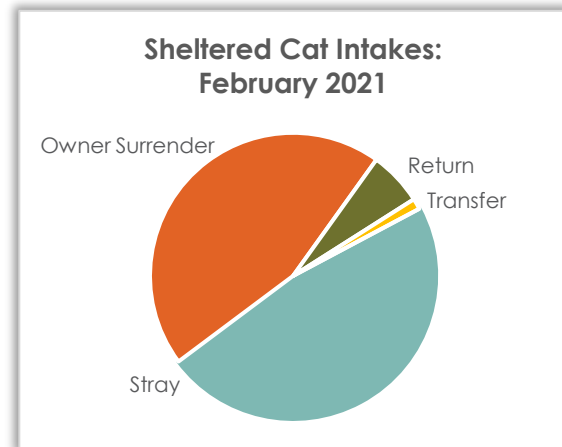
Above data excludes Clinic and Service Intake data



Sheltered Cat Intake – February 2021

Sheltered Cat Intakes

There were 92 live cats admitted to the shelter in February: 42.4% were strays and 51.1% were owner surrendered.



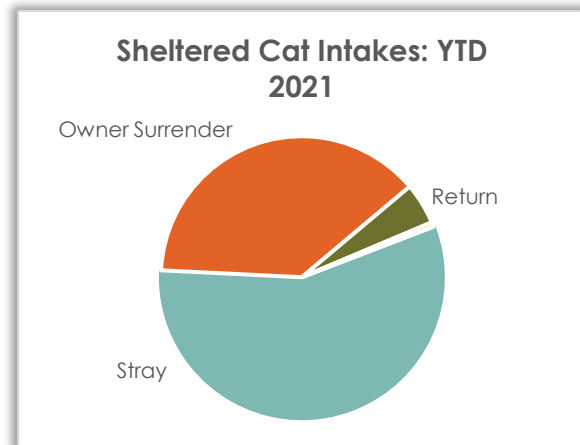
Cat Intake Reasons	February 2021		February 2020		February 2019	
Stray	39	42.4%	52	59.1%	42	60.0%
Owner Surrender	47	51.1%	33	37.5%	11	15.7%
Return	5	5.4%	3	3.4%	2	2.9%
Transfer	1	1.1%	0	0%	12	17.1%
Seized/Custody	0	0%	0	0%	3	4.3%
Total	92		88		70	

Above data excludes Clinic and Service Intake data

Sheltered Cat Intake – Year-to-Date 2021

Sheltered Cat Intakes

There were 189 live cats admitted to the shelter so far this year 56.6% were strays and 38.1% were owner surrendered.



Cat Intake Reasons	YTD 2021		YTD 2020		YTD 2019	
Stray	107	56.6%	112	62.9%	102	67.5%
Owner Surrender	72	38.1%	59	33.1%	29	19.2%
Return	9	4.8%	7	3.9%	4	2.6%
Transfer	1	.53%	0	0%	13	8.6%
Seized/Custody	0	0%	0	0%	3	2.0%
Total	189		178		151	

Above data excludes Clinic and Service Intake data



February 2021 Shelter Report

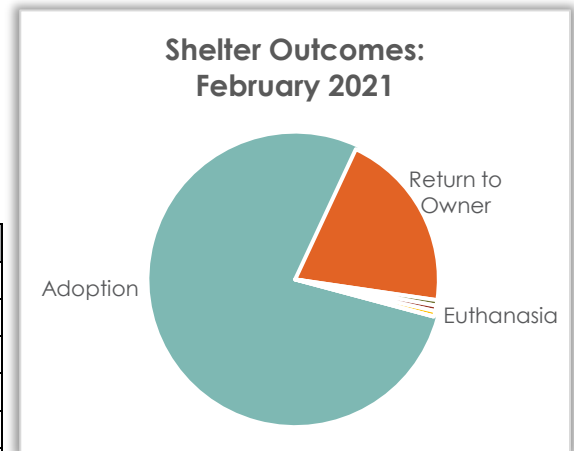


Shelter Animal Outcome – February 2021

During February a total of 162 pets went home again; 126 pets were adopted, and 33 were returned to their owner.

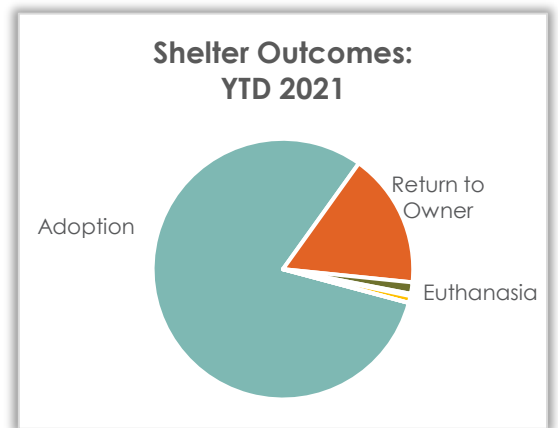
Outcome Breakdown	Feb 2021		Feb 2020		Feb 2019	
Adoption	126	75.3%	137	75.3%	130	79.8%
Return to Owner	33	18.7%	34	18.7%	23	14.1%
Euthanasia	1	4.4%	8	4.4%	7	4.3%
Transfer Out	1	.55%	1	.55%	2	1.2%
Died	1	1.1%	2	1.1%	0	0%
DOA	0	0%	0	0%	1	.61%
Admin Missing	0	0%	0	0%	0	0%
Total	162		182		163	

Above data excludes Clinic and Service Outcome data



Shelter Animal Outcome – YTD 2021

So far this year a total of 353 pets went home again! 285 pets were adopted, and 59 were returned to their owner.



Outcome Breakdown	YTD 2021		YTD 2020		YTD 2019	
Adoption	285	80.7%	273	75.6%	268	79.1%
Return to Owner	59	16.7%	68	18.8%	51	15.0%
Euthanasia	5	1.4%	16	4.4%	13	3.8%
Transfer Out	1	.28%	2	.55%	4	1.2%
Died	3	.85%	2	.55%	1	.29%
DOA	0	0%	0	0%	2	.59%
Admin Missing	0	0%	0	0%	0	0%
Total	353		361		339	

Above data excludes Clinic and Service Outcome data



Sheltered Dog Outcome – February 2021

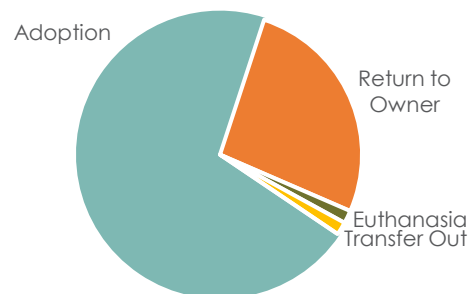
Sheltered Dog Outcomes

Outcomes in February for dogs admitted to the shelter were primarily adoption (69.6%) and return to owner (26.1%).

Dog Outcome	Feb 2021		Feb 2020		Feb 2019	
Adoption	48	69.6%	48	59.3%	55	70.5%
Return to Owner	18	26.1%	29	35.8%	18	23.1%
Euthanasia	1	1.4%	3	3.7%	5	6.4%
Transfer Out	1	1.4%	1	1.2%	0	0%
Died	0	0%	0	0%	0	0%
DOA	0	0%	0	0%	0	0%
Admin Missing	0	0%	0	0%	0	0%
Total	68		81		78	

Above data excludes Clinic and Service Outcome data

Sheltered Dog Outcomes:
February 2021



Sheltered Dog Outcome – Year-to-Date 2021

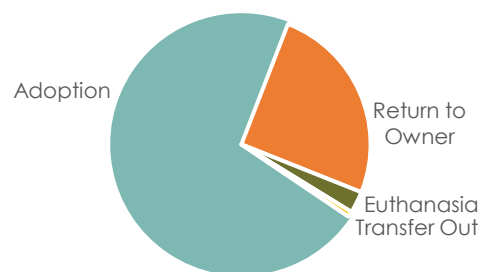
Sheltered Dog Outcomes

Outcomes so far this year for sheltered dogs were primarily adoption (71.4%) and return to owner (25.2%).

Dog Outcome	YTD 2021		YTD 2020		YTD 2019	
Adoption	105	71.4%	93	61.2%	98	69.0%
Return to Owner	37	25.2%	51	33.6%	37	26.1%
Euthanasia	4	2.7%	6	3.9%	7	4.9%
Transfer Out	1	.68%	2	1.3%	0	0%
Died	0	0%	0	0%	0	0%
DOA	0	0%	0	0%	0	0%
Admin Missing	0	0%	0	0%	0	0%
Total	147		152		142	

Above data excludes Clinic and Service Outcome data

Sheltered Dog Outcomes: YTD
2021





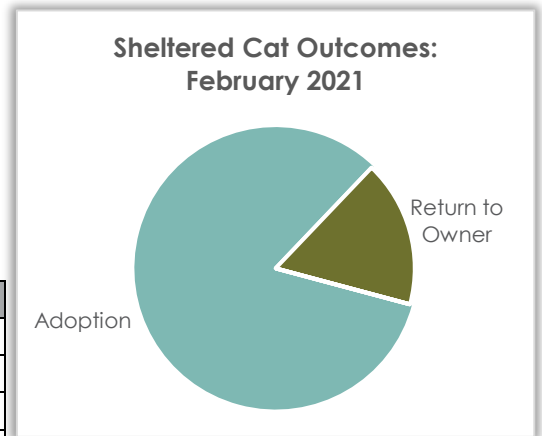
Sheltered Cat Outcome – February 2021

Sheltered Cat Outcomes

Outcomes in February for cats admitted at the shelter were primarily adoption (83.0%). 17.0% of the admitted cats were reclaimed by or returned to an owner.

Cat Outcome	Feb 2021		Feb 2020		Feb 2019	
Adoption	73	83.0%	83	87.4%	75	88.2%
Euthanasia	0	0%	5	5.3%	2	2.4%
Return to Owner	15	17.0%	5	5.3%	5	5.9%
Died	0	0%	2	2.1%	0	0%
Transfer Out	0	0%	0	0%	2	2.4%
DOA	0	0%	0	0%	1	1.2%
Admin Missing	0	0%	0	0%	0	0%
Total	88		95		85	

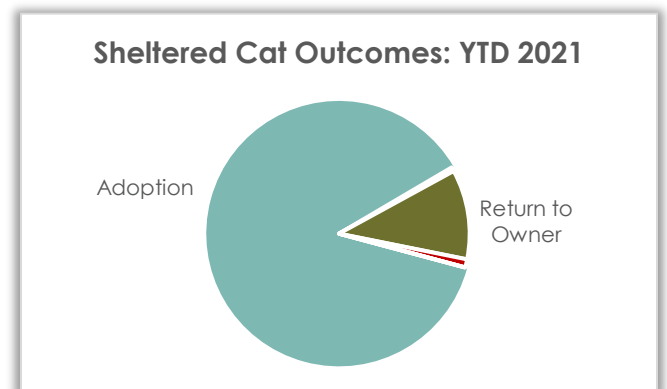
Above data excludes Clinic and Service Outcome data



Sheltered Cat Outcome – Year-to-Date 2021

Sheltered Cat Outcomes

Outcomes so far this year for sheltered cats were primarily adoption (87.4%). 11.1% of the admitted cats were reclaimed by or returned to an owner.



Cat Outcome	YTD 2021		YTD 2020		YTD 2019	
Adoption	173	87.4%	173	85.6%	170	86.3%
Euthanasia	1	.51%	10	5.0%	6	3.0%
Return to Owner	22	11.1%	17	8.4%	14	7.1%
Died	2	1.0%	2	.99%	1	.51%
Transfer Out	0	0%	0	0%	4	2.0%
DOA	0	0%	0	0%	2	1.0%
Admin Missing	0	0%	0	0%	0	0%
Total	198		202		197	

Above data excludes Clinic and Service Outcome data



Clinic Operations – February 2021

Clinic – Client Metrics

Clinic Clients	Feb 2021	Feb 2020	Feb 2019
Public Clients	24	114	81
A Little R&R Animal Sanctuary	2	0	3
Albert's Dog Lounge	0	3	1
Care for Pets	3	8	18
Catatarum	0	2	0
Community Cat	1	0	2
Diamond Dogs	0	2	0
HSSW	98	60	94
Kadlec Ranch	0	0	23
Mending Hearts Rescue	0	0	9
The Labrador Connection	0	0	1
Touched by a Paw	0	0	5
Total	128	189	237

Clinic - Spay/Neuter Surgeries Totals

Feb 2021

	Dog	Cat	Rabbit	
Spay	27	48	0	75
Neuter	22	31	0	53
Total	49	79	0	128

Feb 2020

	Dog	Cat	Rabbit	
Spay	10	86	1	97
Neuter	14	78	0	92
Total	24	164	1	189

Feb 2019

	Dog	Cat	Rabbit	
Spay	29	87	0	116
Neuter	27	94	0	121
Total	56	181	0	237



February 2021 Shelter Report



Clinic – Vaccine Totals

Vaccines	Administered Feb 2021	Administered Feb 2020	Administered Feb 2019
Bordetella - Oral	1	0	21
DA2PP	1	3	17
DA2PP/Lepto	0	0	24
FelV	0	0	11
FVRCP	16	70	107
Lepto	0	1	1
Rabies (1-year)	23	108	149
Rabies (3-year)	0	1	13
Total	41	183	343

Clinic – Service Totals

Services	Provided Feb 2021	Provided Feb 2020	Provided Feb 2019
Biopsy	0	1	0
CBC/Chemistry – send out	1	0	0
Certified Veterinary Inspection (CVI)	0	2	1
Cherry Eye Repair	0	0	3
Dental Prophylaxis	0	9	5
Ear Cleaning	1	23	2
Ear Cytology	0	0	3
Ear Tip	0	25	37
Exam, Physical	0	5	0
Eye Exam	0	0	1
Eye Stain	0	0	1
Fecal Test	0	3	9
FelV/FIV Test	1	1	35
Giardia Test	0	2	0
Heartworm Test	0	0	15
Idexx Snap 4Dx Test	1	0	2
Mass Removal – Level 1	0	1	0
Microchip Insertion	2	7	14
Miscellaneous	0	3	10
Nail Trim	0	43	5
Parvovirus	0	0	1
Schirmer Tear Test	0	0	1
Sedation Only	0	1	3
Tooth Extraction – Level 1	0	0	10
Tooth Extraction – Level 2	0	1	0
Tooth Extraction – Level 3	0	0	1
Total	6	127	159