



2024 Shelter Report

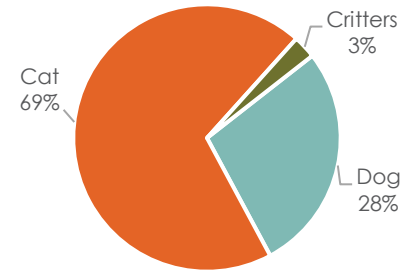


Total Animal Intake

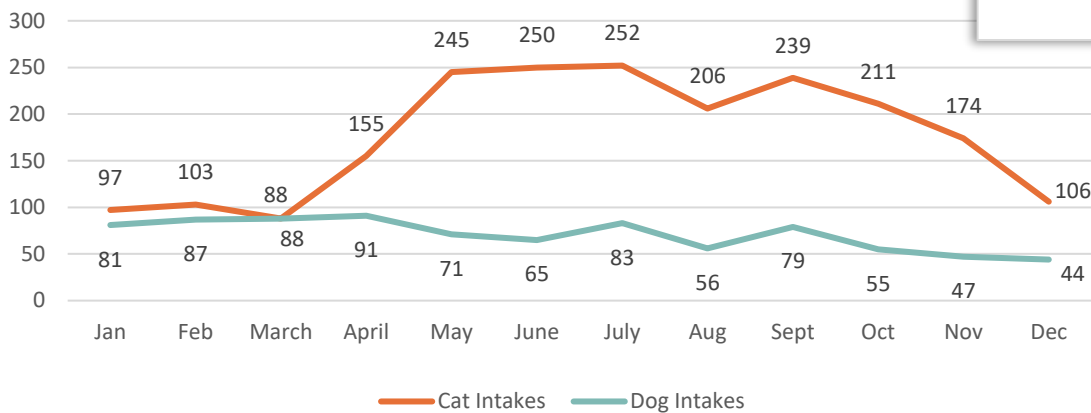
Animals Admitted

During 2024, 3,057 animals were admitted. Of the 3,057 animals taken in, 27.7% were dogs, 69.5% were cats, and 2.8% were critters, primarily domestic rabbits and guinea pigs.

2024 Animals Admitted

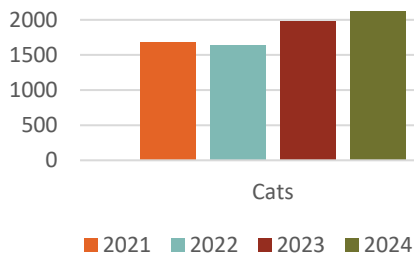


2024 Monthly Intake

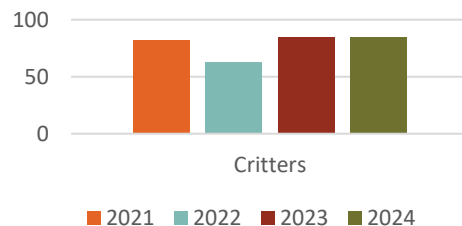


This year continued the trend of increased intake that we've seen for the last five years. Our ever-expanding foster program and more focused efforts to serve small critters in our community have likely contributed to this steady increase.

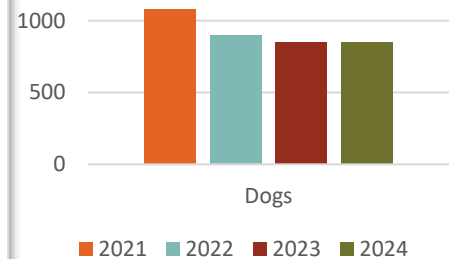
Cat Admission



Critter Admission



Dog Admission



Animal	2021	2022	2023	2024
Dog	1,076	897	853	847
Cat	1,686	1,639	1,986	2,125
Other	82	63	85	85
Total	2,844	2,599	2,924	3,057

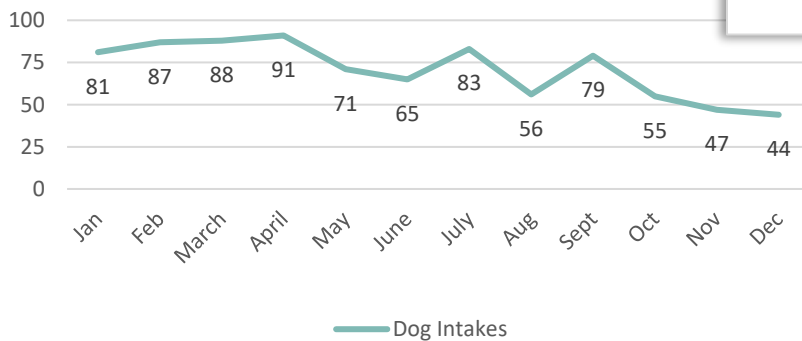


Sheltered Dog Intake

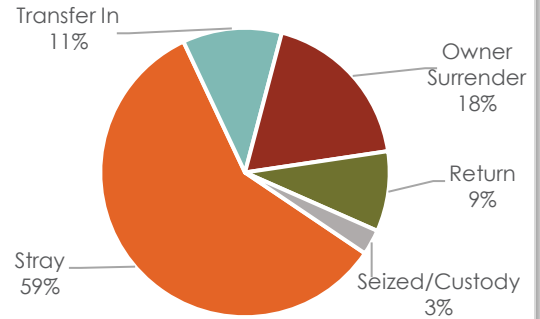
Sheltered Dog Intake

There were 847 dogs admitted to the shelter during 2024: 58.6% were strays, 18.5% were owner surrendered, and 11.1% were transferred in from other shelters and/or rescues.

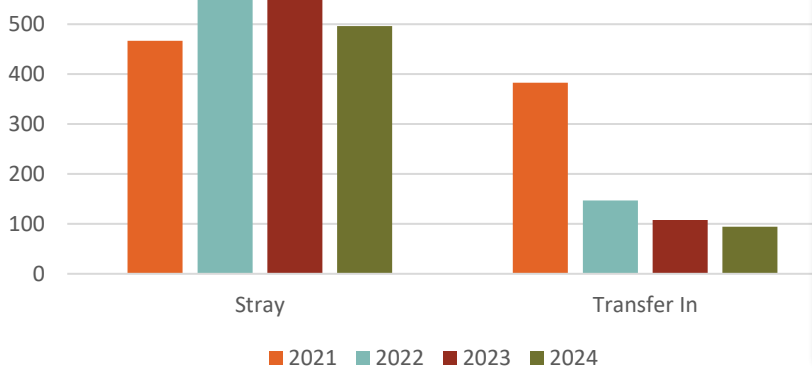
2024 Monthly Intake of Sheltered Dogs



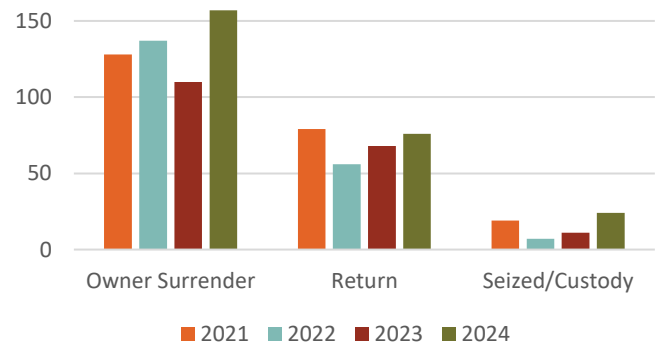
2024 Sheltered Dog Intake



Sheltered Dog Intake - Stray & Transfer



Sheltered Dog Intake - Surrender, Return, & Seized



Dog Intake Reason	2021	2022	2023	2024
Stray	467	550	556	496
Transfer In	383	147	108	94
Owner Surrender	128	137	110	157
Return	79	56	68	76
Seized/Custody	19	7	11	24
Total	1,076	897	853	847



2024 Shelter Report

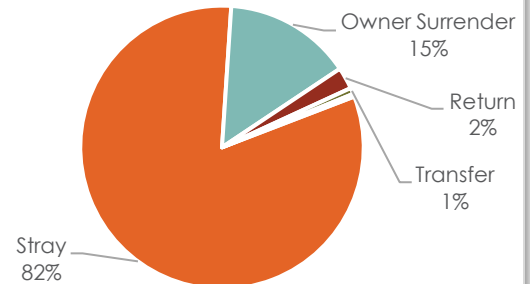


Sheltered Cat Intake

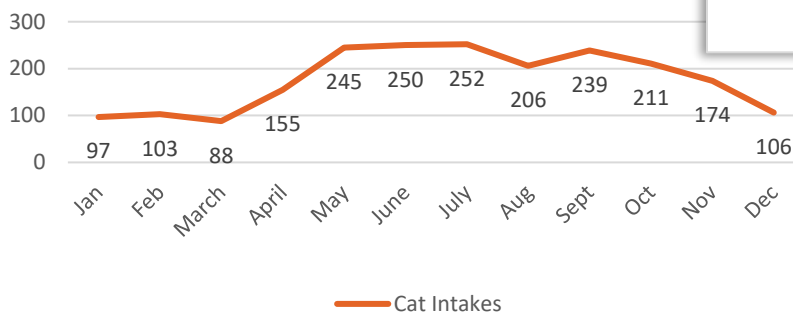
Sheltered Cat Intake

There were 2,125 live cats admitted to the shelter in 2024: 81.9% were strays and 14.6% were owner surrendered.

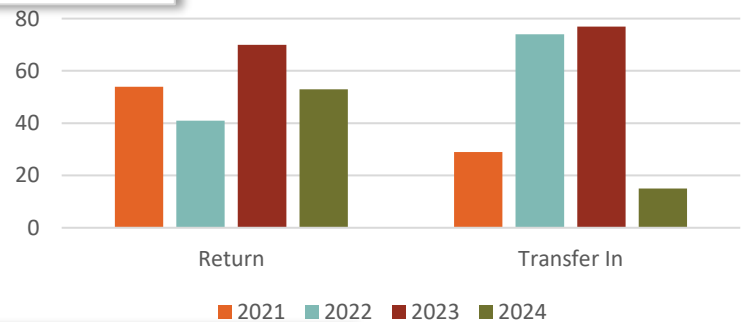
2024 Sheltered Cat Intake



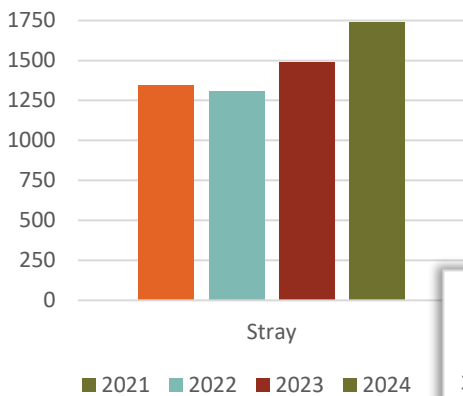
2024 Monthly Intake of Sheltered Cats



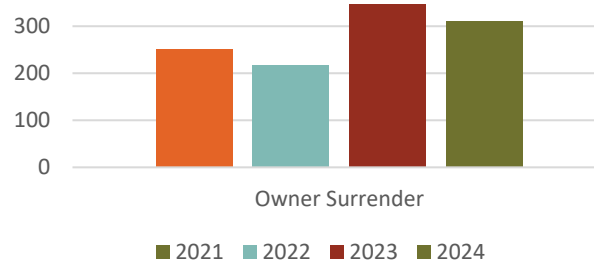
Sheltered Cat Intake - Return & Transfer




Sheltered Cat Intake - Stray



Sheltered Cat Intake - Surrender



Cat Intake Reasons	2021	2022	2023	2024
Stray	1,345	1,306	1,492	1,740
Owner Surrender	252	217	346	310
Return	54	41	70	53
Transfer	29	74	77	15
Seized/Custody	6	1	1	7
Total	1,686	1,639	1,986	2,125

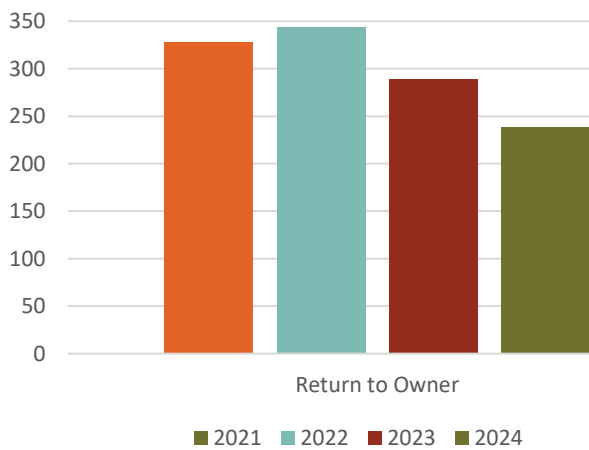


Sheltered Dog Outcome

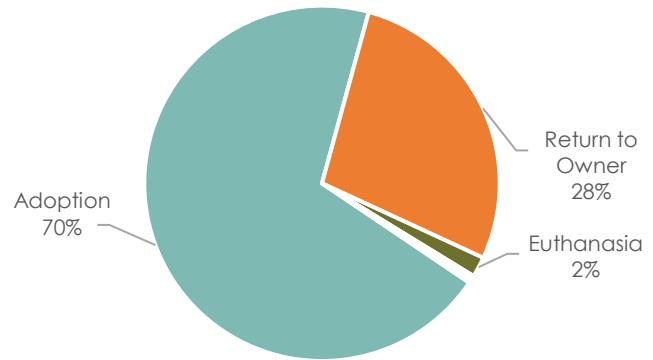
Sheltered Dog Outcome

Outcomes for dogs in 2024 were primarily adoption (69.8%) and return to owner (27.6%).

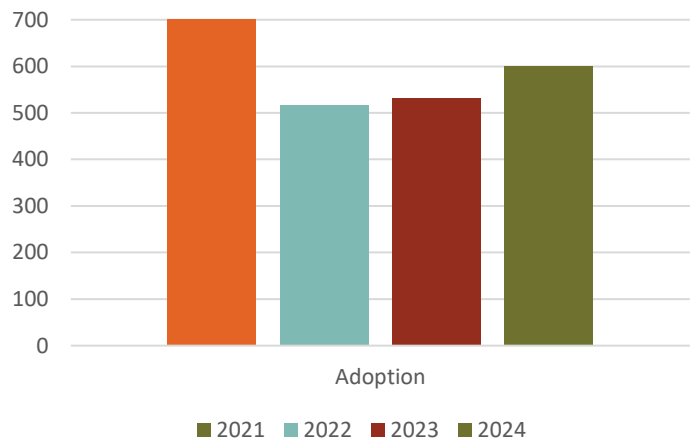
Sheltered Dog Outcome - Return to Owner



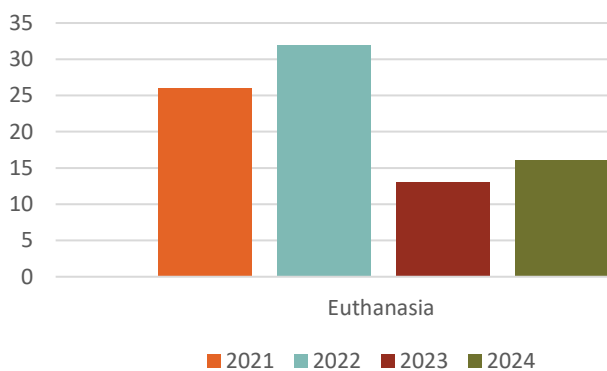
2024 Sheltered Dog Outcome




Sheltered Dog Outcome - Adoption



Sheltered Dog Outcome - Euthanasia



Dog Outcome	2021	2022	2023	2024
Adoption	701	517	531	601
Return to Owner	328	344	289	238
Euthanasia	26	32	13	16
Transfer Out	3	5	0	0
Died	2	1	5	3
DOA	0	2	2	3
Total	1,060	901	840	861

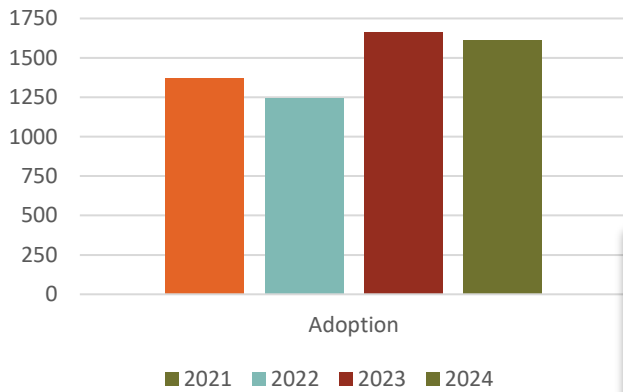


Sheltered Cat Outcome

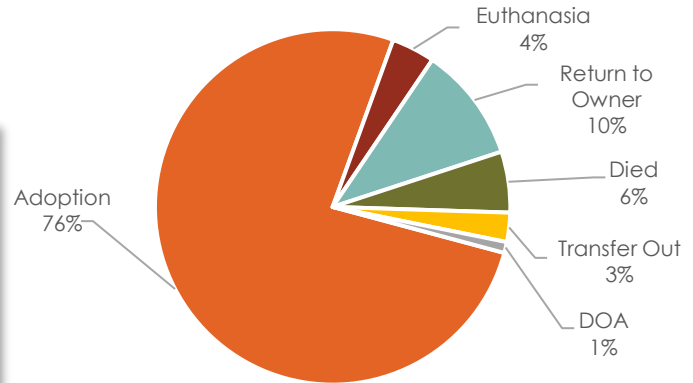
Sheltered Cat Outcome

Outcomes for cats were primarily adoption (76.4%) and return to owner (10.5%).

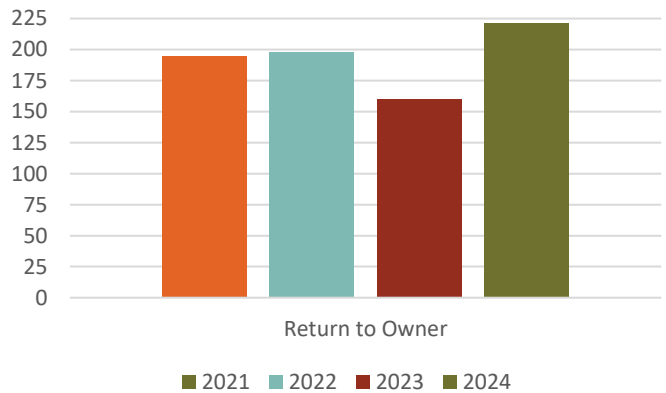
Sheltered Cat Outcome - Adoption



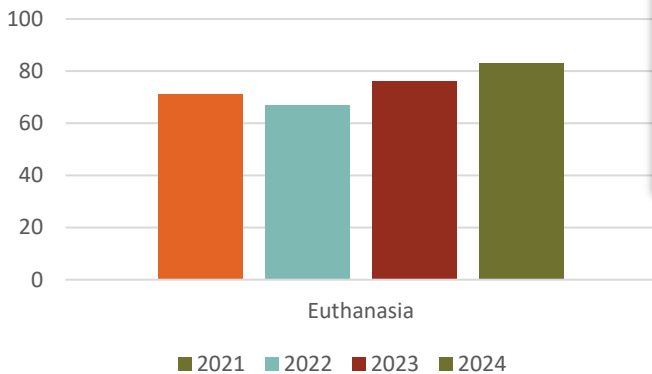
2024 Sheltered Cat Outcome




Sheltered Cat Outcome - Return to Owner



Sheltered Cat Outcome - Euthanasia



Cat Outcome	2021	2022	2023	2024
Adoption	1,371	1,242	1,660	1,610
Euthanasia	71	67	76	83
Return to Owner	195	198	160	221
Transfer Out	0	2	11	117
Died	47	51	77	56
DOA	9	8	18	21
Total	1,693	1,568	2,002	2,108

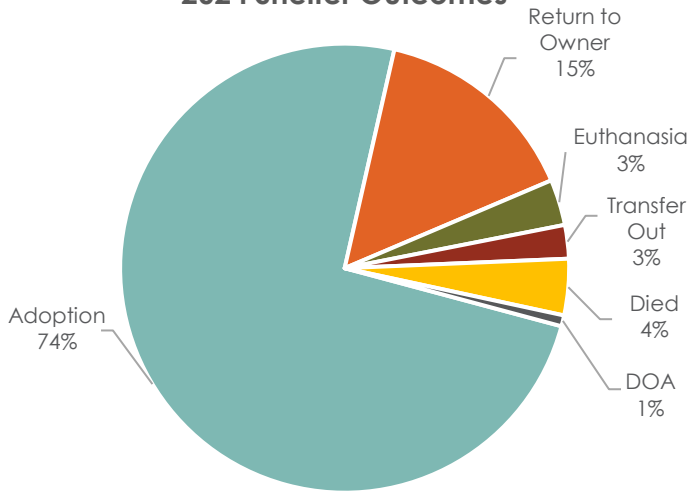


2024 Shelter Report

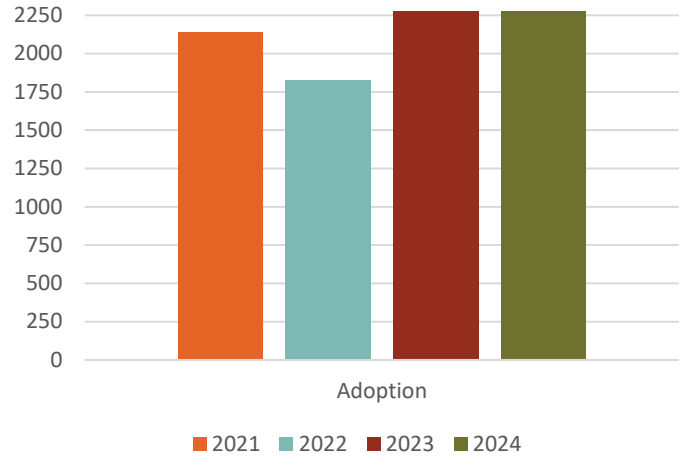


Shelter Outcome Trends

2024 Shelter Outcomes



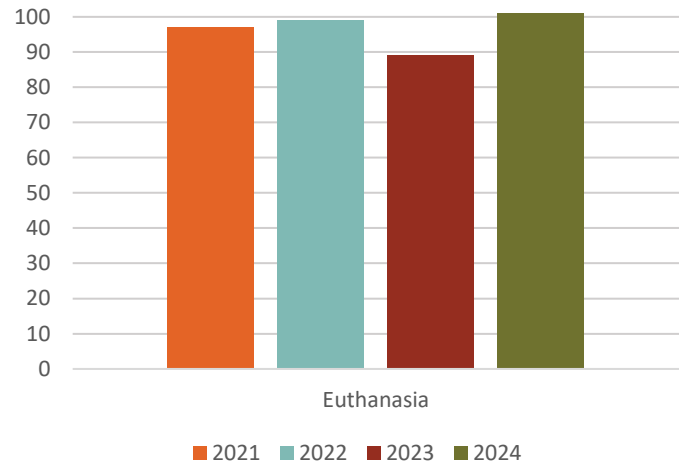
Shelter Outcome Trends - Adoption



Shelter Outcome Trends - Return to Owner



Shelter Outcome Trends - Euthanasia



Outcome	2021	2022	2023	2024
Adoption	2,139	1,896	2,274	2,275
Return to Owner	524	542	450	460
Euthanasia	97	99	89	101
Transfer Out	4	8	11	74
Died	50	56	82	124
DOA	9	10	20	24
Total	2,823	2,541	2,926	3,058

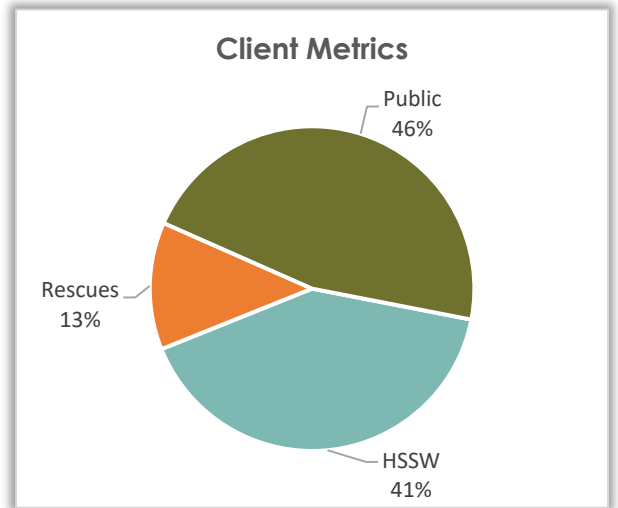


Clinic Services

Clinic Services

In 2024, the Humane Society of Southern Wisconsin expanded its low-cost Clinic Services to both community members and rescue partners. Throughout the year, HSSW performed clinic services for 15 rescue partners. Additionally, HSSW offered low-cost and at times no-cost spay and neuter services to the community all year long.

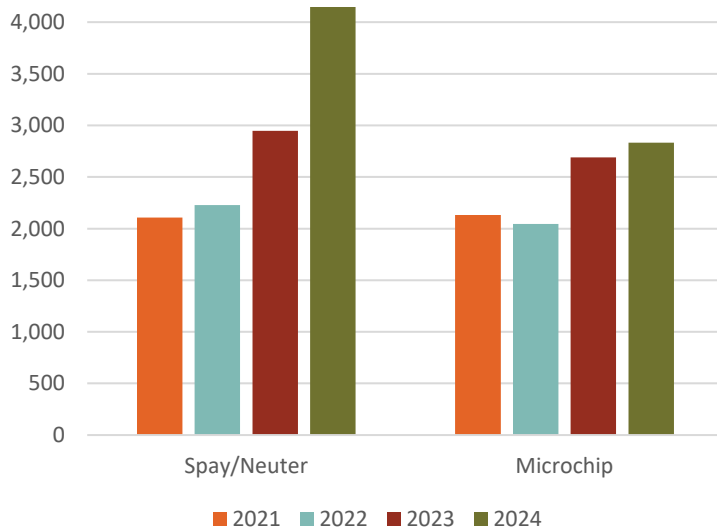
There were 4,148 animals spayed or neutered by the shelter's veterinary team. Of the total spay/neuter surgeries, 1,695 were HSSW's shelter pets, 527 were pets belonging to partnering rescues, and 1,926 were pets belonging to the public.



Clinic Services	Cat	Dog	Total
Spay	1,559	635	2,194
Neuter	1,405	549	1,954
Microchip	-----	-----	2,833
Vaccinations*	-----	-----	16,521
Other Vet Services*	-----	-----	4,712

**The above data is a count of services provided, not pets served (i.e. one pet may receive multiple vaccinations)*

Clinic Service Trends - Spay/Neuter & Microchip



Clinic Service Trends - Vaccinations

