



# April 2023 Shelter Report



## Total Live Animal Admission – April 2023

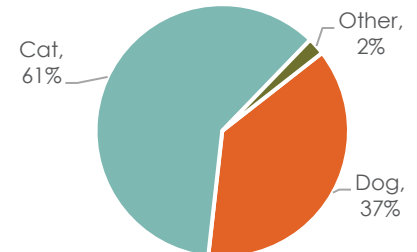
### Animals Admitted

During April, 225 animals were admitted. Of the animals taken in, 37.3% were dogs and 60.4% were cats.

Animal	April 2023	April 2022	April 2021
Dog	84	94	104
Cat	136	133	118
Other	5	5	8
<b>Total</b>	<b>225</b>	<b>232</b>	<b>230</b>

*Above data excludes Clinic and Service Intake data*

### Animals Admitted: April 2023

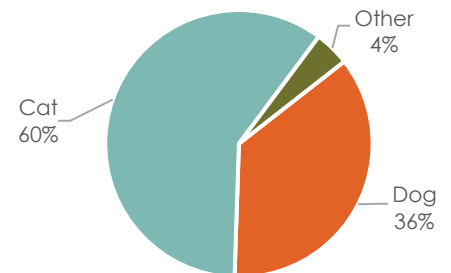


## Total Live Animal Admission – Year-to-Date 2023

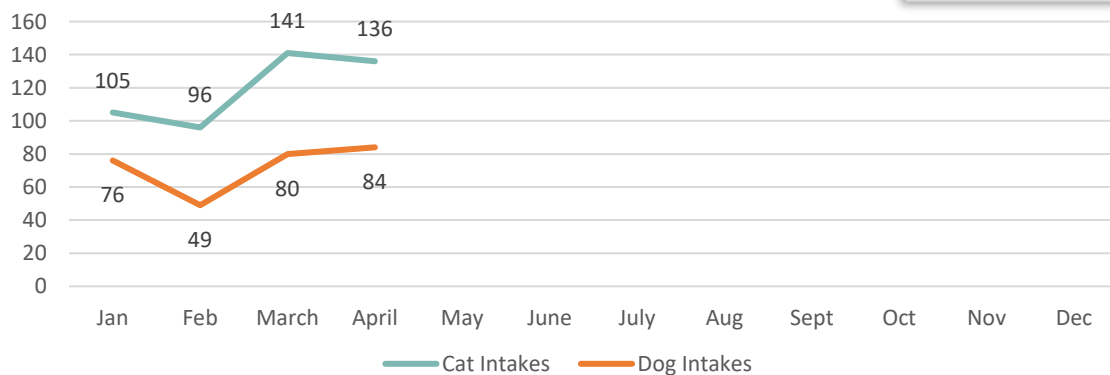
### Animals Admitted

So far in 2023, 801 animals have been admitted. Of the 801 animals taken in, 36.1% were dogs and 59.7% were cats. Other intakes (4.2%) were other pets – primarily ferrets, guinea pigs, and rabbits.

### Animals Admitted: YTD 2023



### Animals Admitted: 2023 Monthly Intake



Animal	YTD 2023	YTD 2022	YTD 2021
Dog	289	308	374
Cat	478	410	433
Other	34	25	25
<b>Total</b>	<b>801</b>	<b>743</b>	<b>832</b>

*Above data excludes Clinic and Service Intake data*



# April 2023 Shelter Report

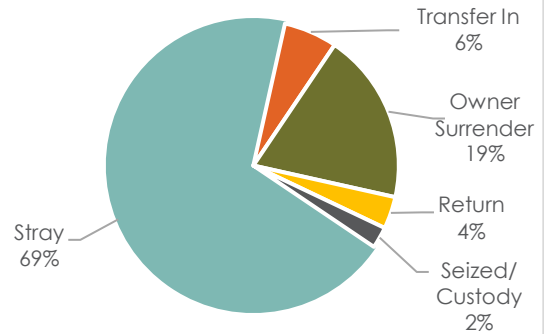


## Sheltered Dog Intake – April 2023

### Sheltered Dog Intakes

There were 84 live dogs admitted to the shelter in April: 40.4% were strays, 9.6% were owner surrenders, and 45.7% were transferred in from other shelters and/or rescues.

Sheltered Dog Intakes: April 2023



Dog Intake Reason	April 2023	April 2022	April 2021
Stray	58	38	39
Transfer In	5	43	42
Owner Surrender	16	9	10
Return	3	4	6
Seized/Custody	2	0	7
Total	84	94	104

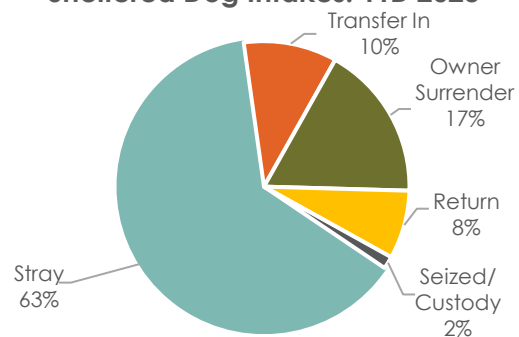
*Above data excludes Clinic and Service Intake data*

## Sheltered Dog Intake – Year-to-Date 2023

### Sheltered Dog Intakes

So far in 2023, there have been 289 live dogs admitted to the shelter: 63.3% were strays, 17.3% were owner surrenders, and 10.4% were transferred in from other shelters and/or rescues.

Sheltered Dog Intakes: YTD 2023



Dog Intake Reason	YTD 2023	YTD 2022	YTD 2021
Stray	183	136	142
Transfer In	30	102	150
Owner Surrender	50	46	50
Return	22	22	22
Seized/Custody	4	2	10
Total	289	308	374

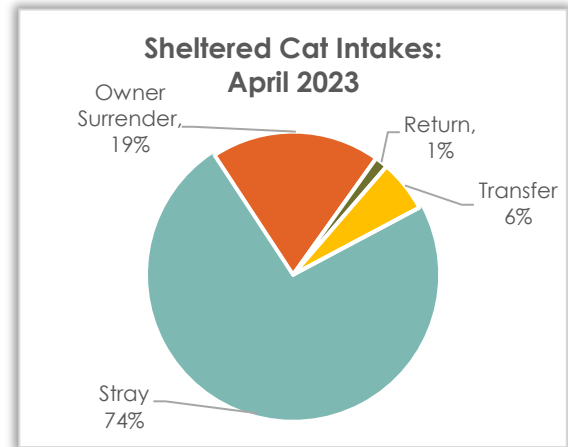
*Above data excludes Clinic and Service Intake data*



## Sheltered Cat Intake – April 2023

### Sheltered Cat Intakes

There were 136 live cats admitted to the shelter in April: 73.5% were strays, 19.1% were owner surrendered, and 5.9% were transferred in from other shelters and/or rescues.



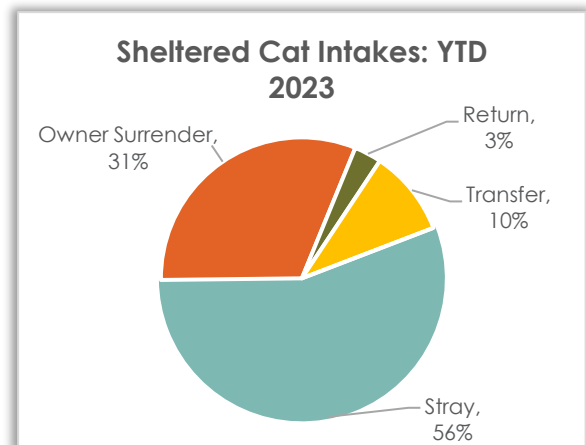
Cat Intake Reasons	April 2023	April 2022	April 2021
Stray	100	86	88
Owner Surrender	26	24	21
Return	2	2	2
Transfer	8	21	7
Seized/Custody	0	0	0
<b>Total</b>	<b>136</b>	<b>133</b>	<b>118</b>

*Above data excludes Clinic and Service Intake data*

## Sheltered Cat Intake – Year-to-Date 2023

### Sheltered Cat Intakes

There were 478 live cats admitted to the shelter so far this year – 55.6% were strays, 31.4% were owner surrendered, and 9.8% were transferred in from other shelters and/or rescues.



Cat Intake Reasons	YTD 2023	YTD 2022	YTD 2021
Stray	266	253	284
Owner Surrender	150	81	125
Return	15	12	13
Transfer	47	63	11
Seized/Custody	0	1	0
<b>Total</b>	<b>478</b>	<b>410</b>	<b>433</b>

*Above data excludes Clinic and Service Intake data*



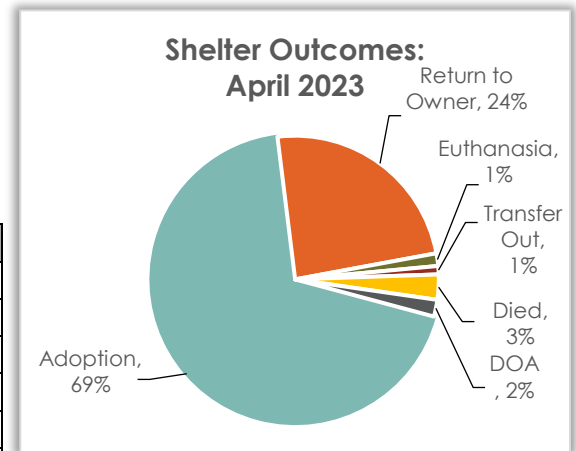
# April 2023 Shelter Report



## Shelter Animal Outcome – April 2023

During April a total of 212 pets went home again; 146 pets were adopted, and 51 were reunited with their owner.

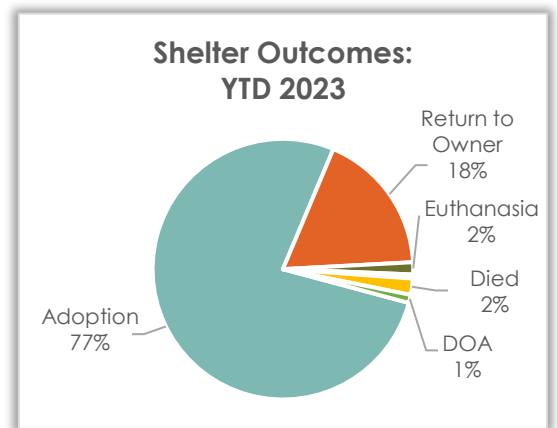
Outcome Breakdown	Apr 2023	Apr 2022	Apr 2021
Adoption	146	136	155
Return to Owner	51	39	45
Euthanasia	3	7	3
Transfer Out	2	1	1
Died	6	2	1
DOA	4	0	0
<b>Total</b>	<b>212</b>	<b>185</b>	<b>205</b>



*Above data excludes Clinic and Service Outcome data*

## Shelter Animal Outcome – YTD 2023

So far this year a total of 797 pets went home again! 615 pets were adopted, and 142 were returned to their owner.



Outcome Breakdown	YTD 2023	YTD 2022	YTD 2021
Adoption	615	529	602
Return to Owner	142	138	154
Euthanasia	12	17	9
Transfer Out	4	4	2
Died	16	8	5
DOA	8	3	2
<b>Total</b>	<b>797</b>	<b>699</b>	<b>774</b>

*Above data excludes Clinic and Service Outcome data*



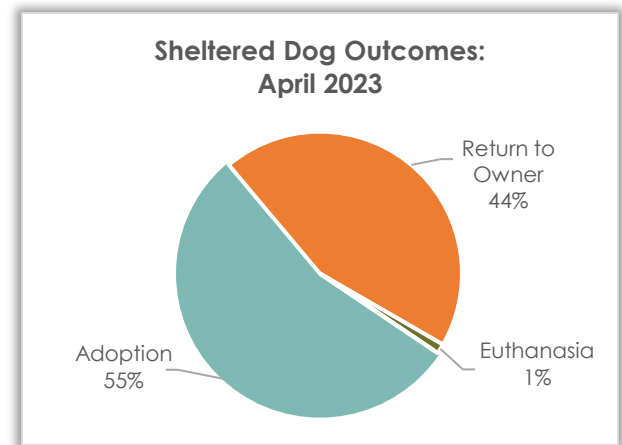
## Sheltered Dog Outcome – April 2023

### Sheltered Dog Outcomes

Outcomes in April for dogs admitted to the shelter were primarily adoption (54.4%) and return to owner (44.4%).

Dog Outcome	Apr 2023	Apr 2022	Apr 2021
Adoption	49	54	66
Return to Owner	40	24	36
Euthanasia	1	5	1
Transfer Out	0	1	0
Died	0	0	0
DOA	0	0	0
<b>Total</b>	<b>90</b>	<b>84</b>	<b>103</b>

*Above data excludes Clinic and Service Outcome data*



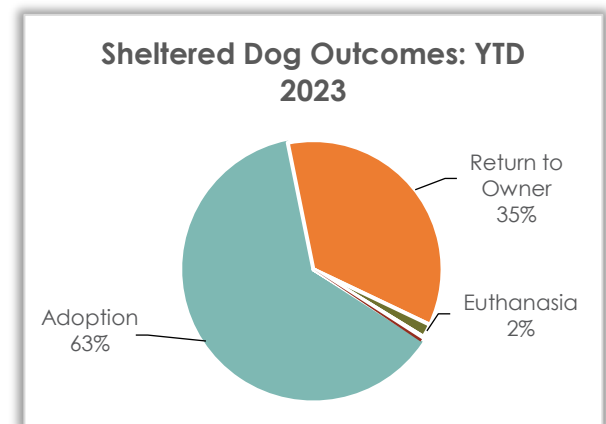
## Sheltered Dog Outcome – Year-to-Date 2023

### Sheltered Dog Outcomes

Outcomes so far this year for sheltered dogs were primarily adoption (62.4%) and return to owner (35.3%).

Dog Outcome	YTD 2023	YTD 2022	YTD 2021
Adoption	184	197	249
Return to Owner	104	86	107
Euthanasia	5	12	6
Transfer Out	0	3	1
Died	1	0	0
DOA	1	0	0
<b>Total</b>	<b>295</b>	<b>298</b>	<b>363</b>

*Above data excludes Clinic and Service Outcome data*





# April 2023 Shelter Report



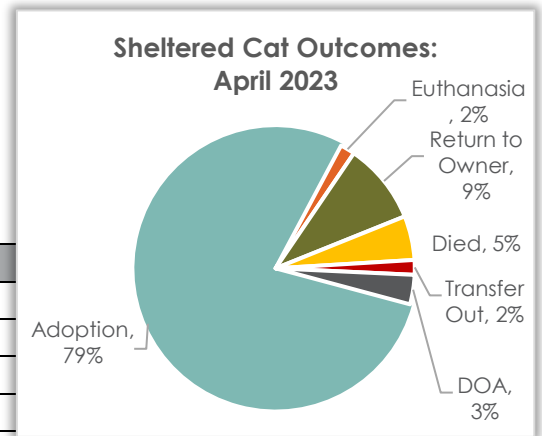
## Sheltered Cat Outcome – April 2023

### Sheltered Cat Outcomes

Outcomes in April for cats admitted at the shelter were primarily adoption (78.6%) and return to owner (9.4%).

Cat Outcome	Apr 2023	Apr 2022	Apr 2021
Adoption	92	73	83
Euthanasia	2	2	2
Return to Owner	11	15	8
Died	6	2	1
Transfer Out	2	0	0
DOA	4	0	0
<b>Total</b>	<b>117</b>	<b>92</b>	<b>94</b>

*Above data excludes Clinic and Service Outcome data*



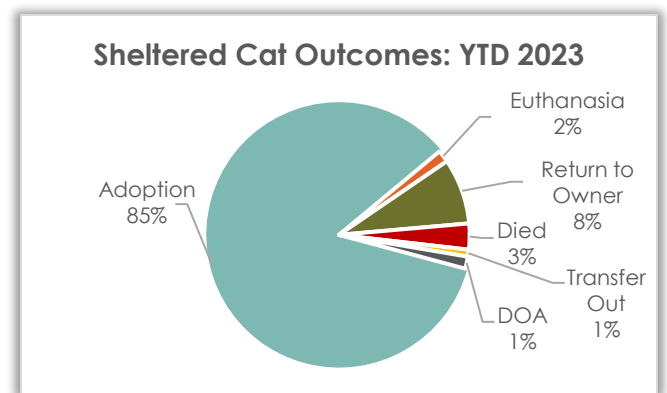
## Sheltered Cat Outcome – Year-to-Date 2023

### Sheltered Cat Outcomes

Outcomes so far this year for sheltered cats were primarily adoption (84.8%) and return to owner (8.1%).

Cat Outcome	YTD 2023	YTD 2022	YTD 2021
Adoption	396	298	330
Euthanasia	7	5	3
Return to Owner	38	52	46
Died	15	2	4
Transfer Out	4	4	0
DOA	7	3	0
<b>Total</b>	<b>467</b>	<b>364</b>	<b>385</b>

*Above data excludes Clinic and Service Outcome data*





# April 2023 Shelter Report



## Clinic Operations – April 2023

### Clinic – Client Metrics

Clinic Clients	April 2023	April 2022	April 2021
Public Clients	40	34	35
A Little R&R Animal Sanctuary	0	0	4
Care for Pets	7	13	24
Community Cat	4	1	0
Community Pet Rescue	0	5	21
HSSW	104	77	89
PAWS Humane Society	0	6	3
The Labrador Connection	10	0	0
<b>Total</b>	<b>165</b>	<b>136</b>	<b>176</b>

### Clinic - Spay/Neuter Surgeries Totals

#### April 2023

	Dog	Cat	
Spay	20	60	80
Neuter	28	57	85
<b>Total</b>	<b>48</b>	<b>117</b>	<b>165</b>

#### April 2022

	Dog	Cat	
Spay	21	49	70
Neuter	17	49	66
<b>Total</b>	<b>38</b>	<b>98</b>	<b>136</b>

#### April 2021

	Dog	Cat	
Spay	32	62	94
Neuter	27	55	82
<b>Total</b>	<b>59</b>	<b>117</b>	<b>176</b>



# April 2023 Shelter Report



## Clinic – Vaccine Totals

Vaccines	Administered April 2023	Administered April 2022	Administered April 2021
Bordatella	41	28	3
DA2PP	55	33	0
DA2PP/Lepto	11	9	3
FVRCP	53	48	35
Leptospirosis	27	4	0
Lyme	11	4	0
Rabies (1-year)	82	70	57
Rabies (3-year)	16	18	0
<b>Total</b>	<b>296</b>	<b>214</b>	<b>98</b>

## Clinic – Service Totals

Services	Provided Apr 2023	Provided Apr 2022	Provided Apr 2021
Cryptorchid Surgery	0	1	1
Dental Prophylaxis	0	1	0
Ear Cleaning	16	2	0
Ear Cytology	4	0	0
Ear Tip	3	9	23
Exam, Physical	76	3	0
Exam, Recheck	20	0	0
Exam, Shelter	2	0	0
Fecal Test	5	0	0
FeLV/FIV Test	6	3	1
Heartworm 4DX Test	12	6	0
Heartworm Test	2	4	0
Idexx Snap 4Dx Test	6	0	1
Microchip Insertion	17	5	4
Nail Trim	35	12	0
Prescription Fee	1	0	0
<b>Total</b>	<b>205</b>	<b>46</b>	<b>30</b>