



# April 2024 Shelter Report



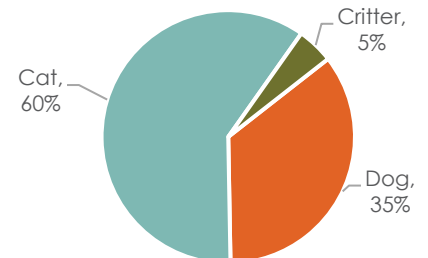
## Total Live Animal Admission – April 2024

### Animals Admitted

During April, 258 animals were admitted. Of the animals taken in, 35.3% were dogs, 60.1% were cats, and 4.7% were critters – mostly domestic rabbits.

Animal	April 2024	April 2023	April 2022
Dog	91	84	94
Cat	155	136	133
Critter	12	5	5
<b>Total</b>	<b>258</b>	<b>225</b>	<b>232</b>

### Animals Admitted: April 2024

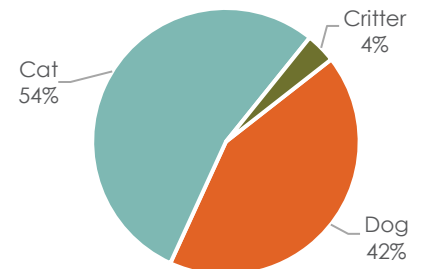


## Total Live Animal Admission – Year-to-Date 2024

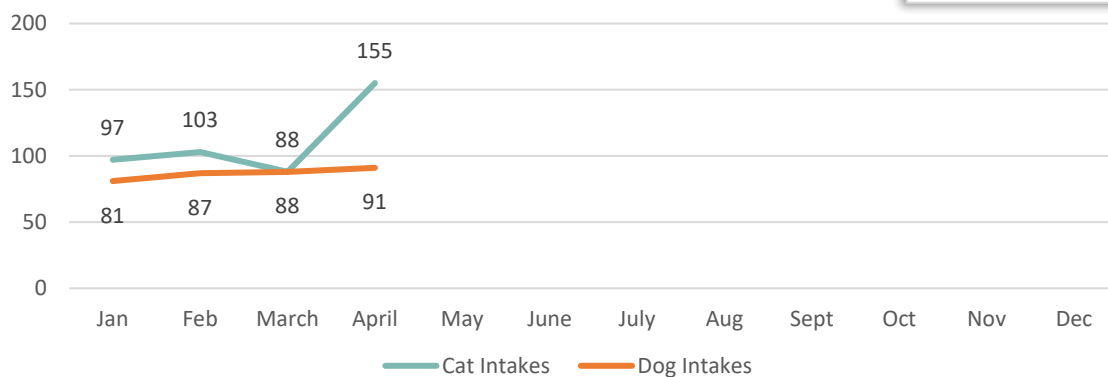
### Animals Admitted

So far in 2024, 821 animals have been admitted. Of the 821 animals taken in, 42.4% were dogs and 54.0% were cats. Other intakes (3.7%) were critters – primarily guinea pigs and domestic rabbits.

### Animals Admitted: YTD 2024



### Animals Admitted: 2024 Monthly Intake



Animal	YTD 2024	YTD 2023	YTD 2022
Dog	348	289	308
Cat	443	478	410
Other	30	34	25
<b>Total</b>	<b>821</b>	<b>801</b>	<b>743</b>

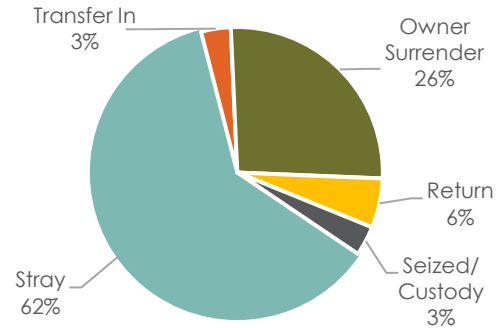


## Sheltered Dog Intake – April 2024

### Sheltered Dog Intakes

There were 91 live dogs admitted to the shelter in April: 61.5% were strays, 26.4% were owner surrenders, and 3.3% were transferred in from other shelters and/or rescues.

Sheltered Dog Intakes: April 2024



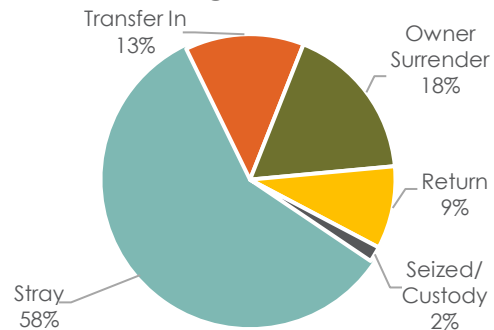
Dog Intake Reason	April 2024	April 2023	April 2022
Stray	56	58	38
Transfer In	3	5	43
Owner Surrender	24	16	9
Return	5	3	4
Seized/Custody	3	2	0
<b>Total</b>	<b>91</b>	<b>84</b>	<b>94</b>

## Sheltered Dog Intake – Year-to-Date 2024

### Sheltered Dog Intakes

So far in 2024, there have been 348 live dogs admitted to the shelter: 58.3% were strays, 17.5% were owner surrenders, and 13.2% were transferred in from other shelters and/or rescues.

Sheltered Dog Intakes: YTD 2024



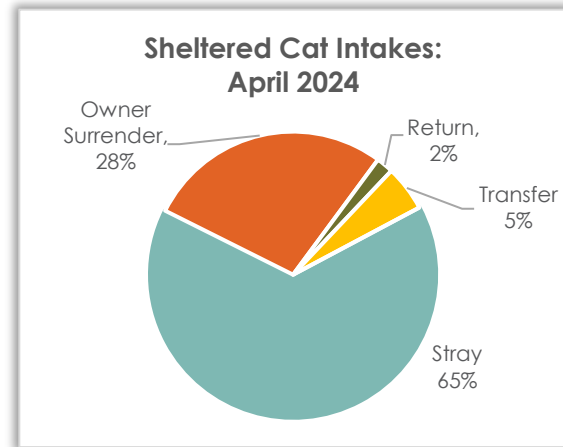
Dog Intake Reason	YTD 2024	YTD 2023	YTD 2022
Stray	203	183	136
Transfer In	46	30	102
Owner Surrender	61	50	46
Return	32	22	22
Seized/Custody	6	4	2
<b>Total</b>	<b>348</b>	<b>289</b>	<b>308</b>



## Sheltered Cat Intake – April 2024

### Sheltered Cat Intakes

There were 155 live cats admitted to the shelter in April: 65.2% were strays, 27.7% were owner surrendered, and 5.2% were transferred in from other shelters and/or rescues.

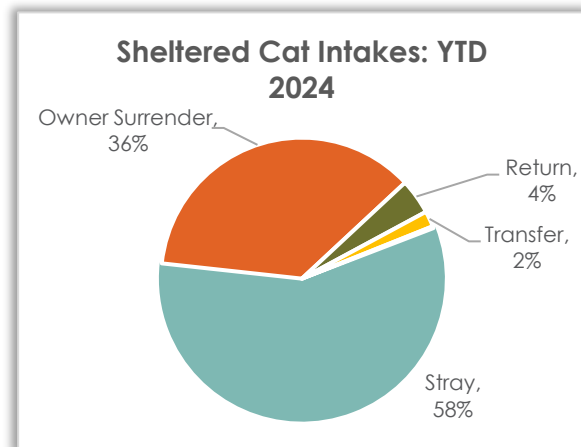


Cat Intake Reasons	April 2024	April 2023	April 2022
Stray	101	100	86
Owner Surrender	43	26	24
Return	3	2	2
Transfer	8	8	21
Seized/Custody	0	0	0
<b>Total</b>	<b>155</b>	<b>136</b>	<b>133</b>

## Sheltered Cat Intake – Year-to-Date 2024

### Sheltered Cat Intakes

There were 443 live cats admitted to the shelter so far this year – 57.6% were strays, 36.3% were owner surrendered, and 1.8% were transferred in from other shelters and/or rescues.



Cat Intake Reasons	YTD 2024	YTD 2023	YTD 2022
Stray	255	266	253
Owner Surrender	161	150	81
Return	18	15	12
Transfer	8	47	63
Seized/Custody	1	0	1
<b>Total</b>	<b>443</b>	<b>478</b>	<b>410</b>



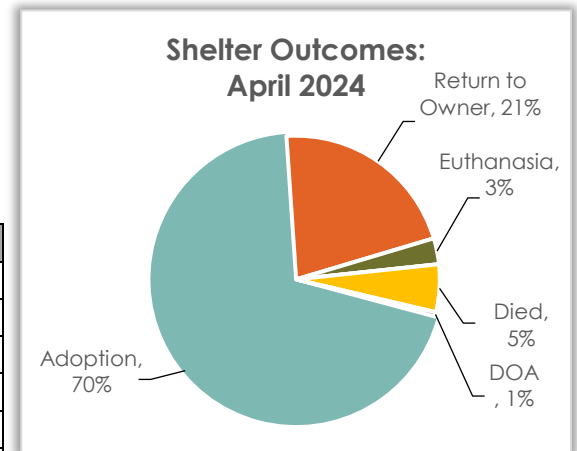
# April 2024 Shelter Report



## Shelter Animal Outcome – April 2024

During April a total of 205 pets went home again; 143 pets were adopted, and 44 were reunited with their owner.

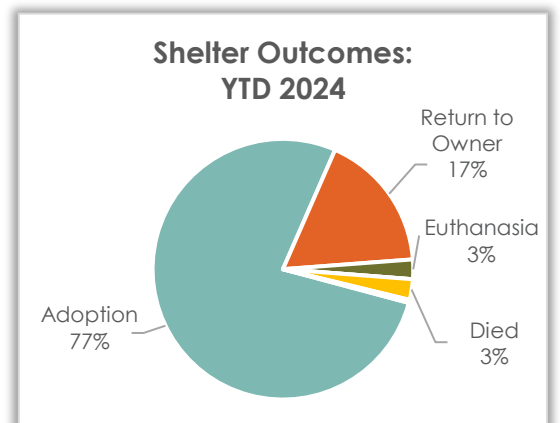
Outcome Breakdown	Apr 2024	Apr 2023	Apr 2022
Adoption	143	146	136
Return to Owner	44	51	39
Euthanasia	6	3	7
Transfer Out	0	2	1
Died	11	6	2
DOA	1	4	0
<b>Total</b>	<b>205</b>	<b>212</b>	<b>185</b>



## Shelter Animal Outcome – YTD 2024

So far this year a total of 783 pets went home again! 606 pets were adopted, and 135 were returned to their owner.

Outcome Breakdown	YTD 2024	YTD 2023	YTD 2022
Adoption	606	615	529
Return to Owner	135	142	138
Euthanasia	19	12	17
Transfer Out	0	4	4
Died	20	16	8
DOA	3	8	3
<b>Total</b>	<b>783</b>	<b>797</b>	<b>699</b>



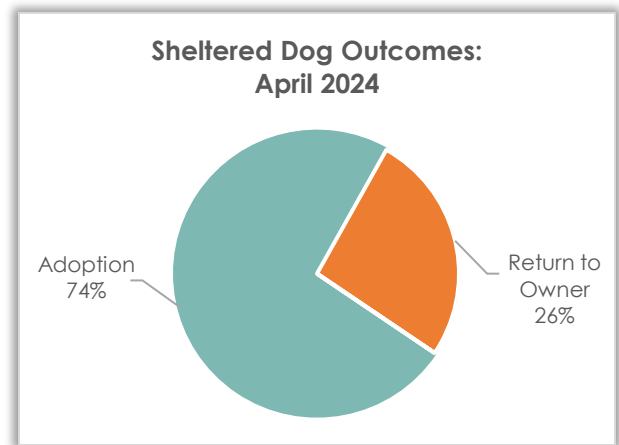


## Sheltered Dog Outcome – April 2024

### Sheltered Dog Outcomes

Outcomes in April for dogs admitted to the shelter were primarily adoption (73.7%) and return to owner (26.3%).

Dog Outcome	Apr 2024	Apr 2023	Apr 2022
Adoption	70	49	54
Return to Owner	25	40	24
Euthanasia	0	1	5
Transfer Out	0	0	1
Died	0	0	0
DOA	0	0	0
<b>Total</b>	<b>95</b>	<b>90</b>	<b>84</b>

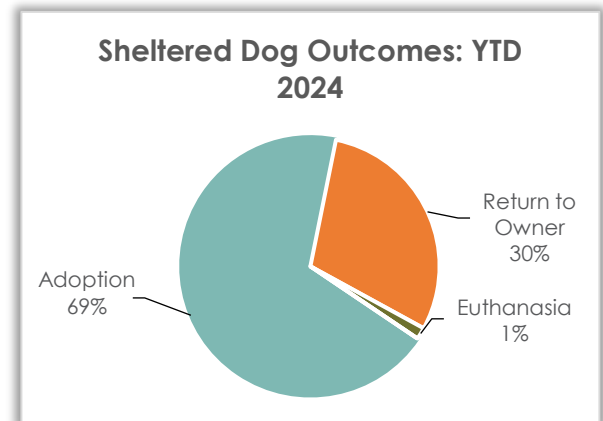


## Sheltered Dog Outcome – Year-to-Date 2024

### Sheltered Dog Outcomes

Outcomes so far this year for sheltered dogs were primarily adoption (68.7%) and return to owner (29.8%).

Dog Outcome	YTD 2024	YTD 2023	YTD 2022
Adoption	233	184	197
Return to Owner	101	104	86
Euthanasia	5	5	12
Transfer Out	0	0	3
Died	0	1	0
DOA	0	1	0
<b>Total</b>	<b>339</b>	<b>295</b>	<b>298</b>





# April 2024 Shelter Report

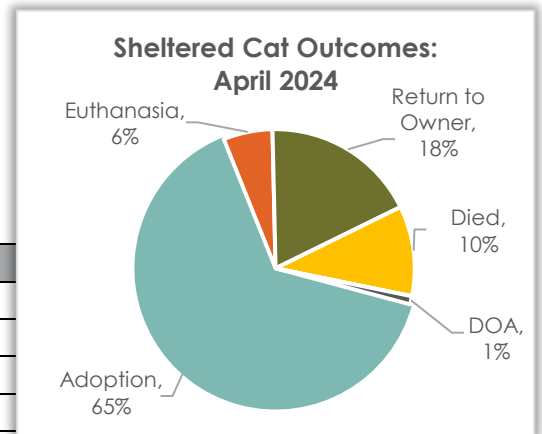


## Sheltered Cat Outcome – April 2024

### Sheltered Cat Outcomes

Outcomes in April for cats admitted at the shelter were primarily adoption (64.8%) and return to owner (18.1%).

Cat Outcome	Apr 2024	Apr 2023	Apr 2022
Adoption	68	92	73
Euthanasia	6	2	2
Return to Owner	19	11	15
Died	11	6	2
Transfer Out	0	2	0
DOA	1	4	0
<b>Total</b>	<b>105</b>	<b>117</b>	<b>92</b>

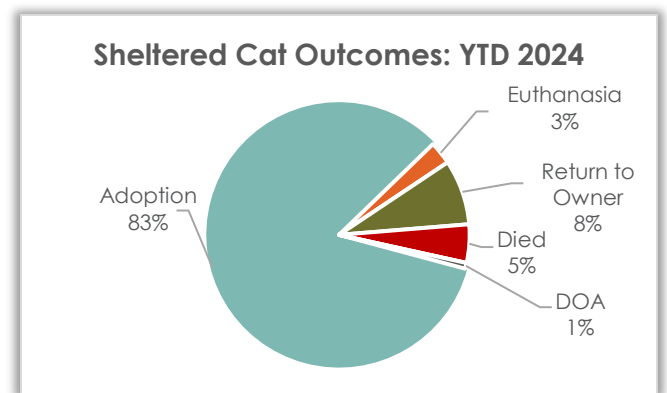


## Sheltered Cat Outcome – Year-to-Date 2024

### Sheltered Cat Outcomes

Outcomes so far this year for sheltered cats were primarily adoption (83.6%) and return to owner (8.1%).

Cat Outcome	YTD 2024	YTD 2023	YTD 2022
Adoption	352	396	298
Euthanasia	12	7	5
Return to Owner	34	38	52
Died	20	15	2
Transfer Out	0	4	4
DOA	3	7	3
<b>Total</b>	<b>421</b>	<b>467</b>	<b>364</b>





# April 2024 Shelter Report



## Clinic Operations – April 2024

### Clinic – Client Metrics

Clinic Clients	April 2024	April 2023	April 2022
Public Clients	189	40	34
Albert's Dog Lounge	1	0	0
Care for Pets	10	7	13
Community Cat	0	4	1
Community Pet Rescue	0	0	5
Friends of Noah	1	0	0
Hope's Legacy & Trust	1	0	0
HSSW	115	104	77
PAWS Humane Society	0	0	6
The Labrador Connection	0	10	0
Touched by a Paw	2	0	0
Winnebago County Animal Services	1	0	0
<b>Total</b>	<b>320</b>	<b>165</b>	<b>136</b>

### Clinic - Spay/Neuter Surgeries Totals

#### April 2024

	Dog	Cat	
Spay	56	113	169
Neuter	53	98	151
<b>Total</b>	<b>109</b>	<b>211</b>	<b>320</b>

#### April 2023

	Dog	Cat	
Spay	20	60	80
Neuter	28	57	85
<b>Total</b>	<b>48</b>	<b>117</b>	<b>165</b>

#### April 2022

	Dog	Cat	
Spay	21	49	70
Neuter	17	49	66
<b>Total</b>	<b>38</b>	<b>98</b>	<b>136</b>



# April 2024 Shelter Report



## Clinic – Vaccine Totals

Vaccines	Administered April 2024	Administered April 2023	Administered April 2022
Bordatella, Intranasal	43	41	28
Bordatella, Oral	6	0	0
DA2PP	86	55	33
DA2PP/Lepto	8	11	9
FelV	6	0	0
FVRCP	141	53	48
Leptospirosis	39	27	4
Lyme	22	11	4
Rabies (1-year)	190	82	70
Rabies (3-year)	25	16	18
<b>Total</b>	<b>566</b>	<b>296</b>	<b>214</b>





# April 2024 Shelter Report



## Clinic – Service Totals

Services	Provided Apr 2024	Provided Apr 2023	Provided Apr 2022
CBC (In-House)	3	0	1
CBC/Chemistry (Send Out)	4	0	0
Certified Veterinary Inspection	2	0	0
Chem 10/lytes (In-House)	2	0	0
Chemistry Panel 15	1	0	0
Cryptorchid Surgery – Inguinal	1	0	0
Cryptorchid Surgery	1	0	1
Cystocentesis with Urinalysis (In-House)	1	0	0
Dental Extraction – Level 1	1	0	0
Dental Prophylaxis	1	0	1
Ear Cleaning	41	16	2
Ear Cytology	6	4	0
Ear Tip	30	3	9
Exam, Physical	124	76	3
Exam, Recheck	29	20	0
Exam, Shelter	0	2	0
Eye Stain	1	0	0
Fecal Test	2	5	0
FelV/FIV Test	6	6	3
Heartworm 4DX Test	6	12	6
Heartworm Test	18	2	4
Hernia Repair – Umbilical	1	0	0
Idexx Snap 4Dx Test	11	6	0
IV Catheter	4	0	0
IV Fluids	4	0	0
Microchip Insertion	7	17	5
Miscellaneous	4	0	0
Nail Trim	57	35	12
Prescription Fee	6	1	0
Pyometra – Emergency	1	0	0
Schirmer Tear Test	1	0	0
SDMA and TT4	1	0	0
Sedation Only	3	0	0
T4 Catalyst Slide (In-House)	1	0	0
Tail Amputation	1	0	0
Urinalysis	1	0	0
<b>Total</b>	<b>383</b>	<b>205</b>	<b>46</b>