



May 2021 Shelter Report



Total Live Animal Admission – May 2021

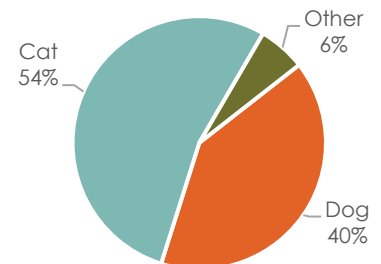
Animals Admitted

During May, 282 animals were admitted. Of the animals taken in, 40.4% were dogs and 53.5% were cats.

Animal	May 2021	May 2020	May 2019
Dog	114	49	93
Cat	151	157	181
Other	17	3	4
Total	282	209	278

Above data excludes Clinic and Service Intake data

Animals Admitted: May 2021

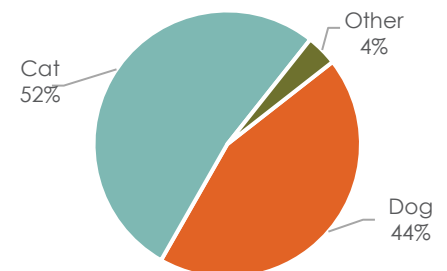


Total Live Animal Admission – Year-to-Date 2021

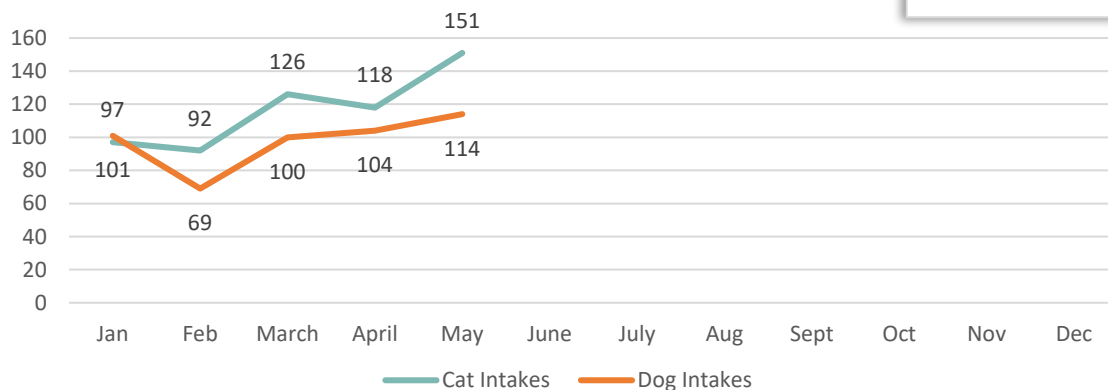
Animals Admitted

So far in 2021, 1,114 animals have been admitted. Of the 1,114 animals taken in, 43.8% were dogs and 52.4% were cats. Other intakes (3.8%) were other pets – primarily guinea pigs and domestic rabbits.

Animals Admitted: YTD 2021



Animals Admitted: 2021 Monthly Intake



Animal	YTD 2021	YTD 2020	YTD 2019
Dog	488	348	467
Cat	584	502	564
Other	42	19	6
Total	1,114	869	1,037

Above data excludes Clinic and Service Intake data

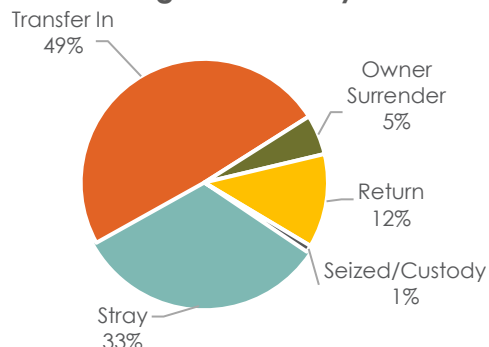


Sheltered Dog Intake – May 2021

Sheltered Dog Intakes

There were 114 live dogs admitted to the shelter in May: 32.5% were strays, 5.3% were owner surrenders, and 49.1% were transferred in from other shelters and/or rescues.

Sheltered Dog Intakes: May 2021



Dog Intake Reason	May 2021	May 2020	May 2019
Stray	37	37	59
Transfer In	56	0	14
Owner Surrender	6	10	15
Return	14	2	3
Seized/Custody	1	0	2
Total	114	49	93

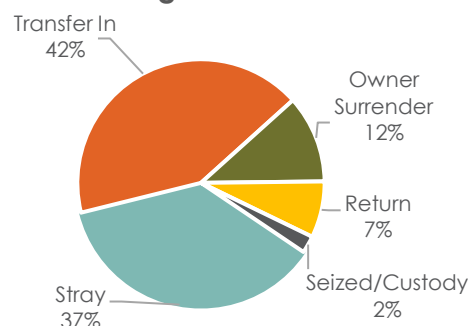
Above data excludes Clinic and Service Intake data

Sheltered Dog Intake – Year-to-Date 2021

Sheltered Dog Intakes

So far in 2021, there have been 488 live dogs admitted to the shelter: 36.7% were strays, 11.5% were owner surrenders, and 42.2% were transferred in from other shelters and/or rescues.

Sheltered Dog Intakes: YTD 2021



Dog Intake Reason	YTD 2021	YTD 2020	YTD 2019
Stray	179	193	228
Transfer In	206	93	148
Owner Surrender	56	44	58
Return	36	18	17
Seized/Custody	11	0	16
Total	488	348	467

Above data excludes Clinic and Service Intake data



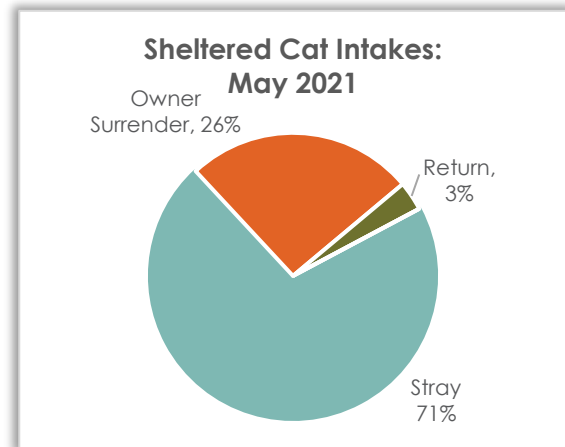
May 2021 Shelter Report



Sheltered Cat Intake – May 2021

Sheltered Cat Intakes

There were 151 live cats admitted to the shelter in May: 70.9% were strays and 25.8% were owner surrendered.



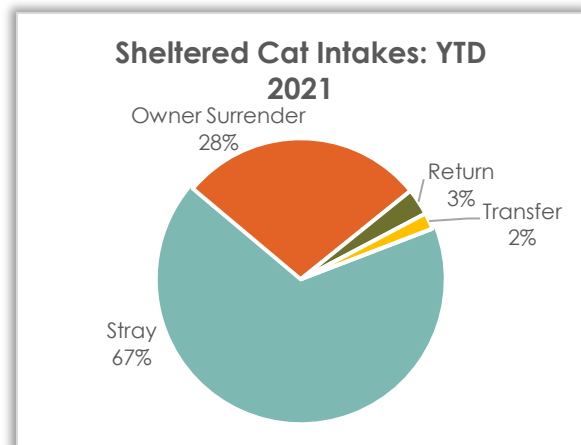
Cat Intake Reasons	May 2021	May 2020	May 2019
Stray	107	99	119
Owner Surrender	39	57	39
Return	5	1	4
Transfer	0	0	19
Seized/Custody	0	0	0
Total	151	157	181

Above data excludes Clinic and Service Intake data

Sheltered Cat Intake – Year-to-Date 2021

Sheltered Cat Intakes

There were 584 live cats admitted to the shelter so far this year – 67.0% were strays and 28.1% were owner surrendered.



Cat Intake Reasons	YTD 2021	YTD 2020	YTD 2019
Stray	391	332	351
Owner Surrender	164	147	132
Return	18	23	10
Transfer	11	0	68
Seized/Custody	0	0	3
Total	584	502	564

Above data excludes Clinic and Service Intake data



May 2021 Shelter Report

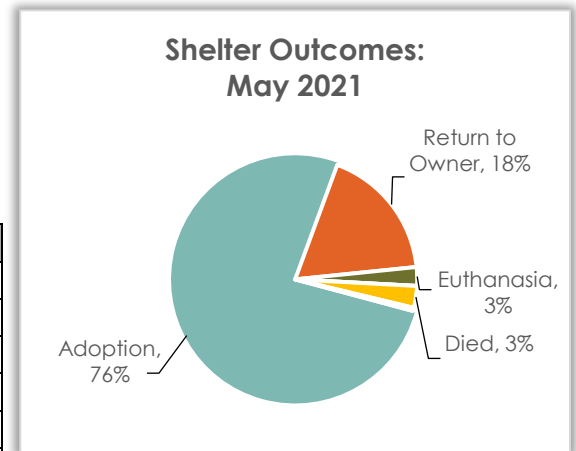


Shelter Animal Outcome – May 2021

During May a total of 242 pets went home again; 185 pets were adopted, and 43 were returned to their owner.

Outcome Breakdown	May 2021	May 2020	May 2019
Adoption	185	124	165
Return to Owner	43	40	51
Euthanasia	6	6	8
Transfer Out	0	0	1
Died	7	4	0
DOA	1	0	4
Admin Missing	0	0	0
Total	242	174	229

Above data excludes Clinic and Service Outcome data

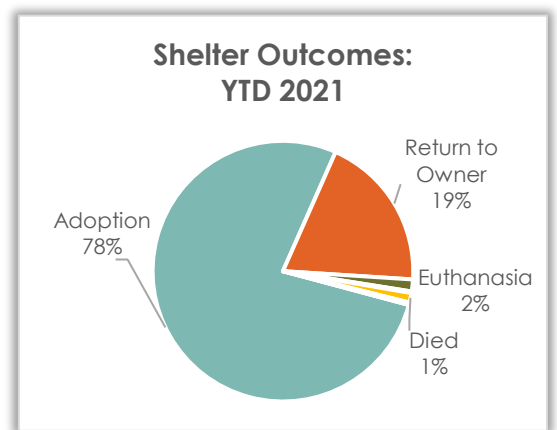


Shelter Animal Outcome – YTD 2021

So far this year a total of 1,016 pets went home again! 787 pets were adopted, and 197 were returned to their owner.

Outcome Breakdown	YTD 2021	YTD 2020	YTD 2019
Adoption	787	578	736
Return to Owner	197	200	198
Euthanasia	15	33	39
Transfer Out	2	3	9
Died	12	13	2
DOA	3	0	6
Admin Missing	0	0	0
Total	1,016	827	990

Above data excludes Clinic and Service Outcome data





May 2021 Shelter Report



Sheltered Dog Outcome – May 2021

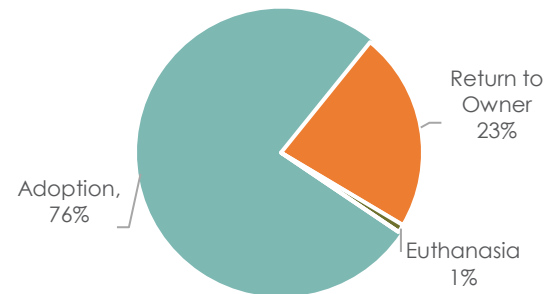
Sheltered Dog Outcomes

Outcomes in May for dogs admitted to the shelter were primarily adoption (76.4%) and return to owner (22.7%).

Dog Outcome	May 2021	May 2020	May 2019
Adoption	84	36	59
Return to Owner	25	28	47
Euthanasia	1	1	1
Transfer Out	0	0	0
Died	0	0	0
DOA	0	0	0
Admin Missing	0	0	0
Total	110	65	107

Above data excludes Clinic and Service Outcome data

Sheltered Dog Outcomes:
May 2021



Sheltered Dog Outcome – Year-to-Date 2021

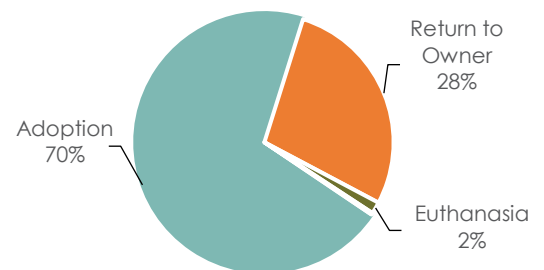
Sheltered Dog Outcomes

Outcomes so far this year for sheltered dogs were primarily adoption (70.4%) and return to owner (27.9%).

Dog Outcome	YTD 2021	YTD 2020	YTD 2019
Adoption	333	185	284
Return to Owner	132	147	162
Euthanasia	7	13	17
Transfer Out	1	2	1
Died	0	3	0
DOA	0	0	0
Admin Missing	0	0	0
Total	473	350	464

Above data excludes Clinic and Service Outcome data

Sheltered Dog Outcomes: YTD
2021





May 2021 Shelter Report



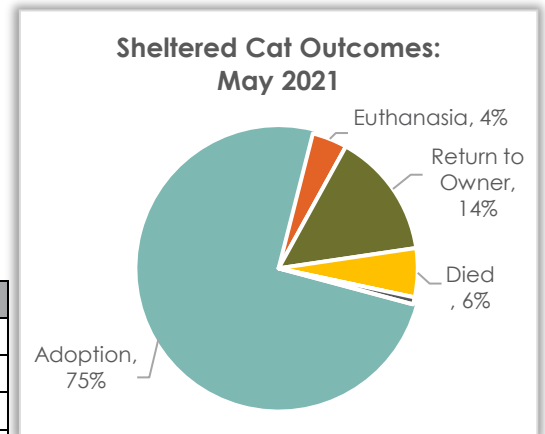
Sheltered Cat Outcome – May 2021

Sheltered Cat Outcomes

Outcomes in May for cats admitted at the shelter were primarily adoption (74.8%). 14.6% of the admitted cats were reclaimed by or returned to an owner.

Cat Outcome	May 2021	May 2020	May 2019
Adoption	92	85	105
Euthanasia	5	5	7
Return to Owner	18	12	4
Died	7	3	0
Transfer Out	0	0	1
DOA	1	0	4
Admin Missing	0	0	0
Total	123	105	121

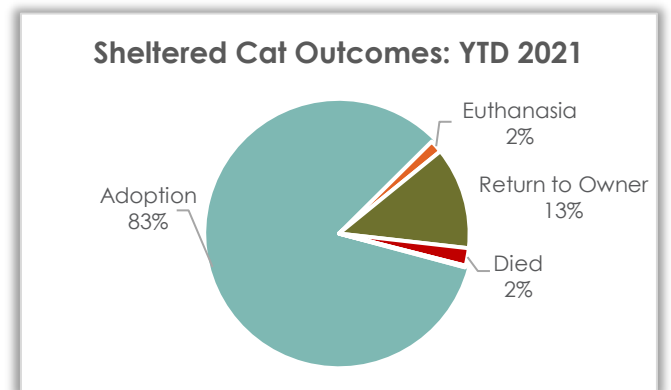
Above data excludes Clinic and Service Outcome data



Sheltered Cat Outcome – Year-to-Date 2021

Sheltered Cat Outcomes

Outcomes so far this year for sheltered cats were primarily adoption (83.4%). 12.6% of the admitted cats were reclaimed by or returned to an owner.



Cat Outcome	YTD 2021	YTD 2020	YTD 2019
Adoption	422	378	451
Euthanasia	8	20	23
Return to Owner	64	53	35
Died	11	8	2
Transfer Out	0	0	8
DOA	1	0	6
Admin Missing	0	0	0
Total	506	459	525

Above data excludes Clinic and Service Outcome data



May 2021 Shelter Report



Clinic Operations – May 2021

Clinic – Client Metrics

Clinic Clients	May 2021	May 2020	May 2019
Public Clients	26	63	56
A Little R & R Animal Sanctuary	5	0	0
Albert's Dog Lounge	3	0	0
Boone County Animal Services	7		
Brown Paws Rescue	0	0	1
Care for Pets	28	18	10
Community Cat	3	0	8
HSSW	117	104	103
Kadlec Ranch	0	0	47
PAWS Humane Society	0	15	0
Touched by a Paw	0	0	5
The Labrador Connection	0	2	0
Total	189	202	230

Clinic - Spay/Neuter Surgeries Totals

May 2021

	Dog	Cat	Rabbit	
Spay	23	85	0	108
Neuter	23	58	0	81
Total	46	143	0	189

May 2020

	Dog	Cat	Rabbit	
Spay	22	97	1	120
Neuter	22	60	0	82
Total	44	157	1	202

May 2019

	Dog	Cat	Rabbit	
Spay	22	86	0	108
Neuter	26	96	0	122
Total	48	182	0	230



May 2021 Shelter Report



Clinic – Vaccine Totals

Vaccines	Administered May 2021	Administered May 2020	Administered May 2019
Bordatella – Oral	3	6	2
DA2PP	0	4	0
DA2PP/Lepto	1	3	3
FVRCP	27	53	78
Leptospirosis	0	1	0
Rabies (1-year)	49	84	104
Rabies (3-year)	0	0	1
Total	80	151	188

Clinic – Service Totals

Services	Provided May 2021	Provided May 2020	Provided May 2019
Amputation	0	1	0
CBC/Chemistry – send out	1	2	0
CVI	2	0	0
Cremation (group)	1	0	0
Cryptorchid Surgery	0	1	0
Dental Prophylaxis	3	3	0
Ear Tip	20	22	24
Euthanasia	1	0	0
Exam, Physical	1	3	0
Eye Enucleation	1	0	0
Fecal Test	2	8	1
FelV/FIV Test	3	0	9
Giardia Test	0	0	1
Hernia Repair	0	2	1
Idexx Snap 4Dx Test	6	5	0
Mass Removal – Level 1	2	0	0
Microchip Insertion	12	10	6
Miscellaneous	0	0	1
Nail Trim	0	6	2
Recheck	0	2	0
Sedation Only	2	0	5
Suture/Staple Removal	1	0	0
Total	58	65	50