



July 2023 Shelter Report



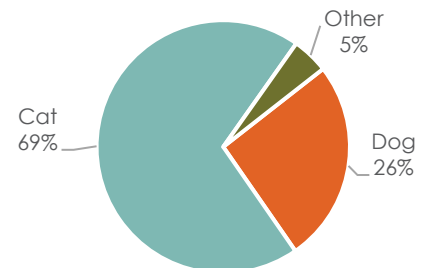
Total Live Animal Admission – July 2023

Animals Admitted

During July, 301 animals were admitted. Of the animals taken in, 25.3% were dogs and 67.9% were cats.

Animal	July 2023	July 2022	July 2021
Dog	78	68	85
Cat	209	114	169
Other	14	2	2
Total	301	184	256

**Animals Admitted:
July 2023**

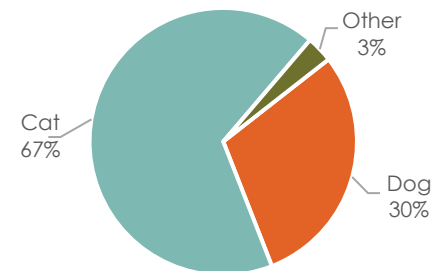


Total Live Animal Admission – Year-to-Date 2023

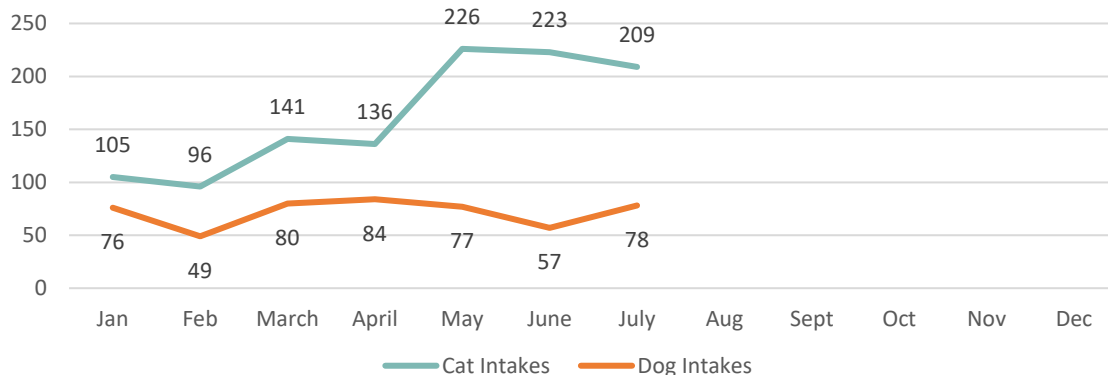
Animals Admitted

So far in 2023, 1,691 animals have been admitted. Of the 1,691 animals taken in, 29.6% were dogs and 67.2% were cats. Other intakes (3.2%) were other pets – primarily guinea pigs and rabbits.

Animals Admitted: YTD 2023



Animals Admitted: 2023 Monthly Intake



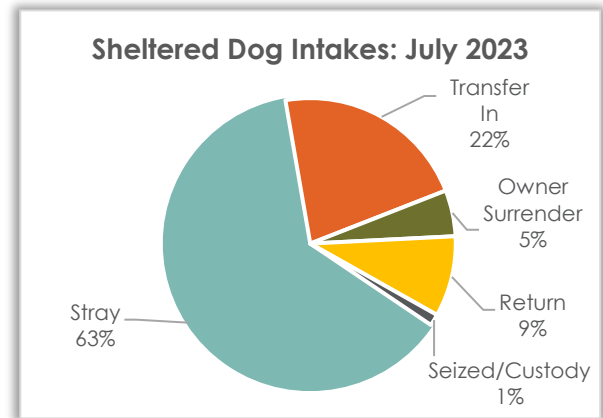
Animal	YTD 2023	YTD 2022	YTD 2021
Dog	501	505	660
Cat	1,136	857	939
Other	54	42	46
Total	1,691	1,404	1,645



Sheltered Dog Intake – July 2023

Sheltered Dog Intakes

There were 78 live dogs admitted to the shelter in July: 62.8% were strays, 5.1% were owner surrenders, and 21.8% were transferred in from other shelters and/or rescues.

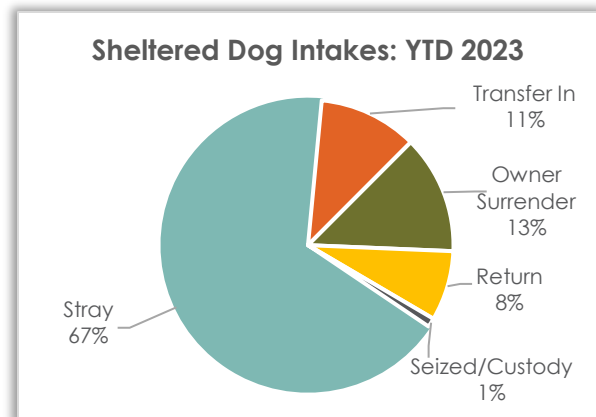


Dog Intake Reason	July 2023	July 2022	July 2021
Stray	49	56	39
Transfer In	17	0	24
Owner Surrender	4	9	11
Return	7	2	10
Seized/Custody	1	1	1
Total	78	68	85

Sheltered Dog Intake – Year-to-Date 2023

Sheltered Dog Intakes

So far in 2023, there have been 501 live dogs admitted to the shelter: 67.1% were strays, 13.2% were owner surrenders, and 11.0% were transferred in from other shelters and/or rescues.



Dog Intake Reason	YTD 2023	YTD 2022	YTD 2021
Stray	336	284	257
Transfer In	55	108	258
Owner Surrender	66	77	75
Return	39	32	55
Seized/Custody	5	4	15
Total	501	505	660



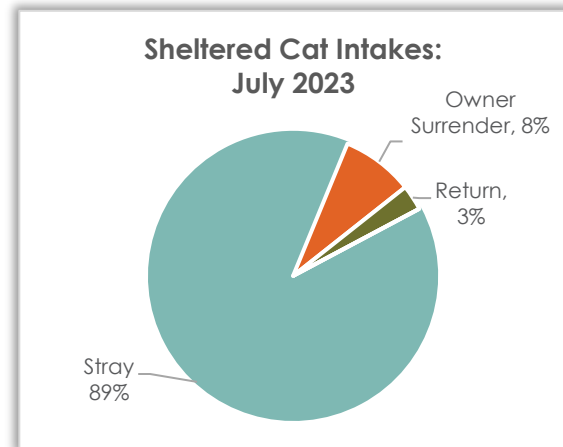
July 2023 Shelter Report



Sheltered Cat Intake – July 2023

Sheltered Cat Intakes

There were 209 live cats admitted to the shelter in July: 89.0% were strays and 8.1% were owner surrendered.

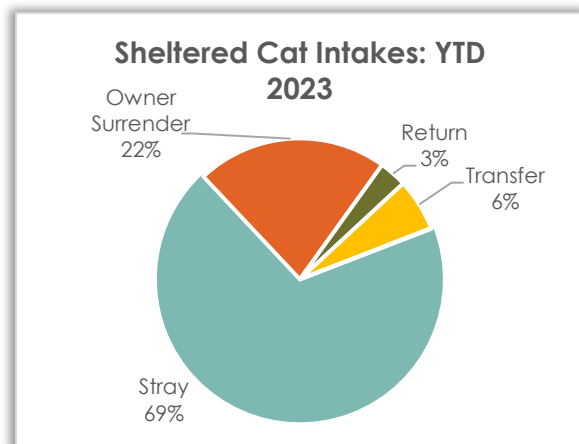


Cat Intake Reasons	July 2023	July 2022	July 2021
Stray	186	105	152
Owner Surrender	17	7	12
Return	6	2	4
Transfer	0	0	1
Seized/Custody	0	0	0
Total	209	114	169

Sheltered Cat Intake – Year-to-Date 2023

Sheltered Cat Intakes

There were 1,136 live cats admitted to the shelter so far this year – 68.8% were strays, 21.9% were owner surrendered, and 6.0% were transferred in from other shelters and/or rescues.



Cat Intake Reasons	YTD 2023	YTD 2022	YTD 2021
Stray	782	620	705
Owner Surrender	249	137	195
Return	36	25	27
Transfer	68	74	12
Seized/Custody	1	1	0
Total	1,136	857	939

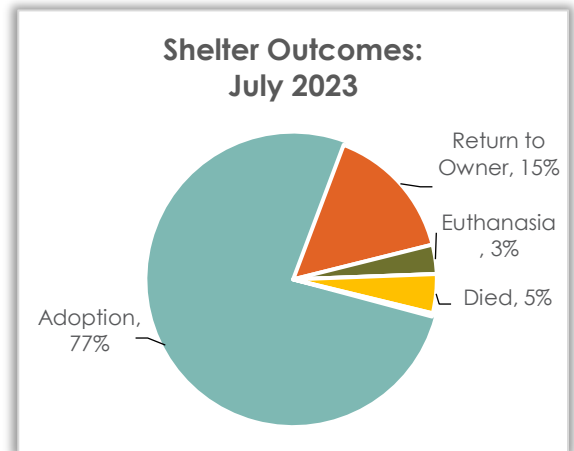


July 2023 Shelter Report



Shelter Animal Outcome – July 2023

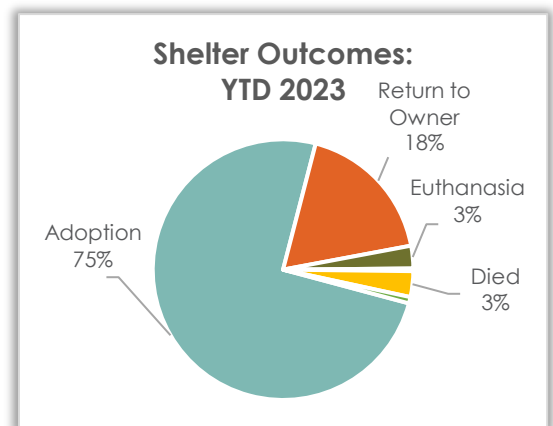
During July a total of 273 pets went home again; 209 pets were adopted, and 42 were returned to their owner.



Outcome Breakdown	July 2023	July 2022	July 2021
Adoption	209	130	218
Return to Owner	42	45	32
Euthanasia	9	10	20
Transfer Out	0	0	1
Died	12	9	6
DOA	1	0	2
Total	273	194	279

Shelter Animal Outcome – YTD 2023

So far this year a total of 1,532 pets went home again! 1,147 pets were adopted, and 276 were returned to their owner.



Outcome Breakdown	YTD 2023	YTD 2022	YTD 2021
Adoption	1,147	949	1,171
Return to Owner	276	275	277
Euthanasia	43	49	44
Transfer Out	5	4	3
Died	49	30	23
DOA	12	7	6
Total	1,532	1,314	1,524



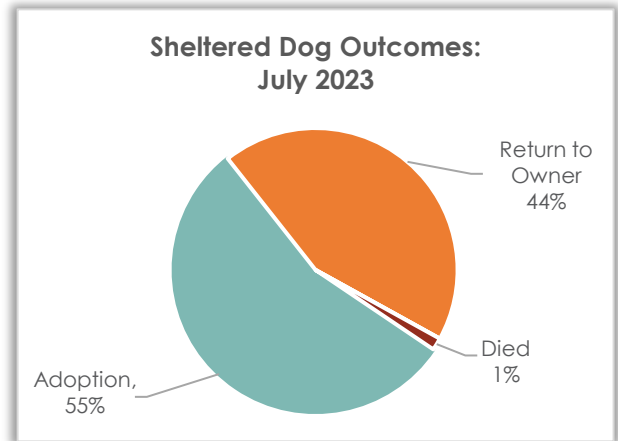
July 2023 Shelter Report



Sheltered Dog Outcome – July 2023

Sheltered Dog Outcomes

Outcomes in July for dogs admitted to the shelter were primarily adoption (54.9%) and return to owner (43.7%).

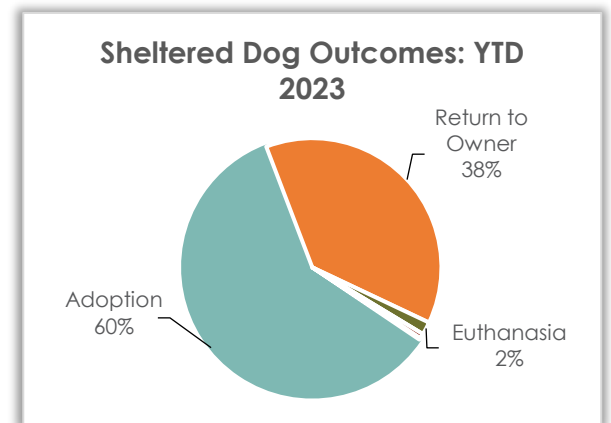


Dog Outcome	July 2023	July 2022	July 2021
Adoption	39	29	69
Return to Owner	31	35	22
Euthanasia	0	4	1
Transfer Out	0	0	1
Died	1	0	2
DOA	0	0	0
Total	71	68	95

Sheltered Dog Outcome – Year-to-Date 2023

Sheltered Dog Outcomes

Outcomes so far this year for sheltered dogs were primarily adoption (59.8%) and return to owner (37.8%).



Dog Outcome	YTD 2023	YTD 2022	YTD 2021
Adoption	297	313	445
Return to Owner	188	180	185
Euthanasia	8	22	10
Transfer Out	0	3	2
Died	3	0	2
DOA	1	1	0
Total	497	519	644



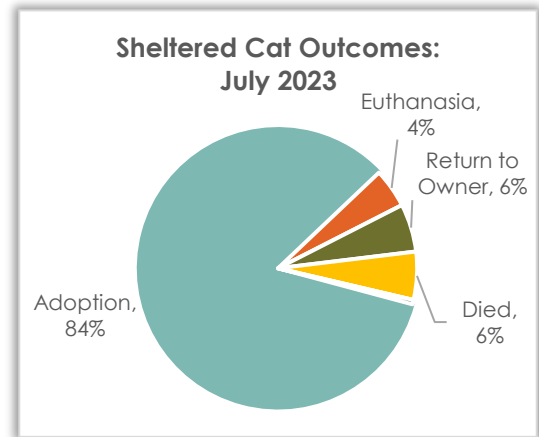
July 2023 Shelter Report



Sheltered Cat Outcome – July 2023

Sheltered Cat Outcomes

Outcomes in July for cats admitted at the shelter were primarily adoption (83.8%) and return to owner (5.6%).

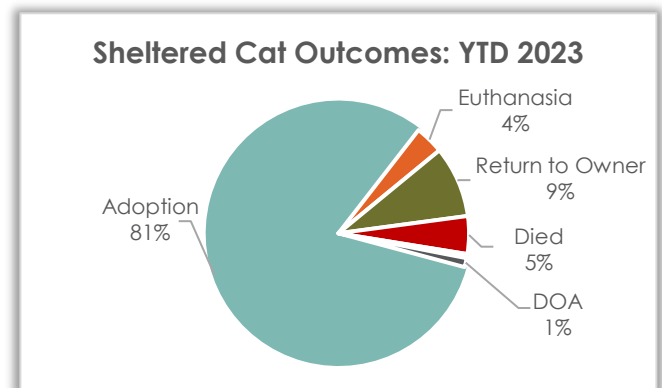


Cat Outcome	July 2023	July 2022	July 2021
Adoption	165	95	145
Euthanasia	9	6	19
Return to Owner	11	10	10
Died	11	9	4
Transfer Out	0	0	0
DOA	1	0	2
Total	197	120	180

Sheltered Cat Outcome – Year-to-Date 2023

Sheltered Cat Outcomes

Outcomes so far this year for sheltered cats were primarily adoption (81.3%) and return to owner (8.8%).



Cat Outcome	YTD 2023	YTD 2022	YTD 2021
Adoption	802	591	680
Euthanasia	35	27	34
Return to Owner	87	95	91
Died	46	23	20
Transfer Out	5	4	0
DOA	11	6	4
Total	986	746	829



July 2023 Shelter Report



Clinic Operations – July 2023

Clinic – Client Metrics

Clinic Clients	July 2023	July 2022	July 2021
Public Clients	5	0	0
A Little R&R Animal Sanctuary	0	20	0
Albert's Dog Lounge	0	0	3
Care for Pets	7	11	15
Community Cat	1	0	9
Community Pet Rescue	4	6	5
Friends of Noah	16	0	0
Hope's Legacy & Trust	0	3	0
HSSW	182	90	116
Total	215	130	148

Clinic - Spay/Neuter Surgeries Totals

July 2023

	Dog	Cat	
Spay	22	91	113
Neuter	15	87	102
Total	37	178	215

July 2022

	Dog	Cat	
Spay	5	62	67
Neuter	10	53	63
Total	15	115	130

July 2021

	Dog	Cat	
Spay	16	69	85
Neuter	14	49	63
Total	30	118	148



July 2023 Shelter Report



Clinic – Vaccine Totals

Vaccines	Administered July 2023	Administered July 2022	Administered July 2021
Bordatella – Oral	31	15	3
DA2PP	53	24	1
DA2PP/Lepto	13	1	0
FelV	1	0	0
FVRCP	53	58	12
Leptospirosis	30	5	0
Lyme	28	5	0
Rabies (1-year)	78	49	19
Rabies (3-year)	29	9	0
Total	316	166	35

Clinic – Service Totals

Services	Provided July 2023	Provided July 2022	Provided July 2021
Anal Gland Expression	1	1	0
CBC/Chemistry – send out	0	0	1
CVI	1	0	1
Cryptorchid Surgery	0	1	0
Dental Prophylaxis	0	0	1
Ear Cleaning	12	10	0
Ear Cytology	1	3	0
Ear Tip	7	10	10
Exam, Physical	83	7	1
Exam, Recheck	36	0	0
Exam, Shelter	3	0	0
Fecal Test	6	0	0
FelV/FIV Test	13	21	9
Heartworm Test	16	0	0
Heartworm 4DX Test	5	4	0
Idexx Snap 4Dx Test	6	0	2
Microchip Insertion	20	23	14
Miscellaneous	5	0	1
Nail Trim	30	21	0
Prescription Fee	3	0	0
Schirmer Tear Test	2	0	0
Tooth Extraction – Level 1	0	0	1
Total	250	102	41