



# July 2022 Shelter Report



## Total Live Animal Admission – July 2022

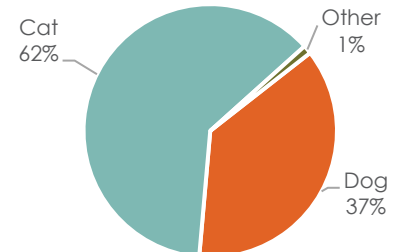
### Animals Admitted

During July, 184 animals were admitted. Of the animals taken in, 37.0% were dogs and 62.0% were cats.

Animal	July 2022	July 2021	July 2020
Dog	68	85	85
Cat	114	169	168
Other	2	2	6
<b>Total</b>	<b>184</b>	<b>256</b>	<b>259</b>

*Above data excludes Clinic and Service Intake data*

### Animals Admitted: July 2022

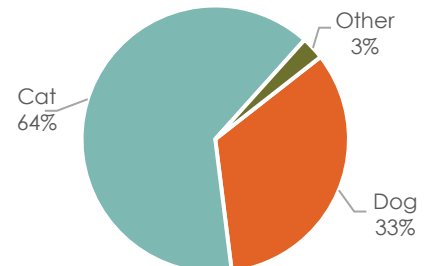


## Total Live Animal Admission – Year-to-Date 2022

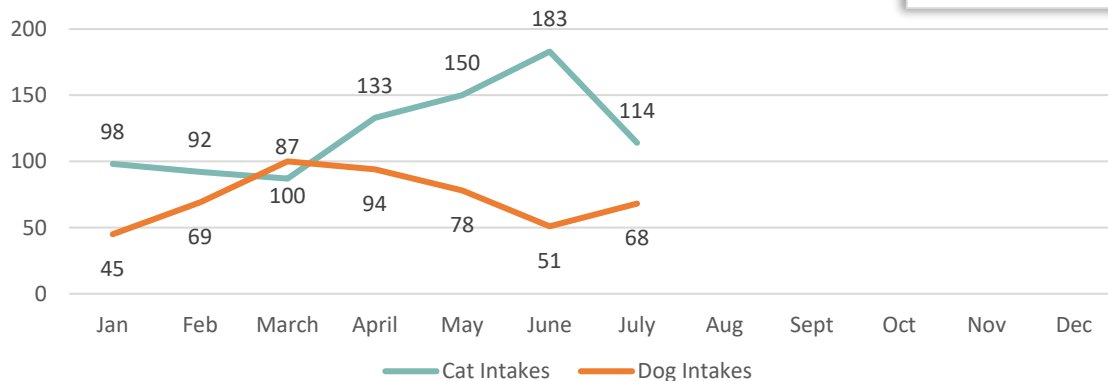
### Animals Admitted

So far in 2022, 1,404 animals have been admitted. Of the 1,404 animals taken in, 36.0% were dogs and 61.0% were cats. Other intakes (3.0%) were other pets – primarily guinea pigs.

### Animals Admitted: YTD 2022



### Animals Admitted: 2022 Monthly Intake



Animal	YTD 2022	YTD 2021	YTD 2020
Dog	505	660	487
Cat	857	939	845
Other	42	46	28
<b>Total</b>	<b>1,404</b>	<b>1,645</b>	<b>1,360</b>

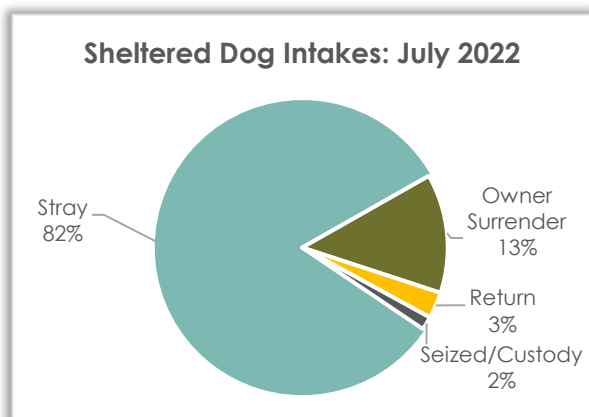
*Above data excludes Clinic and Service Intake data*



## Sheltered Dog Intake – July 2022

### Sheltered Dog Intakes

There were 68 live dogs admitted to the shelter in July: 82.4% were strays, 13.2% were owner surrenders, and 0% were transferred in from other shelters and/or rescues.



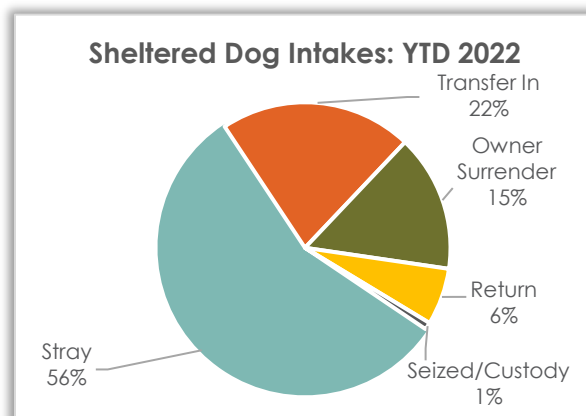
Dog Intake Reason	July 2022	July 2021	July 2020
Stray	56	39	51
Transfer In	0	24	20
Owner Surrender	9	11	8
Return	2	10	3
Seized/Custody	1	1	3
<b>Total</b>	<b>68</b>	<b>85</b>	<b>85</b>

*Above data excludes Clinic and Service Intake data*

## Sheltered Dog Intake – Year-to-Date 2022

### Sheltered Dog Intakes

So far in 2022, there have been 505 live dogs admitted to the shelter: 56.2% were strays, 15.2% were owner surrenders, and 21.4% were transferred in from other shelters and/or rescues.



Dog Intake Reason	YTD 2022	YTD 2021	YTD 2020
Stray	284	257	288
Transfer In	108	258	113
Owner Surrender	77	75	59
Return	32	55	22
Seized/Custody	4	15	5
<b>Total</b>	<b>505</b>	<b>660</b>	<b>487</b>

*Above data excludes Clinic and Service Intake data*



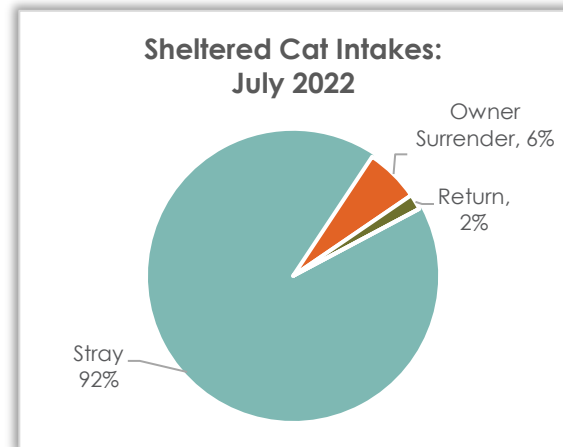
# July 2022 Shelter Report



## Sheltered Cat Intake – July 2022

### Sheltered Cat Intakes

There were 114 live cats admitted to the shelter in July: 89.9% were strays and 7.1% were owner surrendered.



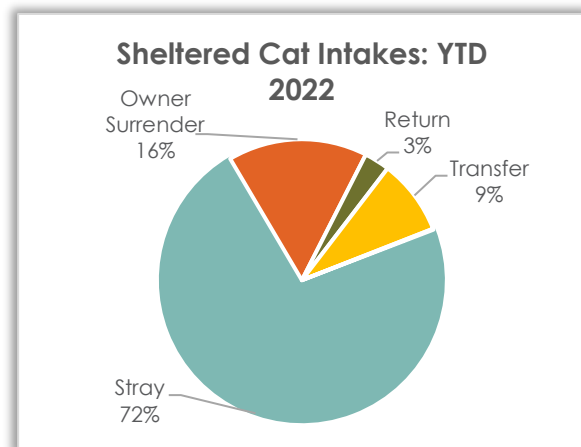
Cat Intake Reasons	July 2022	July 2021	July 2020
Stray	105	152	113
Owner Surrender	7	12	51
Return	2	4	4
Transfer	0	1	0
Seized/Custody	0	0	0
<b>Total</b>	<b>114</b>	<b>169</b>	<b>168</b>

*Above data excludes Clinic and Service Intake data*

## Sheltered Cat Intake – Year-to-Date 2022

### Sheltered Cat Intakes

There were 857 live cats admitted to the shelter so far this year – 72.3% were strays and 16.0% were owner surrendered.



Cat Intake Reasons	YTD 2022	YTD 2021	YTD 2020
Stray	620	705	553
Owner Surrender	137	195	250
Return	25	27	30
Transfer	74	12	5
Seized/Custody	1	0	7
<b>Total</b>	<b>857</b>	<b>939</b>	<b>845</b>

*Above data excludes Clinic and Service Intake data*



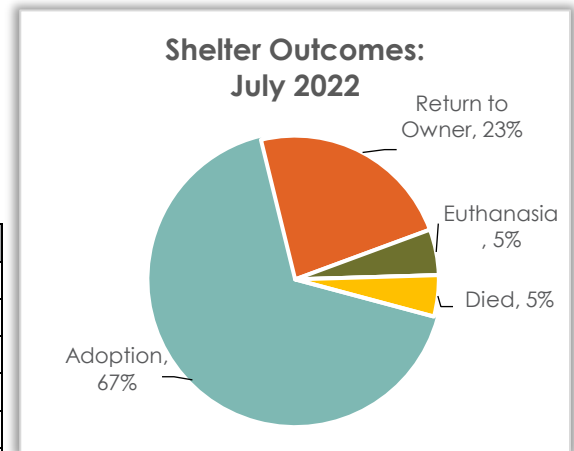
# July 2022 Shelter Report



## Shelter Animal Outcome – July 2022

During July a total of 194 pets went home again; 130 pets were adopted, and 45 were returned to their owner.

Outcome Breakdown	July 2022	July 2021	July 2020
Adoption	130	218	223
Return to Owner	45	32	51
Euthanasia	10	20	9
Transfer Out	0	1	2
Died	9	6	2
DOA	0	2	2
<b>Total</b>	<b>194</b>	<b>279</b>	<b>289</b>

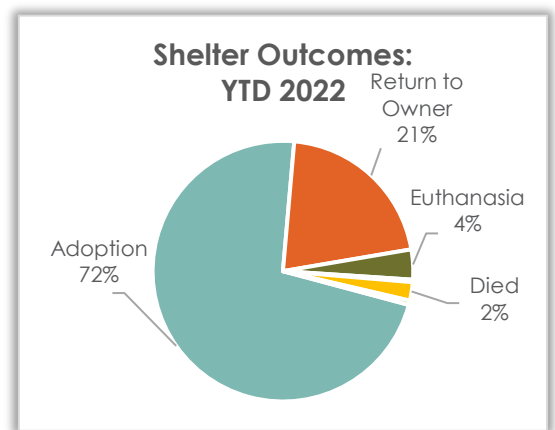


*Above data excludes Clinic and Service Outcome data*

## Shelter Animal Outcome – YTD 2022

So far this year a total of 1,314 pets went home again! 949 pets were adopted, and 275 were returned to their owner.

Outcome Breakdown	YTD 2022	YTD 2021	YTD 2020
Adoption	949	1,171	935
Return to Owner	275	277	306
Euthanasia	49	44	52
Transfer Out	4	3	6
Died	30	23	16
DOA	7	6	4
<b>Total</b>	<b>1,314</b>	<b>1,524</b>	<b>1,319</b>



*Above data excludes Clinic and Service Outcome data*



# July 2022 Shelter Report



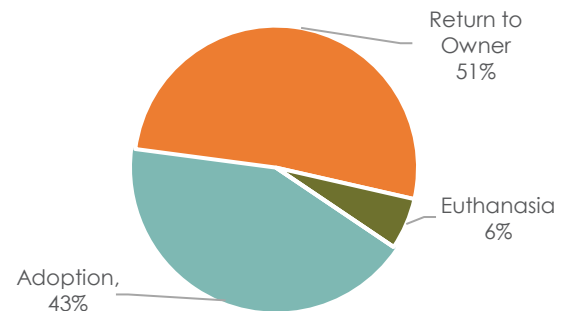
## Sheltered Dog Outcome – July 2022

### Sheltered Dog Outcomes

Outcomes in July for dogs admitted to the shelter were primarily adoption (42.6%) and return to owner (51.5%).

Dog Outcome	July 2022	July 2021	July 2020
Adoption	29	69	40
Return to Owner	35	22	34
Euthanasia	4	1	5
Transfer Out	0	1	2
Died	0	2	0
DOA	0	0	0
<b>Total</b>	<b>68</b>	<b>95</b>	<b>81</b>

Sheltered Dog Outcomes:  
July 2022



*Above data excludes Clinic and Service Outcome data*

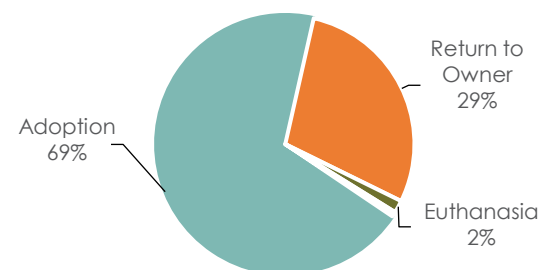
## Sheltered Dog Outcome – Year-to-Date 2022

### Sheltered Dog Outcomes

Outcomes so far this year for sheltered dogs were primarily adoption (69.1%) and return to owner (28.7%).

Dog Outcome	YTD 2022	YTD 2021	YTD 2020
Adoption	313	445	240
Return to Owner	180	185	220
Euthanasia	22	10	21
Transfer Out	3	2	4
Died	0	2	3
DOA	1	0	0
<b>Total</b>	<b>519</b>	<b>644</b>	<b>488</b>

Sheltered Dog Outcomes: YTD  
2022



*Above data excludes Clinic and Service Outcome data*



# July 2022 Shelter Report

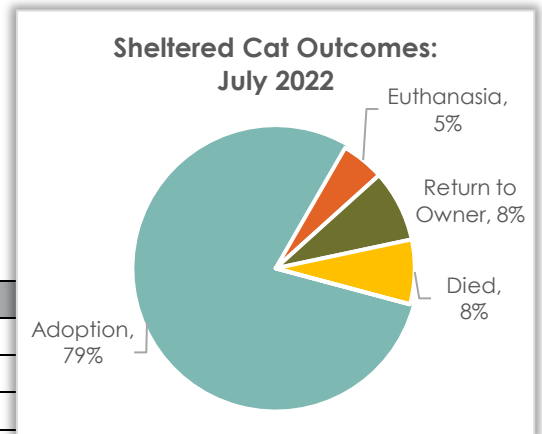


## Sheltered Cat Outcome – July 2022

### Sheltered Cat Outcomes

Outcomes in July for cats admitted at the shelter were primarily adoption (79.2%). 8.3% of the admitted cats were reclaimed by or returned to an owner.

Cat Outcome	July 2022	July 2021	July 2020
Adoption	95	145	182
Euthanasia	6	19	3
Return to Owner	10	10	16
Died	9	4	2
Transfer Out	0	0	0
DOA	0	2	2
<b>Total</b>	<b>120</b>	<b>180</b>	<b>205</b>

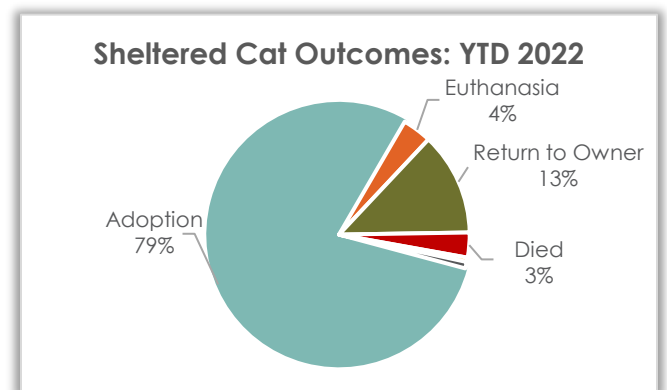


*Above data excludes Clinic and Service Outcome data*

## Sheltered Cat Outcome – Year-to-Date 2022

### Sheltered Cat Outcomes

Outcomes so far this year for sheltered cats were primarily adoption (79.2%). 12.7% of the admitted cats were reclaimed by or returned to an owner.



Cat Outcome	YTD 2022	YTD 2021	YTD 2020
Adoption	591	680	676
Euthanasia	27	34	30
Return to Owner	95	91	83
Died	23	20	11
Transfer Out	4	0	0
DOA	6	4	4
<b>Total</b>	<b>746</b>	<b>829</b>	<b>804</b>

*Above data excludes Clinic and Service Outcome data*



# July 2022 Shelter Report



## Clinic Operations – July 2022

### Clinic – Client Metrics

Clinic Clients	July 2022	July 2021	July 2020
Public Clients	0	0	87
A Little R&R Animal Sanctuary	20	0	0
Albert's Dog Lounge	0	3	1
Care for Pets	11	15	24
Community Cat	0	9	9
Community Pet Rescue	6	5	25
Hope's Legacy & Trust	3	0	0
HSSW	90	116	188
PAWS Humane Society	0	0	47
Touched by a Paw	0	0	4
<b>Total</b>	<b>130</b>	<b>148</b>	<b>385</b>

### Clinic - Spay/Neuter Surgeries Totals

#### July 2022

	Dog	Cat	
Spay	5	62	67
Neuter	10	53	63
<b>Total</b>	<b>15</b>	<b>115</b>	<b>130</b>

#### July 2021

	Dog	Cat	
Spay	16	69	85
Neuter	14	49	63
<b>Total</b>	<b>30</b>	<b>118</b>	<b>148</b>

#### July 2020

	Dog	Cat	
Spay	14	187	201
Neuter	25	159	184
<b>Total</b>	<b>39</b>	<b>346</b>	<b>385</b>



# July 2022 Shelter Report



## Clinic – Vaccine Totals

Vaccines	Administered July 2022	Administered July 2021	Administered July 2020
Bordatella – Oral	15	3	30
DA2PP	24	1	61
DA2PP/Lepto	1	0	9
FVRCP	58	12	114
Leptospirosis	5	0	0
Lyme	5	0	0
Rabies (1-year)	49	19	183
Rabies (3-year)	9	0	30
<b>Total</b>	<b>166</b>	<b>35</b>	<b>427</b>

## Clinic – Service Totals

Services	Provided July 2022	Provided July 2021	Provided July 2020
Anal Gland Expression	1	0	0
Biopsy	0	0	1
CBC (In House)	0	0	1
CBC/Chemistry – send out	0	1	2
CVI	0	1	3
Chemistry (In House)	0	0	1
Clip & Clean Wounds	0	0	2
Cryptorchid Surgery	1	0	1
Dental Prophylaxis	0	1	14
Ear Cleaning	10	0	10
Ear Cytology	3	0	0
Ear Tip	10	10	32
Exam, Physical	7	1	7
Eye Enucleation	0	0	2
Fecal Test	0	0	3
FelV/FIV Test	21	9	15
Heartworm Test	0	0	18
Heartworm 4DX Test	4	0	0
Heartworm Treatment	0	0	1
Hernia Repair (Umbilical)	0	0	2
Idexx Snap 4Dx Test	0	2	2
Mass Removal – Level 1	0	0	1
Microchip Insertion	23	14	23
Miscellaneous	0	1	5
Nail Trim	21	0	2
Recheck	0	0	2
Tooth Extraction – Level 1	0	1	1
Tooth Extraction – Level 2	0	0	4
Urinalysis	0	0	1
<b>Total</b>	<b>102</b>	<b>41</b>	<b>156</b>