



# September 2022 Shelter Report



## Total Live Animal Admission – September 2022

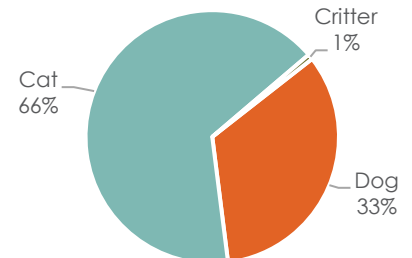
### Animals Admitted

During September, 295 animals were admitted. Of the animals taken in, 33.6% were dogs and 65.8% were cats.

Animal	September 2022	September 2021	September 2020
Dog	99	68	130
Cat	194	168	126
Critter	2	8	0
<b>Total</b>	<b>295</b>	<b>244</b>	<b>256</b>

*Above data excludes Clinic and Service Intake data*

### Animals Admitted: September 2022

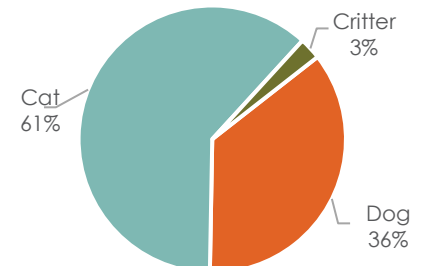


## Total Live Animal Admission – Year-to-Date 2022

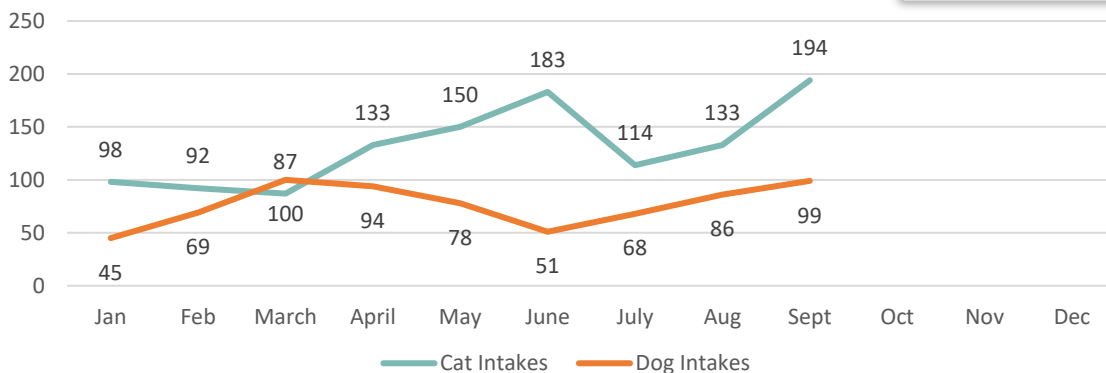
### Animals Admitted

So far in 2022, 1,925 animals have been admitted. Of the 1,925 animals taken in, 35.8% were dogs and 61.5% were cats. Critter intakes (2.6%) were other pets – primarily guinea pigs and rabbits.

### Animals Admitted: YTD 2022




### Animals Admitted: 2022 Monthly Intake



Animal	YTD 2022	YTD 2021	YTD 2020
Dog	690	809	690
Cat	1,184	1,284	1,189
Critter	51	55	32
<b>Total</b>	<b>1,925</b>	<b>2,148</b>	<b>1,911</b>

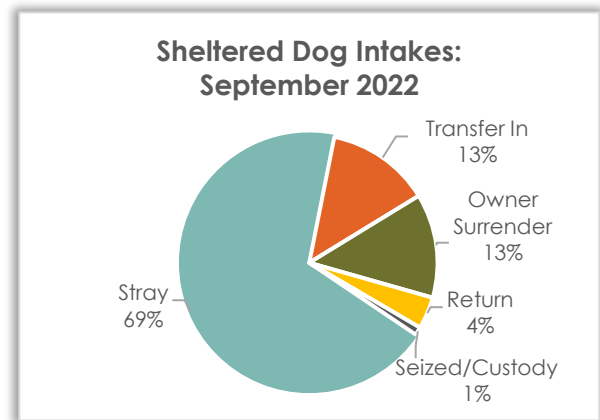
*Above data excludes Clinic and Service Intake data*



## Sheltered Dog Intake – September 2022

### Sheltered Dog Intakes

There were 99 live dogs admitted to the shelter in September: 68.7% were strays, 13.1% were owner surrenders, and 13.1% were transferred in from other shelters and/or rescues.



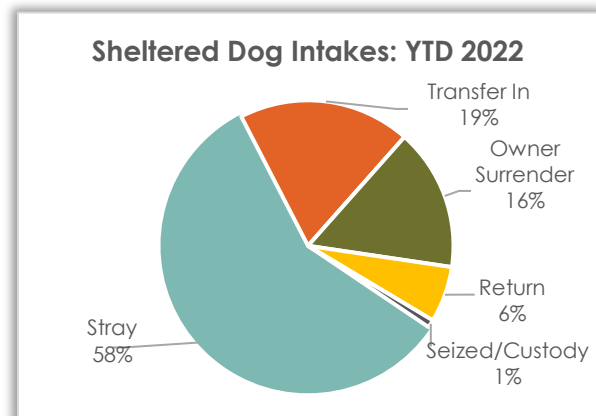
Dog Intake Reason	September 2022	September 2021	September 2020
Stray	68	41	60
Transfer In	13	15	54
Owner Surrender	13	10	9
Return	4	1	5
Seized/Custody	1	1	2
<b>Total</b>	<b>99</b>	<b>68</b>	<b>130</b>

*Above data excludes Clinic and Service Intake data*

## Sheltered Dog Intake – Year-to-Date 2022


### Sheltered Dog Intakes

So far in 2022, there have been 690 live dogs admitted to the shelter: 58.0% were strays, 15.8% were owner surrenders, and 19.1% were transferred in from other shelters and/or rescues.



Dog Intake Reason	YTD 2022	YTD 2021	YTD 2020
Stray	400	338	381
Transfer In	132	299	196
Owner Surrender	109	94	76
Return	43	62	29
Seized/Custody	6	16	8
<b>Total</b>	<b>690</b>	<b>809</b>	<b>690</b>

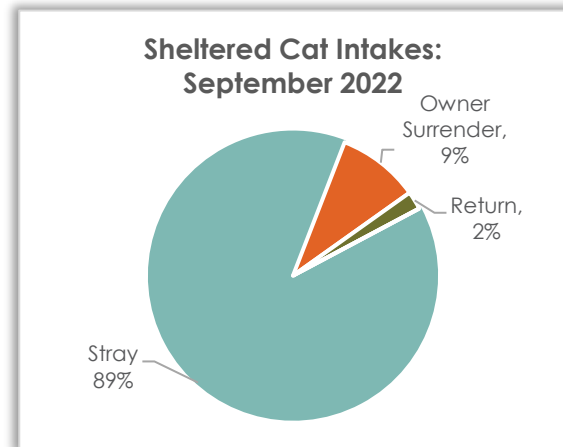
*Above data excludes Clinic and Service Intake data*



## Sheltered Cat Intake – September 2022

### Sheltered Cat Intakes

There were 194 live cats admitted to the shelter in September: 88.7% were strays and 9.3% were owner surrendered.



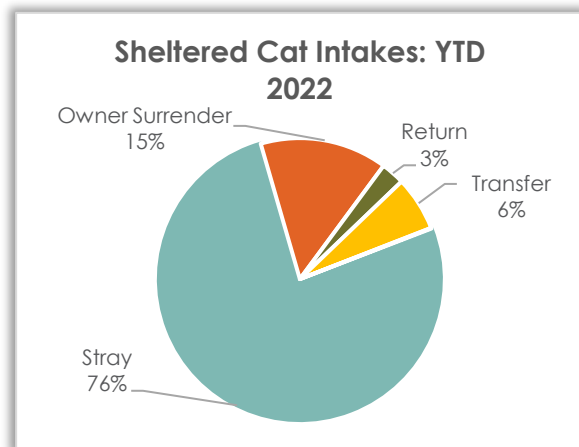
Cat Intake Reasons	September 2022	September 2021	September 2020
Stray	172	154	91
Owner Surrender	18	11	21
Return	4	3	5
Transfer	0	0	4
Seized/Custody	0	0	5
<b>Total</b>	<b>194</b>	<b>168</b>	<b>126</b>

*Above data excludes Clinic and Service Intake data*

## Sheltered Cat Intake – Year-to-Date 2022

### Sheltered Cat Intakes

There were 1,184 live cats admitted to the shelter so far this year – 76.4% were strays and 14.6% were owner surrendered.



Cat Intake Reasons	YTD 2022	YTD 2021	YTD 2020
Stray	904	1,021	830
Owner Surrender	173	216	297
Return	32	35	39
Transfer	74	12	9
Seized/Custody	1	0	14
<b>Total</b>	<b>1,184</b>	<b>1,284</b>	<b>1,189</b>

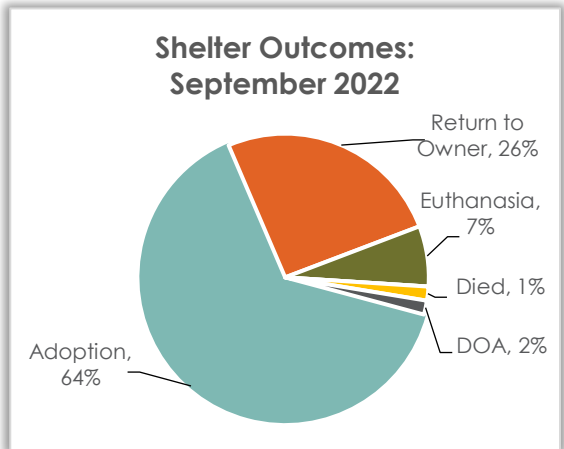
*Above data excludes Clinic and Service Intake data*



## Shelter Animal Outcome – September 2022

During September a total of 191 pets went home again; 123 pets were adopted, and 49 were returned to their owner.

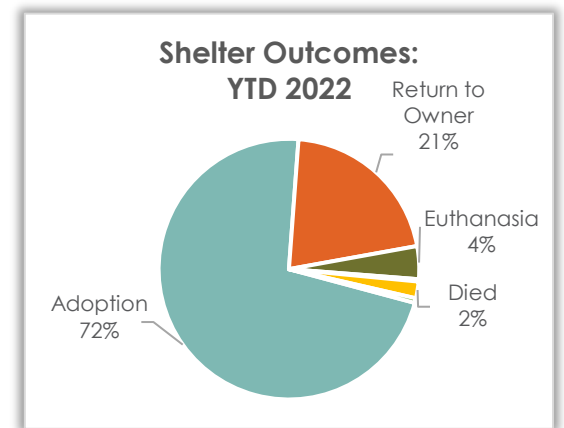
Outcome Breakdown	Sept 2022	Sept 2021	Sept 2020
Adoption	123	138	203
Return to Owner	49	68	48
Euthanasia	13	11	9
Transfer Out	0	0	0
Died	3	10	3
DOA	3	1	1
<b>Total</b>	<b>191</b>	<b>228</b>	<b>264</b>



*Above data excludes Clinic and Service Outcome data*

## Shelter Animal Outcome – YTD 2022

So far this year a total of 1,740 pets went home again! 1,253 pets were adopted, and 365 were returned to their owner.



Outcome Breakdown	YTD 2022	YTD 2021	YTD 2020
Adoption	1,253	1,534	1,348
Return to Owner	365	377	396
Euthanasia	71	72	71
Transfer Out	5	3	9
Died	36	49	25
DOA	10	8	5
<b>Total</b>	<b>1,740</b>	<b>2,043</b>	<b>1,854</b>

*Above data excludes Clinic and Service Outcome data*



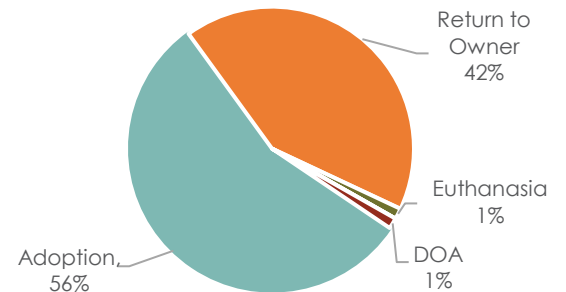
## Sheltered Dog Outcome – September 2022

### Sheltered Dog Outcomes

Outcomes in September for dogs admitted to the shelter were primarily adoption (55.6%) and return to owner (42.0%).

Dog Outcome	Sept 2022	Sept 2021	Sept 2020
Adoption	45	43	66
Return to Owner	34	35	39
Euthanasia	1	2	4
Transfer Out	0	0	0
Died	0	0	0
DOA	1	0	1
<b>Total</b>	<b>81</b>	<b>80</b>	<b>110</b>

Sheltered Dog Outcomes:  
September 2022



*Above data excludes Clinic and Service Outcome data*

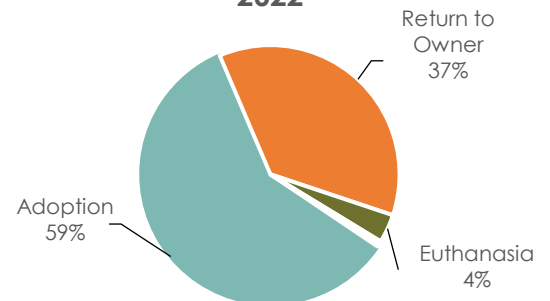
## Sheltered Dog Outcome – Year-to-Date 2022

### Sheltered Dog Outcomes

Outcomes so far this year for sheltered dogs were primarily adoption (59.1%) and return to owner (36.6%).

Dog Outcome	YTD 2022	YTD 2021	YTD 2020
Adoption	398	547	358
Return to Owner	246	244	283
Euthanasia	24	19	28
Transfer Out	3	2	6
Died	0	2	3
DOA	2	0	1
<b>Total</b>	<b>673</b>	<b>814</b>	<b>679</b>

Sheltered Dog Outcomes: YTD  
2022



*Above data excludes Clinic and Service Outcome data*

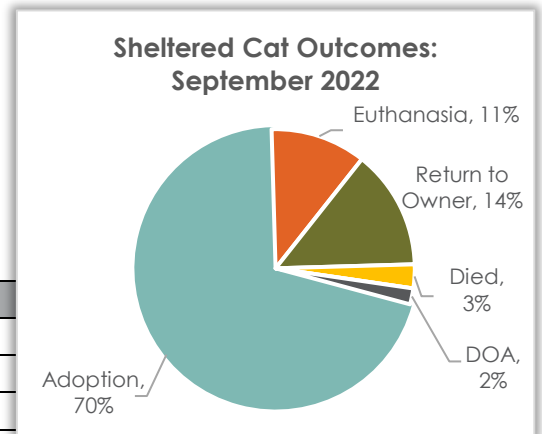


## Sheltered Cat Outcome – September 2022

### Sheltered Cat Outcomes

Outcomes in September for cats admitted at the shelter were primarily adoption (70.4%). 13.9% of the admitted cats were reclaimed by or returned to an owner.

Cat Outcome	Sept 2022	Sept 2021	Sept 2020
Adoption	76	91	134
Euthanasia	12	9	5
Return to Owner	15	33	9
Died	3	10	3
Transfer Out	0	0	0
DOA	2	1	0
<b>Total</b>	<b>108</b>	<b>144</b>	<b>151</b>

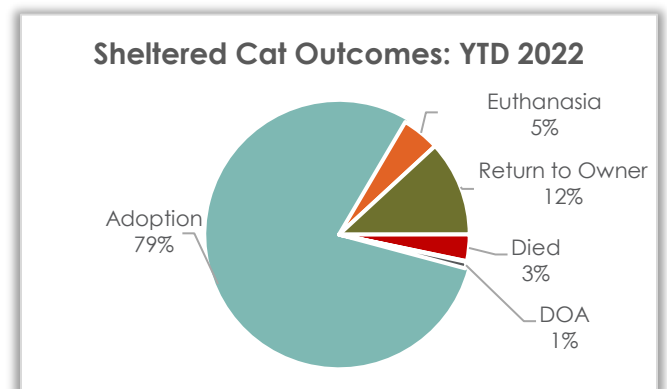


*Above data excludes Clinic and Service Outcome data*

## Sheltered Cat Outcome – Year-to-Date 2022

### Sheltered Cat Outcomes

Outcomes so far this year for sheltered cats were primarily adoption (79.3%). 11.8% of the admitted cats were reclaimed by or returned to an owner.



Cat Outcome	YTD 2022	YTD 2021	YTD 2020
Adoption	797	936	964
Euthanasia	47	53	42
Return to Owner	119	132	109
Died	33	46	20
Transfer Out	1	0	0
DOA	8	6	4
<b>Total</b>	<b>1,005</b>	<b>1,173</b>	<b>1,139</b>

*Above data excludes Clinic and Service Outcome data*



## Clinic Operations – September 2022

### Successful Surgeries by Client

Clinic Clients	Sept 2022	Sept 2021	Sept 2020
Public Clients	17	2	107
Care for Pets	5	9	0
Community Cat	0	0	16
Community Pet Rescue	0	6	2
Fetch WI Rescue	0	0	3
HSSW	80	104	24
PAWS Humane Society	0	4	36
Touched by a Paw	0	0	17
<b>Total</b>	<b>102</b>	<b>123</b>	<b>205</b>

### Spay/Neuter Surgeries Totals

#### Sept 2022

	Dog	Cat	
Spay	16	40	56
Neuter	16	30	46
<b>Total</b>	<b>32</b>	<b>70</b>	<b>102</b>

#### Sept 2021

	Dog	Cat	
Spay	17	61	78
Neuter	13	34	47
<b>Total</b>	<b>30</b>	<b>95</b>	<b>125</b>

#### Sept 2020

	Dog	Cat	
Spay	5	98	103
Neuter	4	98	102
<b>Total</b>	<b>9</b>	<b>196</b>	<b>205</b>



# September 2022 Shelter Report



## Vaccine Totals

Vaccines	Administered Sept 2022	Administered Sept 2021	Administered Sept 2020
Bordatella – Oral	12	1	21
DA2PP	30	6	26
DA2PP/Lepto	5	0	0
FelV	4	0	0
FVRCP	61	6	87
Lepto	2	0	0
Lyme	2	0	0
Rabies (1-year)	61	13	189
Rabies (3-year)	22	1	20
<b>Total</b>	<b>199</b>	<b>27</b>	<b>343</b>

## Service Totals

Services	Provided Sept 2022	Provided Sept 2021	Provided Sept 2020
Biopsy	0	0	1
CBC/Chemistry – send out	0	0	1
CVI	0	0	2
Clip and Clean Wounds	0	0	2
Dental Prophylaxis	0	0	4
Ear Cleaning	15	0	22
Ear Cytology	1	0	0
Ear Tip	17	4	30
Exam, Physical	42	0	3
Fecal Test	0	4	2
FelV/FIV Test	7	0	20
Grooming – Full	0	0	1
Heartworm 4DX Test	4	0	0
Heartworm Test	1	0	16
Idexx Snap 4Dx Test	1	2	1
Microchip Insertion	5	1	9
Miscellaneous	7	0	3
Nail Trim	21	0	1
Pyometra – Emergency	0	1	0
Recheck	2	0	0
Tooth Extraction – Level 2	0	0	1
Tooth Extraction – Level 3	0	0	1
<b>Total</b>	<b>123</b>	<b>12</b>	<b>120</b>