



# April 2020 Shelter Report



## Total Live Animal Admission – April 2020

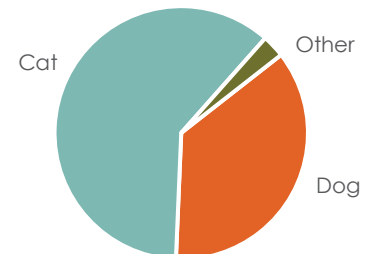
### Animals Admitted

During April, 138 animals were admitted. Of the animals taken in, 36.2% were dogs and 60.9% were cats.

Animal	April 2020		April 2019		April 2018	
Dog	50	36.2%	120	50.6%	90	31.1%
Cat	84	60.9%	116	48.9%	197	68.2%
Other	4	2.9%	1	.42%	2	.69%
<b>Total</b>	<b>138</b>		<b>237</b>		<b>289</b>	

*Above data excludes Clinic and Service Intake data*

### Animals Admitted: April 2020

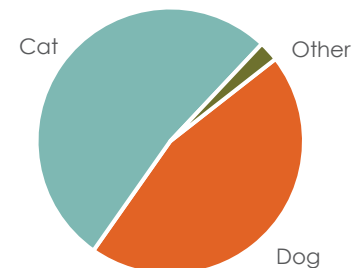


## Total Live Animal Admission – Year-to-Date 2020

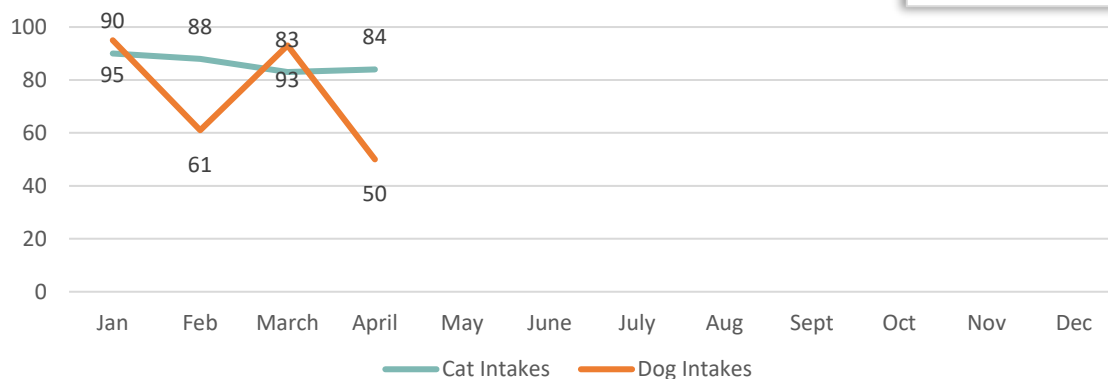
### Animals Admitted

So far in 2020, 660 animals have been admitted. Of the 660 animals taken in, 45.3% were dogs and 52.3% were cats. Other intakes (2.4%) were other pets – primarily guinea pigs and domestic rabbits.

### Animals Admitted: YTD 2020



### Animals Admitted: 2020 Monthly Intake



Animal	YTD 2020		YTD 2019		YTD 2018	
Dog	299	45.3%	374	49.3%	341	42.3%
Cat	345	52.3%	383	51.8%	459	56.9%
Other	16	2.4%	2	.26%	6	.74%
<b>Total</b>	<b>660</b>		<b>759</b>		<b>806</b>	

*Above data excludes Clinic and Service Intake data*

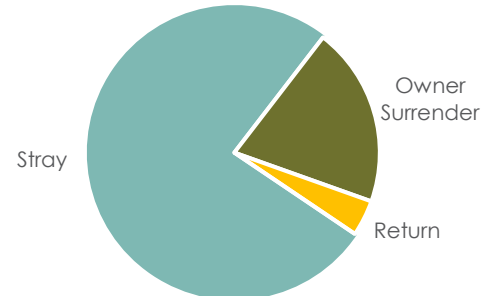


## Sheltered Dog Intake – April 2020

### Sheltered Dog Intakes

There were 50 live dogs admitted to the shelter in April: 76.0% were strays, 20.0% were owner surrenders, and 0.0% were transferred in from other shelters and/or rescues.

Sheltered Dog Intakes: April 2020



Dog Intake Reason	April 2020		April 2019		April 2018	
Stray	38	76.0%	56	46.7%	40	44.4%
Transfer In	0	0%	30	25.0%	33	36.7%
Owner Surrender	10	20.0%	18	15.0%	9	10.0%
Return	2	4.0%	5	4.2%	7	7.8%
Seized/Custody	0	0%	11	9.2%	1	1.1%
Total	50		120		90	

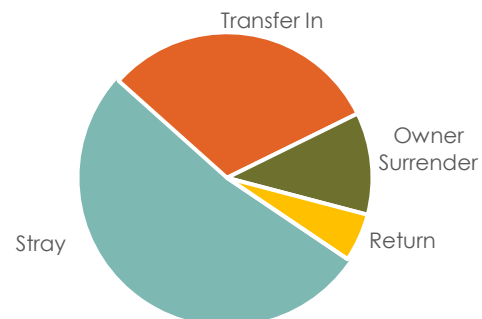
*Above data excludes Clinic and Service Intake data*

## Sheltered Dog Intake – Year-to-Date 2020

### Sheltered Dog Intakes

So far in 2020, there have been 299 live dogs admitted to the shelter: 52.2% were strays, 11.4% were owner surrenders, and 31.1% were transferred in from other shelters and/or rescues.

Sheltered Dog Intakes: YTD 2020



Dog Intake Reason	YTD 2020		YTD 2019		YTD 2018	
Stray	156	52.2%	169	45.2%	161	47.2%
Transfer In	93	31.1%	134	35.8%	118	34.6%
Owner Surrender	34	11.4%	43	11.5%	36	10.6%
Return	16	5.4%	14	3.7%	17	5.0%
Seized/Custody	0	0%	14	3.7%	9	2.6%
Total	299		374		341	

*Above data excludes Clinic and Service Intake data*



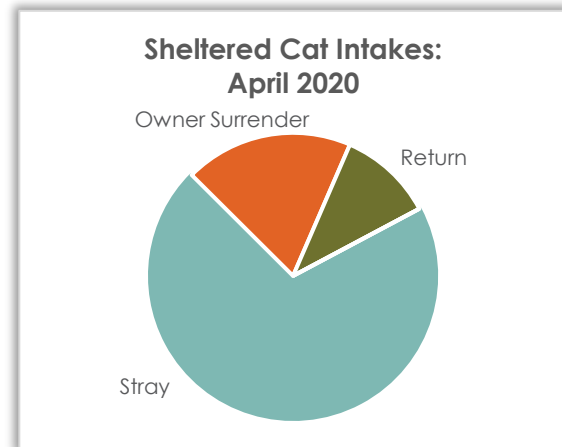
# April 2020 Shelter Report



## Sheltered Cat Intake – April 2020

### Sheltered Cat Intakes

There were 84 live cats admitted to the shelter in April: 70.2% were strays and 19.0% were owner surrendered.



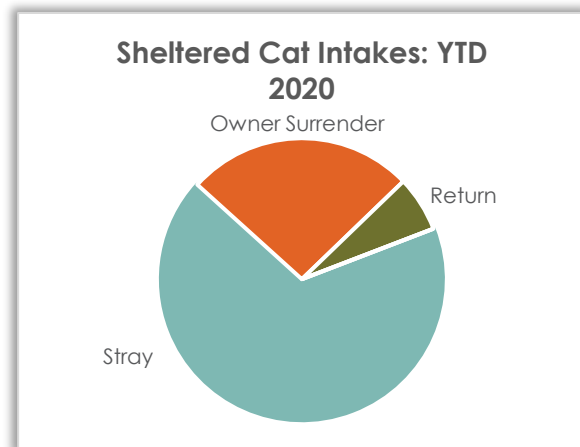
Cat Intake Reasons	April 2020		April 2019		April 2018	
Stray	59	70.2%	68	58.6%	141	71.6%
Owner Surrender	16	19.0%	31	26.7%	51	25.9%
Return	9	10.7%	0	0%	1	.51%
Transfer	0	0%	17	14.7%	4	2.0%
Seized/Custody	0	0%	0	0%	0	0%
<b>Total</b>	<b>84</b>		<b>116</b>		<b>197</b>	

*Above data excludes Clinic and Service Intake data*

## Sheltered Cat Intake – Year-to-Date 2020

### Sheltered Cat Intakes

There were 345 live cats admitted to the shelter so far this year – 67.5% were strays and 26.1% were owner surrendered.



Cat Intake Reasons	YTD 2020		YTD 2019		YTD 2018	
Stray	233	67.5%	232	60.6%	341	74.3%
Owner Surrender	90	26.1%	93	24.3%	93	20.3%
Return	22	6.4%	6	1.6%	11	2.4%
Transfer	0	0%	49	12.8%	14	3.1%
Seized/Custody	0	0%	3	.78%	0	0%
<b>Total</b>	<b>345</b>		<b>383</b>		<b>459</b>	

*Above data excludes Clinic and Service Intake data*



# April 2020 Shelter Report

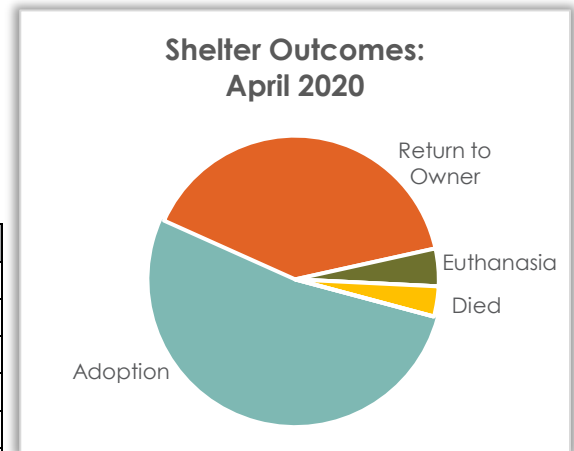


## Shelter Animal Outcome – April 2020

During April a total of 118 pets went home again; 62 pets were adopted, and 47 were returned to their owner.

Outcome Breakdown	Apr 2020		Apr 2019		Apr 2018	
Adoption	62	52.5%	154	70.3%	138	68.7%
Return to Owner	47	39.8%	56	25.6%	40	19.9%
Euthanasia	5	4.2%	7	3.2%	16	8.0%
Transfer Out	0	0%	2	.91%	1	.50%
Died	4	3.4%	0	0%	6	3.0%
DOA	0	0%	0	0%	0	0%
Admin Missing	0	0%	0	0%	0	0%
<b>Total</b>	<b>118</b>		<b>219</b>		<b>201</b>	

*Above data excludes Clinic and Service Outcome data*

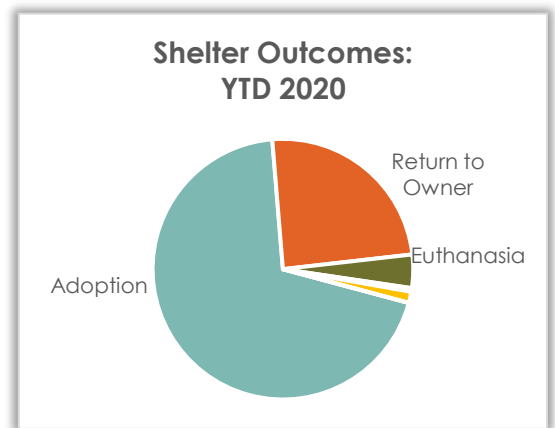


## Shelter Animal Outcome – YTD 2020

So far this year a total of 653 pets went home again! 454 pets were adopted, and 160 were returned to their owner.

Outcome Breakdown	YTD 2020		YTD 2019		YTD 2018	
Adoption	454	69.5%	571	74.9%	511	70.7%
Return to Owner	160	24.5%	147	19.3%	136	18.8%
Euthanasia	27	4.1%	31	4.1%	65	9.0%
Transfer Out	3	.46%	8	1.0%	3	.41%
Died	9	1.4%	2	.26%	7	.97%
DOA	0	0%	2	.26%	1	.14%
Admin Missing	0	0%	0	0%	0	0%
<b>Total</b>	<b>653</b>		<b>762</b>		<b>723</b>	

*Above data excludes Clinic and Service Outcome data*





# April 2020 Shelter Report



## Sheltered Dog Outcome – April 2020

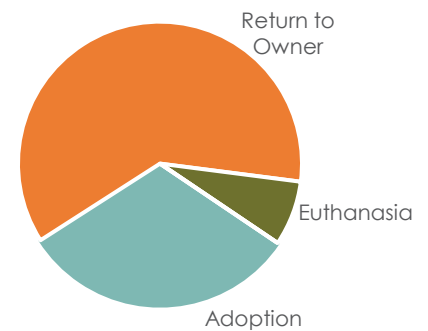
### Sheltered Dog Outcomes

Outcomes in April for dogs admitted to the shelter were primarily adoption (31.5%) and return to owner (61.1%).

Dog Outcome	Apr 2020		Apr 2019		Apr 2018	
Adoption	17	31.5%	70	57.9%	68	66.7%
Return to Owner	33	61.1%	47	38.8%	29	28.4%
Euthanasia	4	7.4%	3	2.5%	5	4.9%
Transfer Out	0	0%	1	.83%	0	0%
Died	0	0%	0	0%	0	0%
DOA	0	0%	0	0%	0	0%
Admin Missing	0	0%	0	0%	0	0%
<b>Total</b>	<b>54</b>		<b>121</b>		<b>102</b>	

*Above data excludes Clinic and Service Outcome data*

Sheltered Dog Outcomes:  
April 2020



## Sheltered Dog Outcome – Year-to-Date 2020

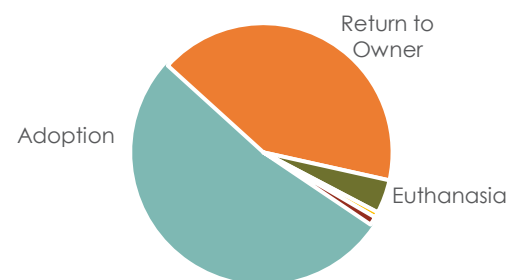
### Sheltered Dog Outcomes

Outcomes so far this year for sheltered dogs were primarily adoption (52.3%) and return to owner (41.8%).

Dog Outcome	YTD 2020		YTD 2019		YTD 2018	
Adoption	149	52.3%	225	63.0%	221	62.1%
Return to Owner	119	41.8%	115	32.2%	105	29.5%
Euthanasia	12	4.2%	16	4.5%	30	8.4%
Transfer Out	2	.70%	1	.28%	0	0%
Died	3	1.1%	0	0%	0	0%
DOA	0	0%	0	0%	0	0%
Admin Missing	0	0%	0	0%	0	0%
<b>Total</b>	<b>285</b>		<b>357</b>		<b>356</b>	

*Above data excludes Clinic and Service Outcome data*

Sheltered Dog Outcomes: YTD  
2020





# April 2020 Shelter Report



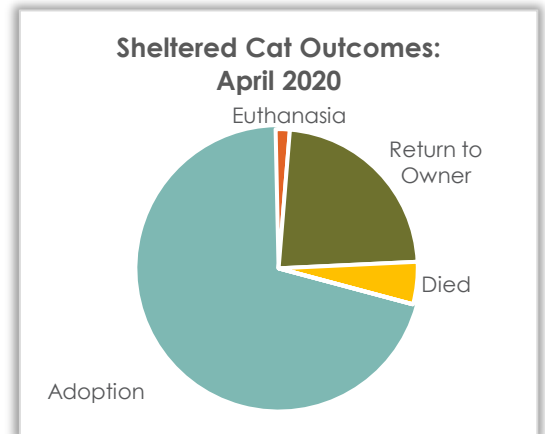
## Sheltered Cat Outcome – April 2020

### Sheltered Cat Outcomes

Outcomes in April for cats admitted at the shelter were primarily adoption (70.5%). 23.0% of the admitted cats were reclaimed by or returned to an owner.

Cat Outcome	Apr 2020		Apr 2019		Apr 2018	
Adoption	43	70.5%	84	85.7%	70	70.7%
Euthanasia	1	1.6%	4	4.1%	11	11.1%
Return to Owner	14	23.0%	9	9.2%	11	11.1%
Died	3	4.9%	0	0%	6	6.1%
Transfer Out	0	0%	1	1.0%	1	1.0%
DOA	0	0%	0	0%	0	0%
Admin Missing	0	0%	0	0%	0	0%
<b>Total</b>	<b>61</b>		<b>98</b>		<b>99</b>	

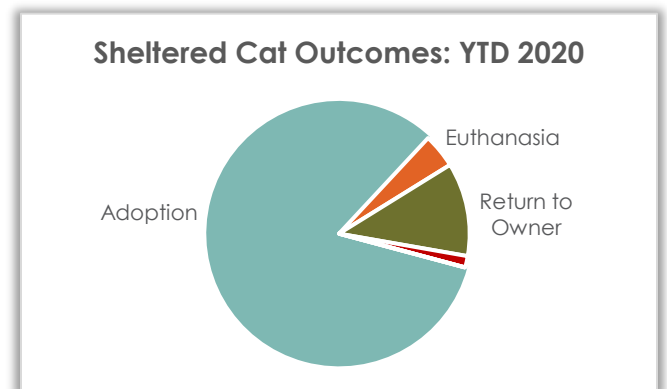
*Above data excludes Clinic and Service Outcome data*



## Sheltered Cat Outcome – Year-to-Date 2020

### Sheltered Cat Outcomes

Outcomes so far this year for sheltered cats were primarily adoption (82.8%). 4.2% of the admitted cats were reclaimed by or returned to an owner.



Cat Outcome	YTD 2020		YTD 2019		YTD 2018	
Adoption	293	82.8%	346	85.6%	286	79.0%
Euthanasia	15	4.2%	16	4.0%	35	9.7%
Return to Owner	41	11.6%	31	7.7%	31	8.6%
Died	5	1.4%	2	.50%	7	1.9%
Transfer Out	0	0%	7	1.7%	2	.55%
DOA	0	0%	2	.50%	1	.28%
Admin Missing	0	0%	0	0%	0	0%
<b>Total</b>	<b>354</b>		<b>404</b>		<b>362</b>	

*Above data excludes Clinic and Service Outcome data*



# April 2020 Shelter Report



## Clinic Operations – April 2020

### Clinic – Client Metrics

Clinic Clients	Successful Surgeries
Public Clients	0
Care for Pets	6
HSSW	47
<b>Total</b>	<b>53</b>

### Clinic - Spay/Neuter Surgeries Totals

	Dog	Cat	Rabbit	
Spay	4	22	1	27
Neuter	7	18	1	26
<b>Total</b>	<b>11</b>	<b>40</b>	<b>2</b>	<b>53</b>

### Clinic – Vaccine Totals

Vaccines	Number Administered
Bordatella Vaccine – Oral	5
FVRCP	2
Rabies (1-year)	10
Rabies (3-year)	1
<b>Total</b>	<b>18</b>

### Clinic – Service Totals

Services	Number Provided
Amputation	1
Anesthesia	1
CBC/Chemistry – send out	1
Dental Prophylaxis	6
Fecal Test	6
IV Catheter	1
IV Fluids	1
Mass Removal – Level 1	1
Microchip Insertion	6
Miscellaneous	2
Recheck	5
Skin Scrape Test	1
Surgery Repair	1
Tooth Extraction – Level 3	1
<b>Total</b>	<b>34</b>