



# December 2019 Shelter Report



## Total Live Animal Admission – December 2019

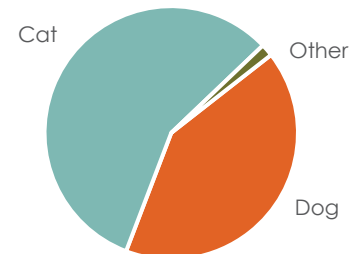
### Animals Admitted

During December, 191 animals were admitted. Of the animals taken in, 41.4% were dogs and 57.1% were cats.

Animal	December 2019		December 2018		December 2017	
Dog	79	41.4%	82	44.1%	64	36.6%
Cat	109	57.1%	104	55.9%	108	61.7%
Other	3	1.6%	0	0%	3	1.7%
<b>Total</b>	<b>191</b>		<b>186</b>		<b>175</b>	

*Above data excludes Clinic and Service Intake data*

### Animals Admitted: December 2019

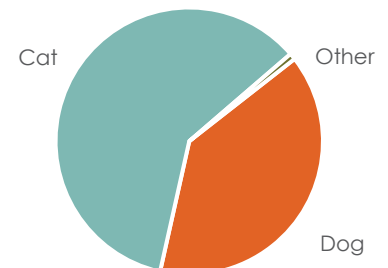


## Total Live Animal Admission – Year-to-Date 2019

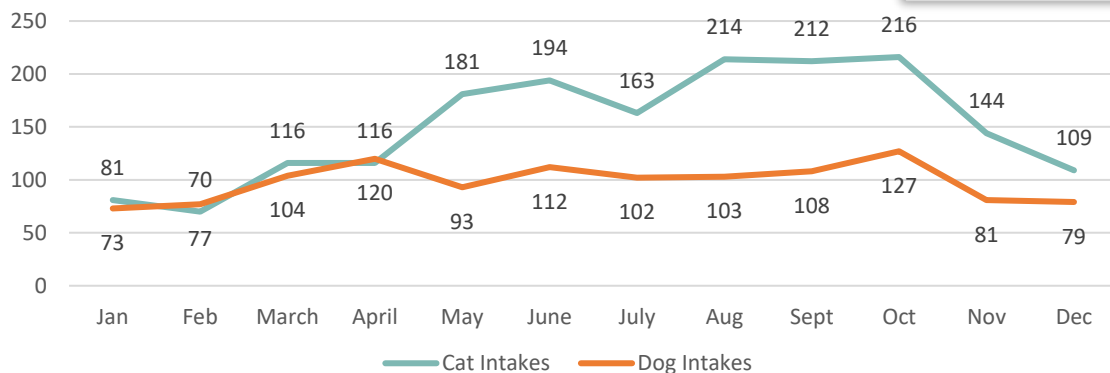
### Animals Admitted

So far in 2019, 3,018 animals have been admitted. Of the 3,018 animals taken in, 39.1% were dogs and 60.2% were cats. Other intakes (.76%) were other pets – primarily guinea pigs.

### Animals Admitted: YTD 2019



### Animals Admitted: 2019 Monthly Intake



Animal	YTD 2019		YTD 2018		YTD 2017	
Dog	1,179	39.1%	1,138	38.8%	1,078	37.5%
Cat	1,816	60.2%	1,776	60.6%	1,771	61.6%
Other	23	.76%	17	.58%	24	.84%
<b>Total</b>	<b>3,018</b>		<b>2,931</b>		<b>2,873</b>	

*Above data excludes Clinic and Service Intake data*

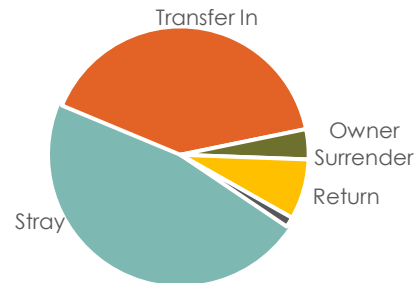


## Sheltered Dog Intake – December 2019

### Sheltered Dog Intakes

There were 79 live dogs admitted to the shelter in December: 46.8% were strays, 3.8% were owner surrenders, and 40.5% were transferred in from other shelters and/or rescues.

Sheltered Dog Intakes:  
December 2019



Dog Intake Reason	December 2019		December 2018		December 2017	
Stray	37	46.8%	57	69.5%	45	70.3%
Transfer In	32	40.5%	14	17.1%	9	14.1%
Owner Surrender	3	3.8%	9	11.0%	7	10.9%
Return	6	7.6%	2	2.4%	2	3.1%
Seized/Custody	1	1.3%	0	0%	1	1.6%
<b>Total</b>	<b>79</b>		<b>82</b>		<b>64</b>	

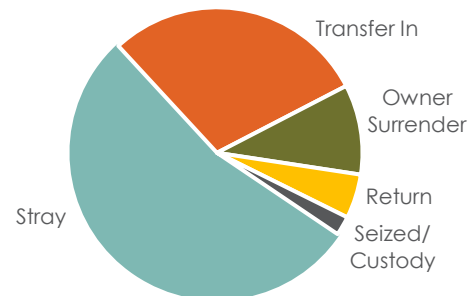
*Above data excludes Clinic and Service Intake data*

## Sheltered Dog Intake – Year-to-Date 2019

### Sheltered Dog Intakes

So far in 2019, there have been 1,179 live dogs admitted to the shelter: 53.7% were strays, 10.0% were owner surrenders, and 29.3% were transferred in from other shelters and/or rescues.

Sheltered Dog Intakes: YTD 2019



Dog Intake Reason	YTD 2019		YTD 2018		YTD 2017	
Stray	633	53.7%	633	55.6%	687	63.7%
Transfer In	345	29.3%	331	29.1%	277	25.7%
Owner Surrender	118	10.0%	97	8.5%	62	5.8%
Return	58	4.9%	61	5.4%	42	3.9%
Seized/Custody	25	2.1%	16	1.4%	10	.93%
<b>Total</b>	<b>1,179</b>		<b>1,138</b>		<b>1,078</b>	

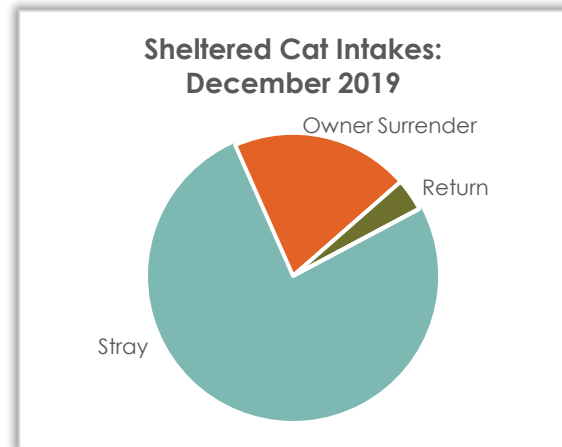
*Above data excludes Clinic and Service Intake data*



## Sheltered Cat Intake – December 2019

### Sheltered Cat Intakes

There were 109 live cats admitted to the shelter in December: 76.1% were strays and 20.2% were owner surrendered.



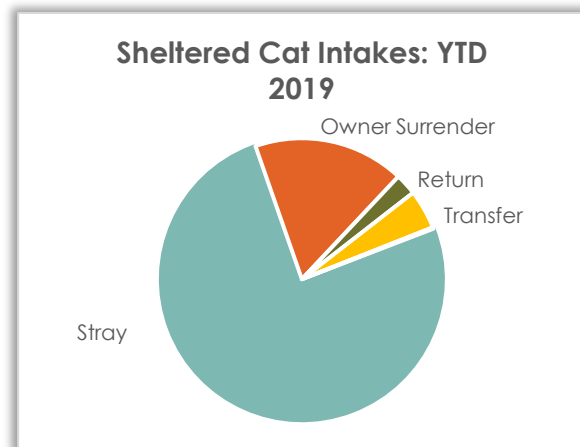
Cat Intake Reasons	December 2019		December 2018		December 2017	
Stray	83	76.1%	79	76.0%	100	92.6%
Owner Surrender	22	20.2%	22	21.2%	5	4.6%
Return	4	3.7%	1	.96%	3	2.8%
Transfer	0	0%	2	1.9%	0	0%
Seized/Custody	0	0%	0	0%	0	0%
<b>Total</b>	<b>109</b>		<b>104</b>		<b>108</b>	

*Above data excludes Clinic and Service Intake data*

## Sheltered Cat Intake – Year-to-Date 2019

### Sheltered Cat Intakes

There were 1,816 live cats admitted to the shelter so far this year 75.5% were strays and 17.3% were owner surrendered.



Cat Intake Reasons	YTD 2019		YTD 2018		YTD 2017	
Stray	1,371	75.5%	1,450	81.6%	1,538	86.8%
Owner Surrender	315	17.3%	186	10.5%	190	10.7%
Return	45	2.5%	40	2.3%	38	2.1%
Transfer	82	4.5%	98	5.5%	3	.17%
Seized/Custody	3	.17%	2	.11%	2	.11%
<b>Total</b>	<b>1,816</b>		<b>1,776</b>		<b>1,771</b>	

*Above data excludes Clinic and Service Intake data*



# December 2019 Shelter Report

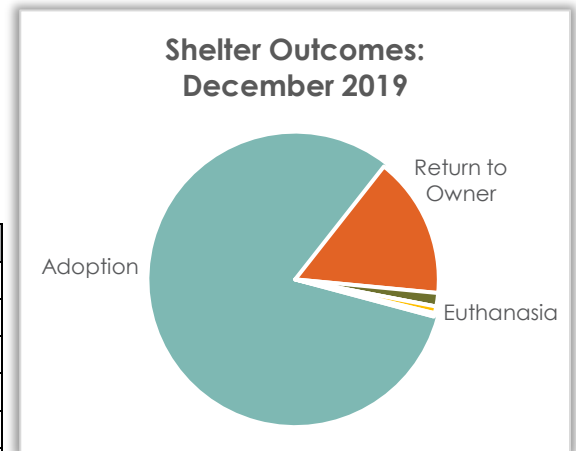


## Shelter Animal Outcome – December 2019

During December a total of 264 pets went home again; 215 pets were adopted, and 42 were returned to their owner.

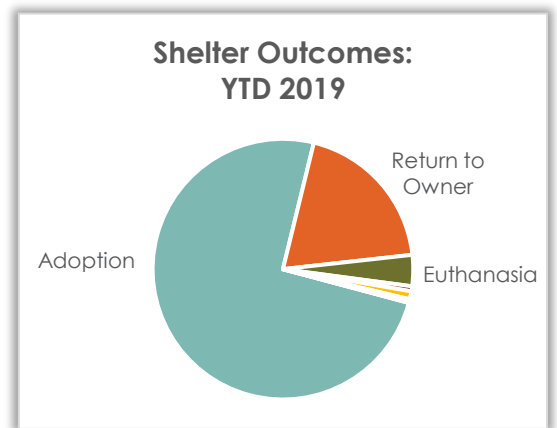
Outcome Breakdown	Dec 2019		Dec 2018		Dec 2017	
Adoption	215	81.4%	180	77.3%	176	72.1%
Return to Owner	42	15.9%	38	16.3%	46	18.9%
Euthanasia	4	1.5%	10	4.3%	15	6.1%
Transfer Out	0	0%	4	1.7%	3	1.2%
Died	2	.76%	1	.43%	4	1.6%
DOA	1	.38%	0	0%	0	0%
Admin Missing	0	0%	0	0%	0	0%
<b>Total</b>	<b>264</b>		<b>233</b>		<b>244</b>	

*Above data excludes Clinic and Service Outcome data*



## Shelter Animal Outcome – YTD 2019

So far this year a total of 3,054 pets went home again! 2,280 pets were adopted, and 593 were returned to their owner.



Outcome Breakdown	YTD 2019		YTD 2018		YTD 2017	
Adoption	2,280	74.0%	2,112	71.9%	2,035	68.4%
Return to Owner	593	19.7%	518	17.9%	569	19.2%
Euthanasia	118	4.1%	222	7.9%	254	8.8%
Transfer Out	19	.68%	21	.63%	57	2.0%
Died	30	1.0%	40	1.5%	37	1.2%
DOA	12	.39%	6	.22%	9	.32%
Admin Missing	2	.07%	0	0%	2	.07%
<b>Total</b>	<b>3,054</b>		<b>2,919</b>		<b>2,963</b>	

*Above data excludes Clinic and Service Outcome data*



## Sheltered Dog Outcome – December 2019

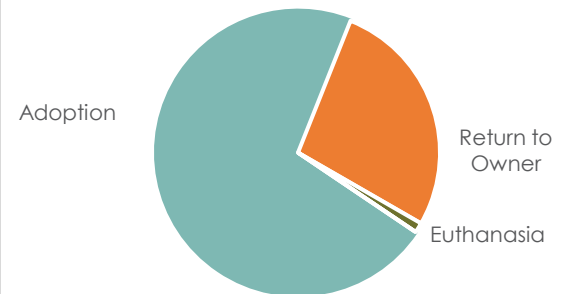
### Sheltered Dog Outcomes

Outcomes in December for dogs admitted to the shelter were primarily adoption (71.6%) and return to owner (27.3%).

Dog Outcome	Dec 2019		Dec 2018		Dec 2017	
Adoption	63	71.6%	47	54.0%	25	38.5%
Return to Owner	24	27.3%	33	37.9%	32	49.2%
Euthanasia	1	1.1%	4	4.6%	6	9.2%
Transfer Out	0	0%	2	2.3%	2	3.1%
Died	0	0%	1	1.1%	0	0%
DOA	0	0%	0	0%	0	0%
Admin Missing	0	0%	0	0%	0	0%
<b>Total</b>	<b>88</b>		<b>87</b>		<b>65</b>	

*Above data excludes Clinic and Service Outcome data*

Sheltered Dog Outcomes:  
December 2019



## Sheltered Dog Outcome – Year-to-Date 2019

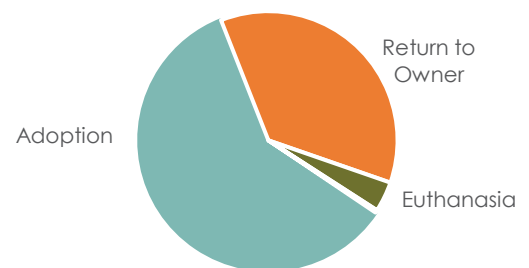
### Sheltered Dog Outcomes


Outcomes so far this year for sheltered dogs were primarily adoption (59.5%) and return to owner (36.3%).

Dog Outcome	YTD 2019		YTD 2018		YTD 2017	
Adoption	706	59.5%	686	59.2%	585	53.6%
Return to Owner	430	36.3%	389	33.6%	431	39.5%
Euthanasia	45	3.8%	68	5.9%	66	6.0%
Transfer Out	2	.17%	9	.78%	10	.92%
Died	2	.17%	5	.43%	0	0%
DOA	1	.08%	1	.09%	0	0%
Admin Missing	0	0%	0	0%	0	0%
<b>Total</b>	<b>1,186</b>		<b>1,158</b>		<b>1,092</b>	

*Above data excludes Clinic and Service Outcome data*

Sheltered Dog Outcomes: YTD  
2019





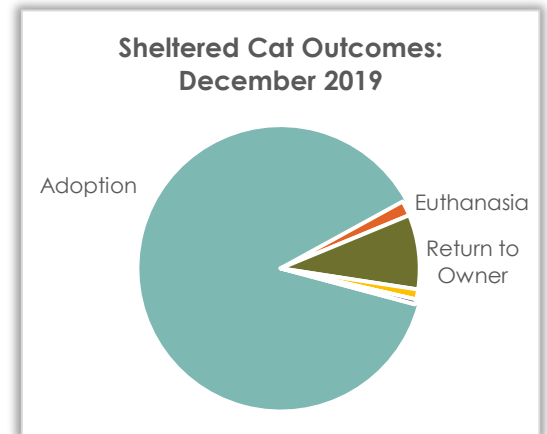
## Sheltered Cat Outcome – December 2019

### Sheltered Cat Outcomes

Outcomes in December for cats admitted at the shelter were primarily adoption (87.9%). 8.7% of the admitted cats were reclaimed by or returned to an owner.

Cat Outcome	Dec 2019		Dec 2018		Dec 2017	
Adoption	152	87.9%	132	91.0%	149	85.1%
Euthanasia	3	1.7%	6	4.1%	9	5.1%
Return to Owner	15	8.7%	5	3.4%	13	7.4%
Died	2	1.2%	0	0%	4	2.3%
Transfer Out	0	0%	2	1.4%	0	0%
DOA	1	.58%	0	0%	0	0%
Admin Missing	0	0%	0	0%	0	0%
<b>Total</b>	<b>173</b>		<b>145</b>		<b>175</b>	

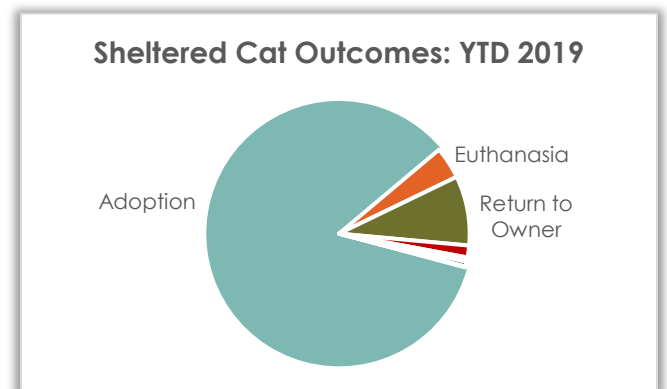
*Above data excludes Clinic and Service Outcome data*



## Sheltered Cat Outcome – Year-to-Date 2019

### Sheltered Cat Outcomes

Outcomes so far this year for sheltered cats were primarily adoption (84.7%). 8.6% of the admitted cats were reclaimed by or returned to an owner.



Cat Outcome	YTD 2019		YTD 2018		YTD 2017	
Adoption	1,563	84.7%	1,412	80.1%	1,437	77.8%
Euthanasia	73	4.0%	151	9.1%	186	10.1%
Return to Owner	159	8.6%	129	7.8%	135	7.3%
Died	27	1.5%	35	2.2%	36	1.9%
Transfer Out	10	.54%	11	.56%	43	2.3%
DOA	11	.60%	5	.31%	9	.49%
Admin Missing	2	.11%	0	0%	2	.11%
<b>Total</b>	<b>1,845</b>		<b>1,743</b>		<b>1,848</b>	

*Above data excludes Clinic and Service Outcome data*



## Clinic Operations – December 2019

### Clinic – Client Metrics

Clinic Clients	Successful Surgeries
Public Clients	71
A Little R & R Animal Sanctuary	8
Care for Pets	16
Catatarium	3
Community Cat	9
Diamond Dogs Rescue	2
HSSW	145
Kadlec Ranch Rescue	4
Touched by a Paw	9
<b>Total</b>	<b>267</b>

### Clinic - Spay/Neuter Surgeries Totals

	Dog	Cat	Rabbit	
Spay	21	117	0	138
Neuter	22	107	0	129
<b>Total</b>	<b>43</b>	<b>224</b>	<b>0</b>	<b>267</b>

### Clinic – Vaccine Totals

Vaccines	Number Administered
Bordetella - Oral	1
DA2PP	2
DA2PP/Lepto	1
FVRCP	58
Rabies (1-year)	91
Rabies (3-year)	3
<b>Total</b>	<b>156</b>



# December 2019 Shelter Report



## Clinic – Service Totals

Services	Number Provided
CBC	1
Certified Veterinary Inspection (CVI)	1
Dental Prophylaxis	3
Ear Cleaning (Complimentary)	19
Ear Tip	15
Exam, Physical	2
Fecal Test	2
FelV/FIV Test	10
Heartworm Test	1
Microchip Insertion	16
Miscellaneous	2
Nail Trim	1
Nail Trim (Complimentary)	48
Sedation Only	1
Tooth Extraction – Level 1	1
Urinalysis	2
<b>Total</b>	<b>125</b>