



February 2020 Shelter Report



Total Live Animal Admission – February 2020

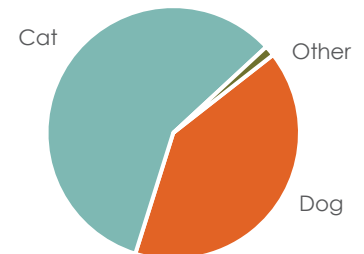
Animals Admitted

During February, 151 animals were admitted. Of the animals taken in, 40.4% were dogs and 58.3% were cats.

Animal	February 2020		February 2019		February 2018	
Dog	61	40.4%	77	52.4%	68	52.3%
Cat	88	58.3%	70	47.6%	62	47.7%
Other	2	1.3%	0	0%	0	0%
Total	151		147		130	

Above data excludes Clinic and Service Intake data

Animals Admitted: February 2020

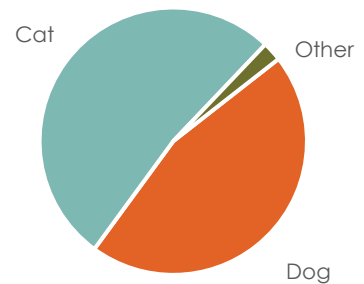


Total Live Animal Admission – Year-to-Date 2020

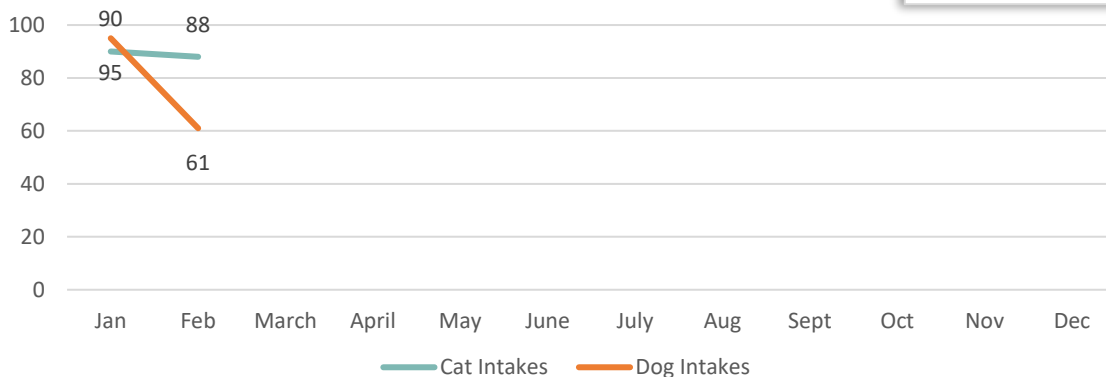
Animals Admitted

So far in 2020, 342 animals have been admitted. Of the 342 animals taken in, 45.6% were dogs and 52.0% were cats. Other intakes (2.3%) were other pets – primarily guinea pigs.

Animals Admitted: YTD 2020



Animals Admitted: 2020 Monthly Intake



Animal	YTD 2020		YTD 2019		YTD 2018	
Dog	156	45.6%	150	49.8%	147	47.1%
Cat	178	52.0%	151	50.2%	161	51.6%
Other	8	2.3%	0	0%	4	1.3%
Total	342		301		312	

Above data excludes Clinic and Service Intake data

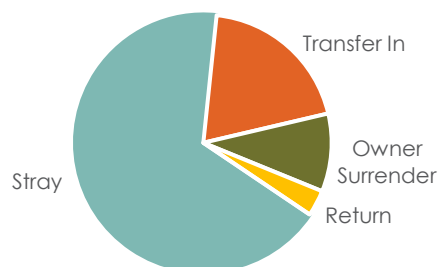


Sheltered Dog Intake – February 2020

Sheltered Dog Intakes

There were 61 live dogs admitted to the shelter in February: 67.2% were strays, 9.8% were owner surrenders, and 19.7% were transferred in from other shelters and/or rescues.

Sheltered Dog Intakes: February 2020



Dog Intake Reason	February 2020		February 2019		February 2018	
Stray	41	67.2%	31	40.3%	29	42.6%
Transfer In	12	19.7%	37	48.1%	26	38.2%
Owner Surrender	6	9.8%	5	6.5%	8	11.8%
Return	2	3.3%	4	5.2%	4	5.9%
Seized/Custody	0	0%	0	0%	1	1.5%
Total	61		77		68	

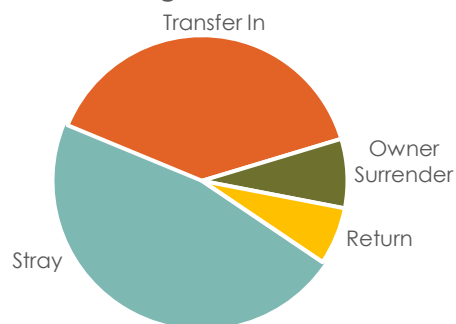
Above data excludes Clinic and Service Intake data

Sheltered Dog Intake – Year-to-Date 2020

Sheltered Dog Intakes


So far in 2020, there have been 156 live dogs admitted to the shelter: 46.8% were strays, 7.7% were owner surrenders, and 39.1% were transferred in from other shelters and/or rescues.

Sheltered Dog Intakes: YTD 2020



Dog Intake Reason	YTD 2020		YTD 2019		YTD 2018	
Stray	73	46.8%	61	40.7%	67	45.6%
Transfer In	61	39.1%	66	44.0%	54	36.7%
Owner Surrender	12	7.7%	18	12.0%	12	8.2%
Return	10	6.4%	4	2.7%	7	4.8%
Seized/Custody	0	0%	1	.67%	7	4.8%
Total	156		150		147	

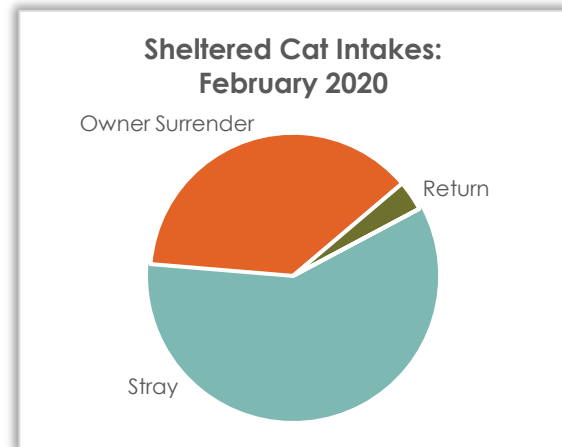
Above data excludes Clinic and Service Intake data



Sheltered Cat Intake – February 2020

Sheltered Cat Intakes

There were 88 live cats admitted to the shelter in February: 59.1% were strays and 37.5% were owner surrendered.



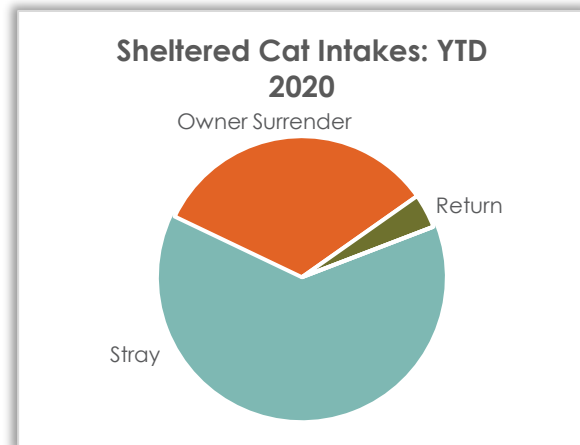
Cat Intake Reasons	February 2020		February 2019		February 2018	
Stray	52	59.1%	42	60.0%	47	75.8%
Owner Surrender	33	37.5%	11	15.7%	11	17.7%
Return	3	3.4%	2	2.9%	4	6.5%
Transfer	0	0%	12	17.1%	0	0%
Seized/Custody	0	0%	3	4.3%	0	0%
Total	88		70		62	

Above data excludes Clinic and Service Intake data

Sheltered Cat Intake – Year-to-Date 2020

Sheltered Cat Intakes

There were 178 live cats admitted to the shelter so far this year 62.9% were strays and 33.1% were owner surrendered.



Cat Intake Reasons	YTD 2020		YTD 2019		YTD 2018	
Stray	112	62.9%	102	67.5%	131	81.4%
Owner Surrender	59	33.1%	29	19.2%	18	11.2%
Return	7	3.9%	4	2.6%	9	5.6%
Transfer	0	0%	13	8.6%	3	1.9%
Seized/Custody	0	0%	3	2.0%	0	0%
Total	178		151		161	

Above data excludes Clinic and Service Intake data



February 2020 Shelter Report

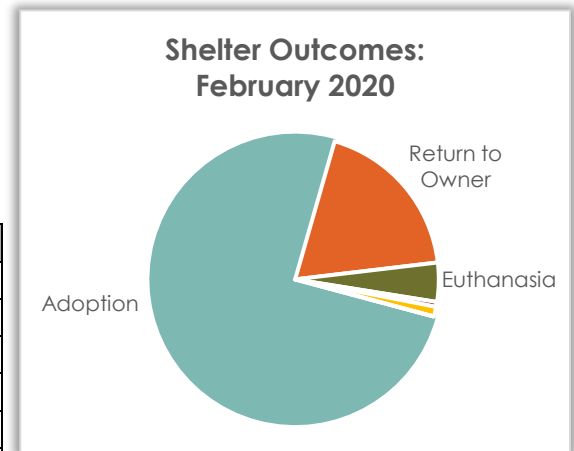


Shelter Animal Outcome – February 2020

During February a total of 182 pets went home again; 137 pets were adopted, and 34 were returned to their owner.

Outcome Breakdown	Feb 2020		Feb 2019		Feb 2018	
Adoption	137	75.3%	130	79.8%	118	73.3%
Return to Owner	34	18.7%	23	14.1%	27	16.8%
Euthanasia	8	4.4%	7	4.3%	15	9.3%
Transfer Out	1	.55%	2	1.2%	1	.62%
Died	2	1.1%	0	0%	0	0%
DOA	0	0%	1	.61%	0	0%
Admin Missing	0	0%	0	0%	0	0%
Total	182		163		161	

Above data excludes Clinic and Service Outcome data

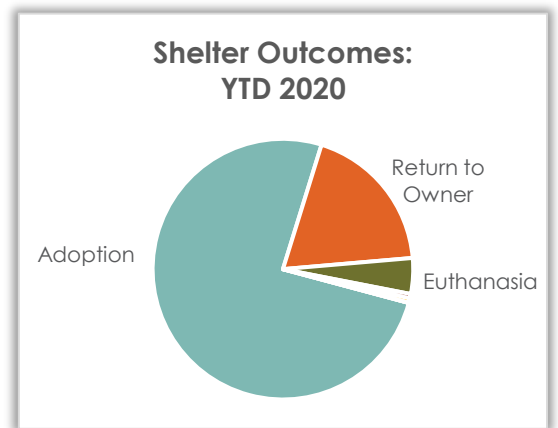


Shelter Animal Outcome – YTD 2020

So far this year a total of 361 pets went home again! 273 pets were adopted, and 68 were returned to their owner.

Outcome Breakdown	YTD 2020		YTD 2019		YTD 2018	
Adoption	273	75.6%	268	79.1%	244	71.8%
Return to Owner	68	18.8%	51	15.0%	58	17.1%
Euthanasia	16	4.4%	13	3.8%	35	10.3%
Transfer Out	2	.55%	4	1.2%	2	.59%
Died	2	.55%	1	.29%	0	0%
DOA	0	0%	2	.59%	1	.29%
Admin Missing	0	0%	0	0%	0	0%
Total	361		339		340	

Above data excludes Clinic and Service Outcome data





Sheltered Dog Outcome – February 2020

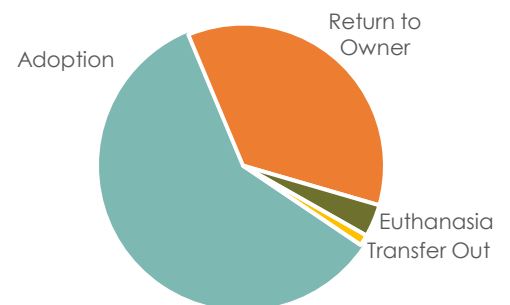
Sheltered Dog Outcomes

Outcomes in February for dogs admitted to the shelter were primarily adoption (59.3%) and return to owner (35.8%).

Dog Outcome	Feb 2020		Feb 2019		Feb 2018	
Adoption	48	59.3%	55	70.5%	53	66.3%
Return to Owner	29	35.8%	18	23.1%	22	27.5%
Euthanasia	3	3.7%	5	6.4%	5	6.3%
Transfer Out	1	1.2%	0	0%	0	0%
Died	0	0%	0	0%	0	0%
DOA	0	0%	0	0%	0	0%
Admin Missing	0	0%	0	0%	0	0%
Total	81		78		80	

Above data excludes Clinic and Service Outcome data

Sheltered Dog Outcomes:
February 2020



Sheltered Dog Outcome – Year-to-Date 2020

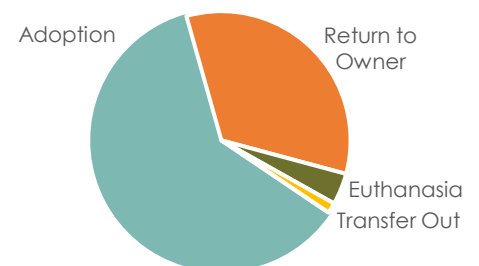
Sheltered Dog Outcomes

Outcomes so far this year for sheltered dogs were primarily adoption (61.2%) and return to owner (33.6%).

Dog Outcome	YTD 2020		YTD 2019		YTD 2018	
Adoption	93	61.2%	98	69.0%	94	60.6%
Return to Owner	51	33.6%	37	26.1%	45	29.0%
Euthanasia	6	3.9%	7	4.9%	16	10.3%
Transfer Out	2	1.3%	0	0%	0	0%
Died	0	0%	0	0%	0	0%
DOA	0	0%	0	0%	0	0%
Admin Missing	0	0%	0	0%	0	0%
Total	152		142		155	

Above data excludes Clinic and Service Outcome data

Sheltered Dog Outcomes: YTD
2020





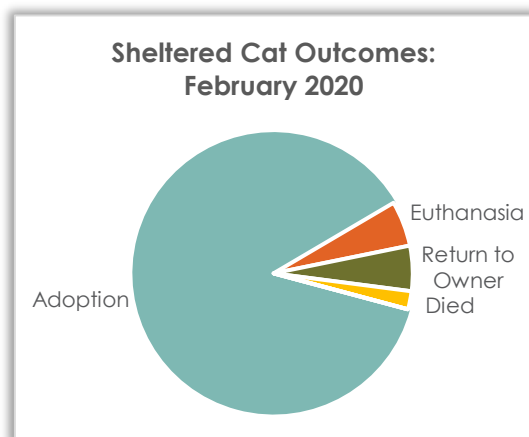
Sheltered Cat Outcome – February 2020

Sheltered Cat Outcomes

Outcomes in February for cats admitted at the shelter were primarily adoption (87.4%). 5.3% of the admitted cats were reclaimed by or returned to an owner.

Cat Outcome	Feb 2020		Feb 2019		Feb 2018	
Adoption	83	87.4%	75	88.2%	64	80.0%
Euthanasia	5	5.3%	2	2.4%	10	12.5%
Return to Owner	5	5.3%	5	5.9%	5	6.3%
Died	2	2.1%	0	0%	0	0%
Transfer Out	0	0%	2	2.4%	1	1.3%
DOA	0	0%	1	1.2%	0	0%
Admin Missing	0	0%	0	0%	0	0%
Total	95		85		80	

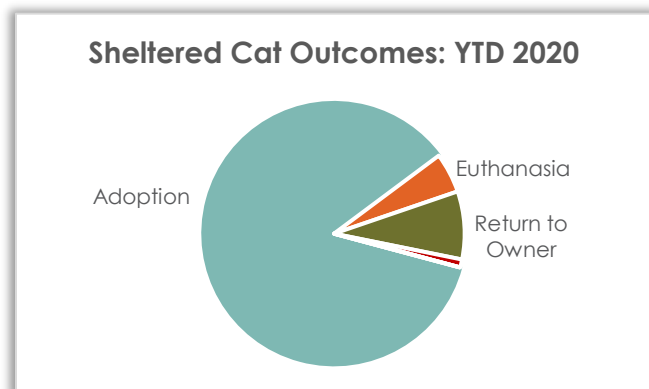
Above data excludes Clinic and Service Outcome data



Sheltered Cat Outcome – Year-to-Date 2020

Sheltered Cat Outcomes

Outcomes so far this year for sheltered cats were primarily adoption (85.6%). 8.4% of the admitted cats were reclaimed by or returned to an owner.



Cat Outcome	YTD 2020		YTD 2019		YTD 2018	
Adoption	173	85.6%	170	86.3%	146	81.1%
Euthanasia	10	5.0%	6	3.0%	19	10.6%
Return to Owner	17	8.4%	14	7.1%	13	7.2%
Died	2	.99%	1	.51%	0	0%
Transfer Out	0	0%	4	2.0%	1	.56%
DOA	0	0%	2	1.0%	1	.56%
Admin Missing	0	0%	0	0%	0	0%
Total	202		197		180	

Above data excludes Clinic and Service Outcome data



February 2020 Shelter Report



Clinic Operations – February 2020

Clinic – Client Metrics

Clinic Clients	Successful Surgeries
Public Clients	113
Care for Pets	8
Catatarium	2
Diamond Dogs Rescue	2
HSSW	59
Total	187

Clinic - Spay/Neuter Surgeries Totals

	Dog	Cat	Rabbit	
Spay	10	86	2	98
Neuter	14	77	0	91
Total	24	163	2	189

Clinic – Vaccine Totals

Vaccines	Number Administered
DA2PP	3
FVRCP	69
Leptospirosis	1
Rabies (1-year)	107
Rabies (3-year)	1
Total	181



February 2020 Shelter Report



Clinic – Service Totals

Services	Number Provided
Biopsy	1
Certified Veterinary Inspection (CVI)	2
Dental Prophylaxis	9
Ear Cleaning (Complimentary)	23
Exam, Physical	3
Fecal Test	3
FelV/FIV Test	1
Giardia Test	2
Mass Removal – Level 1	1
Microchip Insertion	7
Miscellaneous	3
Nail Trim (Complimentary)	43
Sedation Only	1
Tooth Extraction – Level 2	1
Total	100