



# July 2020 Shelter Report



## Total Live Animal Admission – July 2020

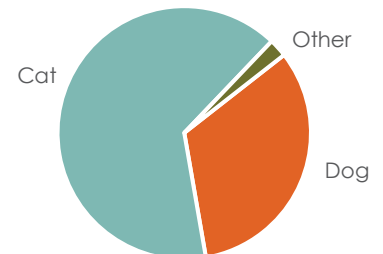
### Animals Admitted

During July, 259 animals were admitted. Of the animals taken in, 32.8% were dogs and 64.9% were cats.

Animal	July 2020		July 2019		July 2018	
Dog	85	32.8%	102	38.3%	95	34.7%
Cat	168	64.9%	163	61.3%	179	65.3%
Other	6	2.3%	1	.38%	0	0%
<b>Total</b>	<b>259</b>		<b>266</b>		<b>274</b>	

*Above data excludes Clinic and Service Intake data*

### Animals Admitted: July 2020

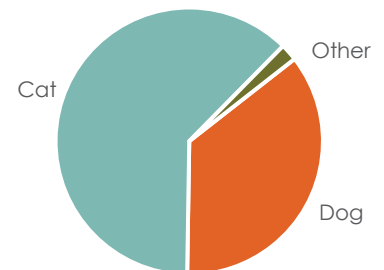


## Total Live Animal Admission – Year-to-Date 2020

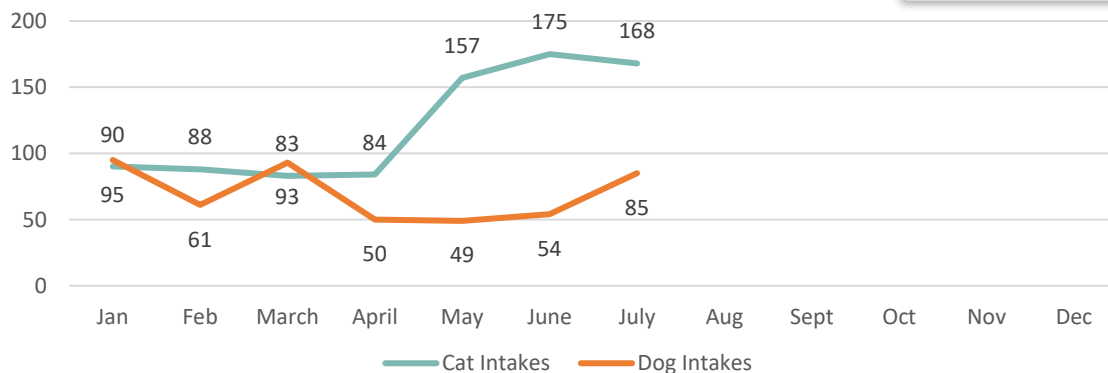
### Animals Admitted

So far in 2020, 1,360 animals have been admitted. Of the 1,360 animals taken in, 35.8% were dogs and 62.1% were cats. Other intakes (2.1%) were other pets – primarily guinea pigs.

### Animals Admitted: YTD 2020



### Animals Admitted: 2020 Monthly Intake



Animal	YTD 2020		YTD 2019		YTD 2018	
Dog	487	35.8%	681	42.3%	626	38.4%
Cat	845	62.1%	921	57.2%	995	61.0%
Other	28	2.1%	7	.44%	11	.67%
<b>Total</b>	<b>1,360</b>		<b>1,609</b>		<b>1,632</b>	

*Above data excludes Clinic and Service Intake data*

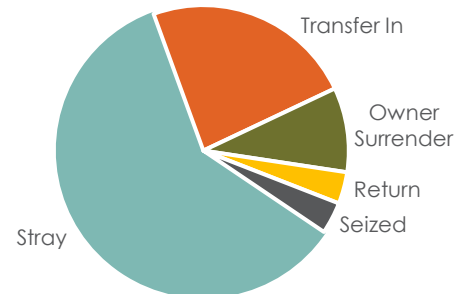


## Sheltered Dog Intake – July 2020

### Sheltered Dog Intakes

There were 85 live dogs admitted to the shelter in July: 60.0% were strays, 9.4% were owner surrenders, and 23.5% were transferred in from other shelters and/or rescues.

Sheltered Dog Intakes: July 2020



Dog Intake Reason	July 2020		July 2019		July 2018	
Stray	51	60.0%	57	55.9%	55	57.9%
Transfer In	20	23.5%	33	32.4%	23	24.2%
Owner Surrender	8	9.4%	6	5.9%	11	11.6%
Return	3	3.5%	6	5.9%	5	5.3%
Seized/Custody	3	3.5%	0	0%	1	1.1%
Total	85		102		95	

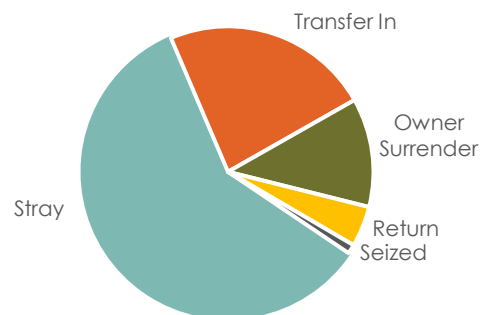
*Above data excludes Clinic and Service Intake data*

## Sheltered Dog Intake – Year-to-Date 2020

### Sheltered Dog Intakes

So far in 2020, there have been 487 live dogs admitted to the shelter: 59.1% were strays, 12.1% were owner surrenders, and 23.2% were transferred in from other shelters and/or rescues.

Sheltered Dog Intakes: YTD 2020



Dog Intake Reason	YTD 2020		YTD 2019		YTD 2018	
Stray	288	59.1%	360	52.9%	267	42.7%
Transfer In	113	23.2%	201	29.5%	178	28.4%
Owner Surrender	59	12.1%	72	10.6%	52	8.3%
Return	22	4.5%	27	4.0%	24	3.8%
Seized/Custody	5	1.0%	21	3.1%	10	1.6%
Total	487		681		626	

*Above data excludes Clinic and Service Intake data*



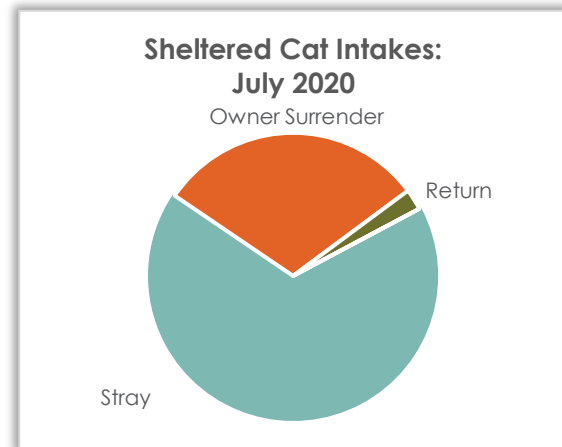
# July 2020 Shelter Report



## Sheltered Cat Intake – July 2020

### Sheltered Cat Intakes

There were 168 live cats admitted to the shelter in July: 67.3% were strays and 30.4% were owner surrendered.



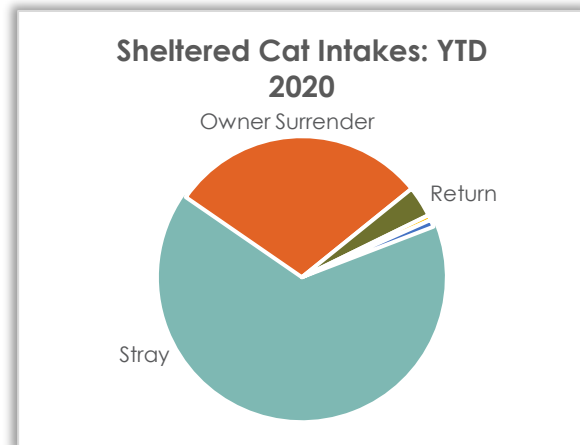
Cat Intake Reasons	July 2020		July 2019		July 2018	
Stray	113	67.3%	137	84.0%	155	86.6%
Owner Surrender	51	30.4%	19	11.7%	3	1.7%
Return	4	2.4%	5	3.1%	4	2.2%
Transfer	0	0%	2	1.2%	17	9.5%
Seized/Custody	0	0%	0	0%	0	0%
<b>Total</b>	<b>168</b>		<b>163</b>		<b>179</b>	

*Above data excludes Clinic and Service Intake data*

## Sheltered Cat Intake – Year-to-Date 2020

### Sheltered Cat Intakes

There were 845 live cats admitted to the shelter so far this year – 65.4% were strays and 29.6% were owner surrendered.



Cat Intake Reasons	YTD 2020		YTD 2019		YTD 2018	
Stray	553	65.4%	625	67.9%	776	78.0%
Owner Surrender	250	29.6%	200	21.7%	128	12.9%
Return	30	3.6%	22	2.4%	27	2.7%
Transfer	5	.59%	71	7.7%	63	6.3%
Seized/Custody	7	.83%	3	.33%	1	.10%
<b>Total</b>	<b>845</b>		<b>921</b>		<b>995</b>	

*Above data excludes Clinic and Service Intake data*



# July 2020 Shelter Report

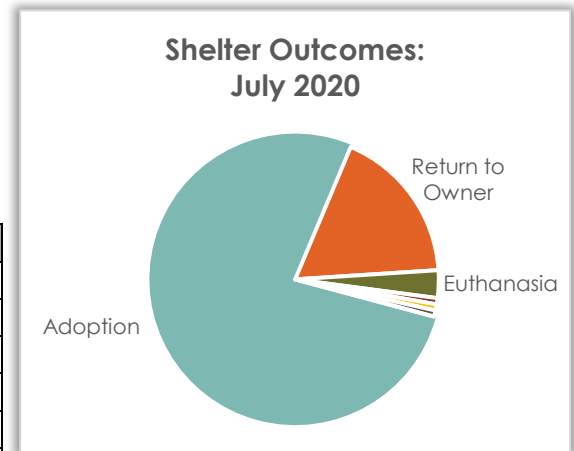


## Shelter Animal Outcome – July 2020

During July a total of 289 pets went home again; 223 pets were adopted, and 51 were returned to their owner.

Outcome Breakdown	July 2020		July 2019		July 2018	
Adoption	223	77.2%	234	74.1%	206	73.6%
Return to Owner	51	17.6%	56	17.7%	44	15.7%
Euthanasia	9	3.1%	21	6.6%	23	8.2%
Transfer Out	2	.69%	1	.32%	1	.36%
Died	2	.69%	3	.95%	5	1.8%
DOA	2	.69%	1	.32%	1	.36%
Admin Missing	0	0%	0	0%	0	0%
<b>Total</b>	<b>289</b>		<b>316</b>		<b>280</b>	

*Above data excludes Clinic and Service Outcome data*

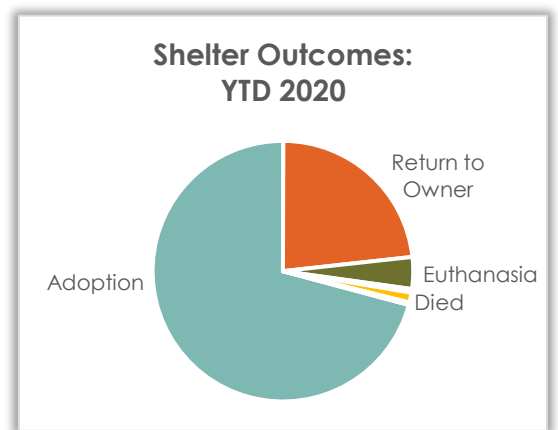


## Shelter Animal Outcome – YTD 2020

So far this year a total of 1,319 pets went home again! 935 pets were adopted, and 306 were returned to their owner.

Outcome Breakdown	YTD 2020		YTD 2019		YTD 2018	
Adoption	935	70.9%	1,131	73.3%	1,103	72.0%
Return to Owner	306	23.2%	319	20.7%	270	17.6%
Euthanasia	52	3.9%	68	4.4%	124	8.1%
Transfer Out	6	.45%	12	.78%	11	.72%
Died	16	1.2%	6	.39%	22	1.4%
DOA	4	.30%	8	.52%	3	.20%
Admin Missing	0	0%	0	0%	0	0%
<b>Total</b>	<b>1,319</b>		<b>1,544</b>		<b>1,533</b>	

*Above data excludes Clinic and Service Outcome data*





# July 2020 Shelter Report



## Sheltered Dog Outcome – July 2020

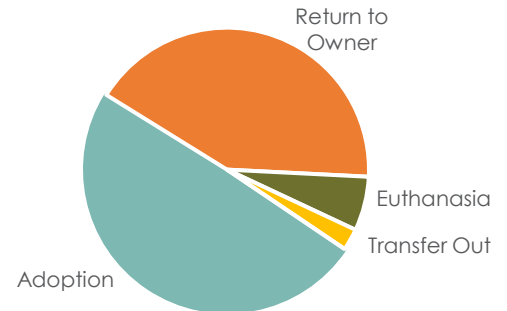
### Sheltered Dog Outcomes

Outcomes in July for dogs admitted to the shelter were primarily adoption (49.4%) and return to owner (42.0%).

Dog Outcome	July 2020		July 2019		July 2018	
Adoption	40	49.4%	59	59.0%	56	60.9%
Return to Owner	34	42.0%	34	34.0%	30	32.6%
Euthanasia	5	6.2%	6	6.0%	5	5.4%
Transfer Out	2	2.5%	1	1.0%	1	1.1%
Died	0	0%	0	0%	0	0%
DOA	0	0%	0	0%	0	0%
Admin Missing	0	0%	0	0%	0	0%
<b>Total</b>	<b>81</b>		<b>100</b>		<b>92</b>	

*Above data excludes Clinic and Service Outcome data*

Sheltered Dog Outcomes:  
July 2020



## Sheltered Dog Outcome – Year-to-Date 2020

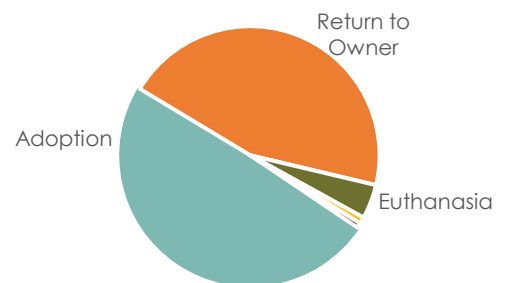
### Sheltered Dog Outcomes

Outcomes so far this year for sheltered dogs were primarily adoption (49.2%) and return to owner (45.1%).

Dog Outcome	YTD 2020		YTD 2019		YTD 2018	
Adoption	240	49.2%	389	58.4%	386	60.8%
Return to Owner	220	45.1%	247	37.1%	200	31.5%
Euthanasia	21	4.3%	28	4.2%	45	7.1%
Transfer Out	4	.82%	2	.30%	3	.47%
Died	3	.61%	0	0%	0	0%
DOA	0	0%	0	0%	1	.16%
Admin Missing	0	0%	0	0%	0	0%
<b>Total</b>	<b>488</b>		<b>666</b>		<b>635</b>	

*Above data excludes Clinic and Service Outcome data*

Sheltered Dog Outcomes: YTD  
2020





# July 2020 Shelter Report



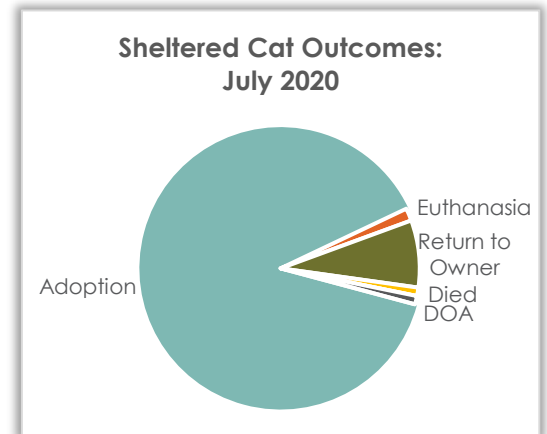
## Sheltered Cat Outcome – July 2020

### Sheltered Cat Outcomes

Outcomes in July for cats admitted at the shelter were primarily adoption (88.8%). 7.8% of the admitted cats were reclaimed by or returned to an owner.

Cat Outcome	July 2020		July 2019		July 2018	
Adoption	182	88.8%	175	81.0%	149	79.7%
Euthanasia	3	1.5%	15	6.9%	18	9.6%
Return to Owner	16	7.8%	22	10.2%	14	7.5%
Died	2	1.0%	3	1.4%	5	2.7%
Transfer Out	0	0%	0	0%	0	0%
DOA	2	1.0%	1	.46%	1	.53%
Admin Missing	0	0%	0	0%	0	0%
<b>Total</b>	<b>205</b>		<b>216</b>		<b>187</b>	

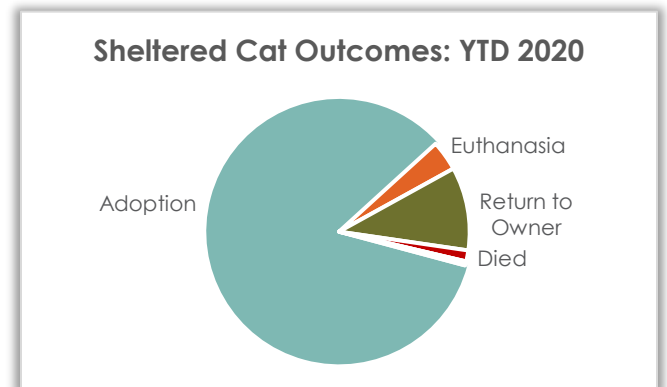
*Above data excludes Clinic and Service Outcome data*



## Sheltered Cat Outcome – Year-to-Date 2020

### Sheltered Cat Outcomes

Outcomes so far this year for sheltered cats were primarily adoption (84.1%). 3.7% of the admitted cats were reclaimed by or returned to an owner.



Cat Outcome	YTD 2020		YTD 2019		YTD 2018	
Adoption	676	84.1%	739	84.7%	708	79.9%
Euthanasia	30	3.7%	41	4.7%	77	8.7%
Return to Owner	83	10.3%	71	8.1%	70	7.9%
Died	11	1.4%	6	.69%	22	2.5%
Transfer Out	0	0%	8	.92%	7	.79%
DOA	4	.50%	8	.92%	2	.23%
Admin Missing	0	0%	0	0%	0	0%
<b>Total</b>	<b>804</b>		<b>873</b>		<b>886</b>	

*Above data excludes Clinic and Service Outcome data*



# July 2020 Shelter Report



## Clinic Operations – July 2020

### Clinic – Client Metrics

Clinic Clients	Successful Surgeries
Public Clients	87
Albert's Dog Lounge	1
Boone County Animal Services	25
Care for Pets	24
Community Cat	9
HSSW	188
PAWS Humane Society	47
Touched by a Paw	4
<b>Total</b>	<b>385</b>

### Clinic - Spay/Neuter Surgeries Totals

	Dog	Cat	Rabbit	
Spay	14	187	0	201
Neuter	25	159	0	184
<b>Total</b>	<b>39</b>	<b>346</b>	<b>0</b>	<b>385</b>

### Clinic – Vaccine Totals

Vaccines	Number Administered
Bordatella – Oral	30
DA2PP	61
DA2PP/Lepto	9
FVRCP	114
Rabies (1-year)	183
Rabies (3-year)	30
<b>Total</b>	<b>427</b>



## July 2020 Shelter Report



### Clinic – Service Totals

Services	Number Provided
Biopsy	1
CBC (In House)	1
CBC/Chemistry – send out	2
CVI	3
Chemistry (In House)	1
Clip & Clean Wounds	2
Cryptorchid Surgery	1
Dental Prophylaxis	14
Ear Cleaning	4
Ear Cleaning (complimentary)	6
Ear Tip	32
Exam, Physical	7
Eye Enucleation	2
Fecal Test	3
FelV/FIV Test	15
Heartworm Test	18
Heartworm Treatment	1
Hernia Repair (Umbilical)	2
Idexx Snap 4Dx Test	2
Mass Removal – Level 1	1
Microchip Insertion (client provided chip)	23
Miscellaneous	5
Nail Trim	1
Nail Trim (Complimentary)	1
Recheck	2
Tooth Extraction – Level 1	1
Tooth Extraction – Level 2	4
Urinalysis	1
<b>Total</b>	<b>156</b>