



June 2020 Shelter Report



Total Live Animal Admission – June 2020

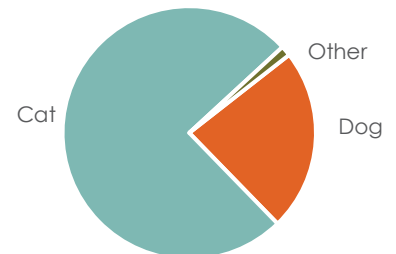
Animals Admitted

During June, 232 animals were admitted. Of the animals taken in, 23.3% were dogs and 75.4% were cats.

Animal	June 2020		June 2019		June 2018	
Dog	54	23.3%	112	36.6%	97	38.2%
Cat	175	75.4%	194	63.4%	154	60.6%
Other	3	1.3%	0	0%	3	1.2%
Total	232		306		254	

Above data excludes Clinic and Service Intake data

Animals Admitted:
June 2020

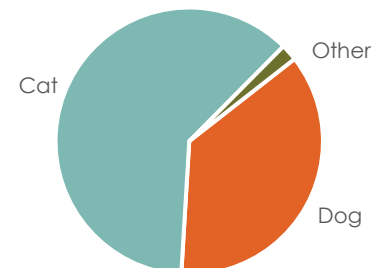


Total Live Animal Admission – Year-to-Date 2020

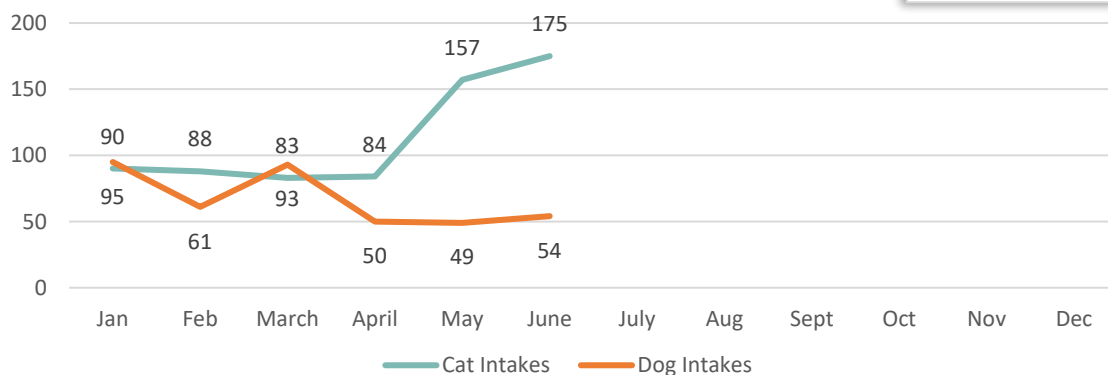
Animals Admitted

So far in 2020, 1,101 animals have been admitted. Of the 1,101 animals taken in, 36.5% were dogs and 61.5% were cats. Other intakes (2.0%) were other pets – primarily guinea pigs and domestic rabbits.

Animals Admitted: YTD 2020



Animals Admitted: 2020 Monthly Intake



Animal	YTD 2020		YTD 2019		YTD 2018	
Dog	402	36.5%	579	43.1%	531	39.1%
Cat	677	61.5%	758	56.4%	816	60.1%
Other	22	2.0%	6	.45%	11	.81%
Total	1,101		1,343		1,358	

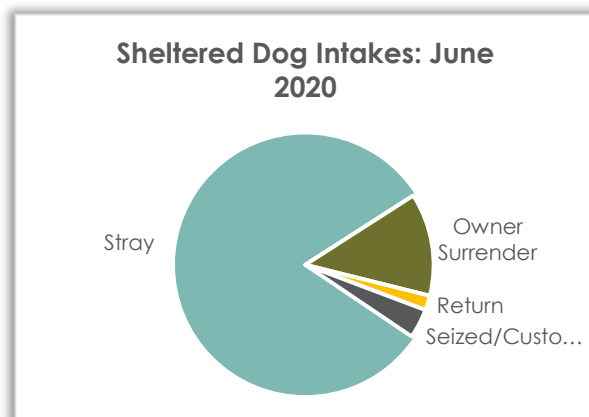
Above data excludes Clinic and Service Intake data



Sheltered Dog Intake – June 2020

Sheltered Dog Intakes

There were 54 live dogs admitted to the shelter in June: 81.5% were strays, 13.0% were owner surrenders, and 0.0% were transferred in from other shelters and/or rescues.



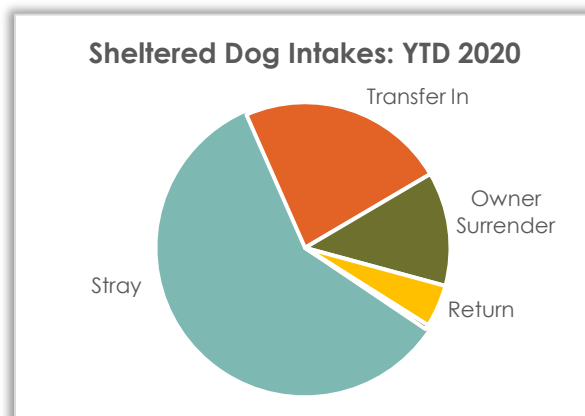
Dog Intake Reason	June 2020		June 2019		June 2018	
Stray	44	81.5%	75	67.0%	54	55.7%
Transfer In	0	0%	20	17.9%	31	32.0%
Owner Surrender	7	13.0%	8	7.1%	7	7.2%
Return	1	1.9%	4	3.6%	4	4.1%
Seized/Custody	2	3.7%	5	4.5%	1	1.0%
Total	54		112		97	

Above data excludes Clinic and Service Intake data

Sheltered Dog Intake – Year-to-Date 2020

Sheltered Dog Intakes

So far in 2020, there have been 402 live dogs admitted to the shelter: 59.0% were strays, 12.7% were owner surrenders, and 23.1% were transferred in from other shelters and/or rescues.



Dog Intake Reason	YTD 2020		YTD 2019		YTD 2018	
Stray	237	59.0%	303	52.3%	267	50.3%
Transfer In	93	23.1%	168	29.0%	178	33.5%
Owner Surrender	51	12.7%	66	11.4%	52	9.8%
Return	19	4.7%	21	3.6%	24	4.5%
Seized/Custody	2	.50%	21	3.6%	10	1.9%
Total	402		579		531	

Above data excludes Clinic and Service Intake data



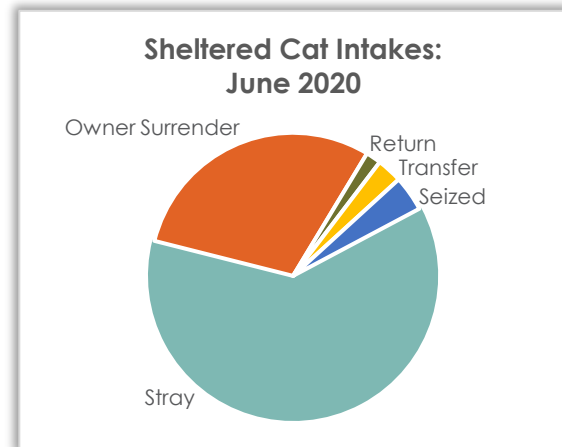
June 2020 Shelter Report



Sheltered Cat Intake – June 2020

Sheltered Cat Intakes

There were 175 live cats admitted to the shelter in June: 61.7% were strays and 29.7% were owner surrendered.



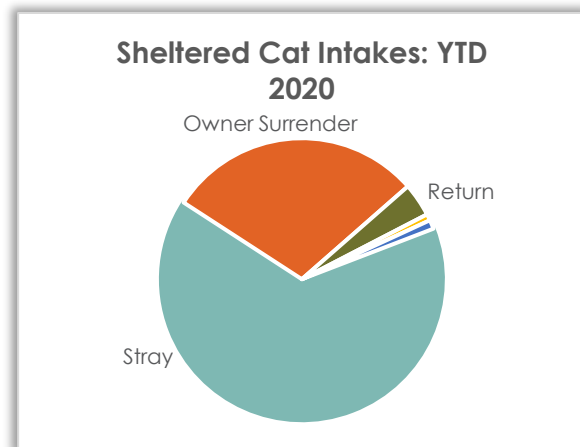
Cat Intake Reasons	June 2020		June 2019		June 2018	
Stray	108	61.7%	137	70.6%	133	86.4%
Owner Surrender	52	29.7%	49	25.3%	15	9.7%
Return	3	1.7%	7	3.6%	5	3.2%
Transfer	5	2.9%	1	.52%	1	.65%
Seized/Custody	7	4.0%	0	0%	0	0%
Total	175		194		154	

Above data excludes Clinic and Service Intake data

Sheltered Cat Intake – Year-to-Date 2020

Sheltered Cat Intakes

There were 677 live cats admitted to the shelter so far this year – 65.0% were strays and 29.4% were owner surrendered.



Cat Intake Reasons	YTD 2020		YTD 2019		YTD 2018	
Stray	440	65.0%	488	64.4%	621	76.1%
Owner Surrender	199	29.4%	181	23.9%	125	15.3%
Return	26	3.8%	17	2.2%	23	2.8%
Transfer	5	.74%	69	9.1%	46	5.6%
Seized/Custody	7	1.0%	3	.40%	1	.12%
Total	677		758		816	

Above data excludes Clinic and Service Intake data



June 2020 Shelter Report

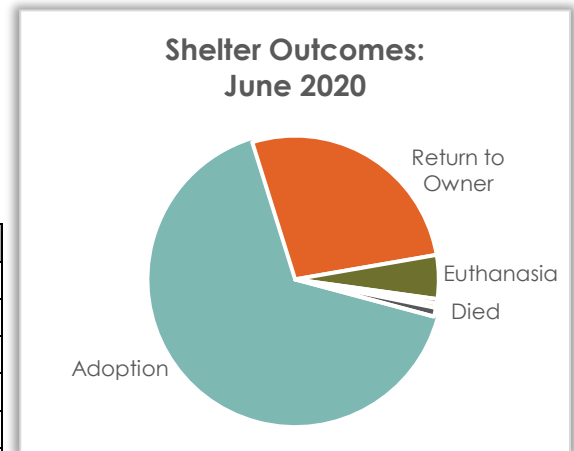


Shelter Animal Outcome – June 2020

During June a total of 203 pets went home again; 134 pets were adopted, and 55 were returned to their owner.

Outcome Breakdown	June 2020		June 2019		June 2018	
Adoption	134	66.0%	161	67.6%	191	75.2%
Return to Owner	55	27.1%	65	27.3%	42	16.5%
Euthanasia	10	4.9%	8	3.4%	17	6.7%
Transfer Out	1	.49%	2	.84%	2	.79%
Died	1	.49%	1	.42%	2	.79%
DOA	2	.99%	1	.42%	0	0%
Admin Missing	0	0%	0	0%	0	0%
Total	203		238		276	

Above data excludes Clinic and Service Outcome data

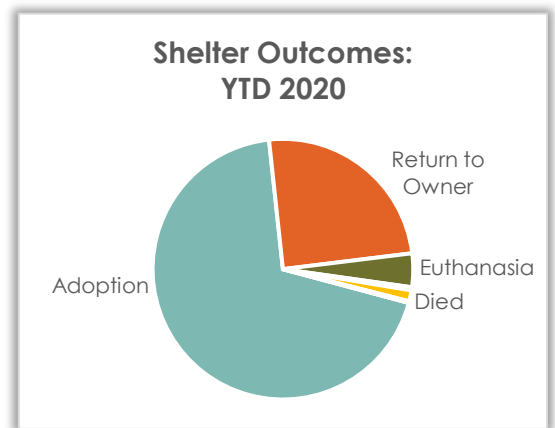


Shelter Animal Outcome – YTD 2020

So far this year a total of 1,030 pets went home again! 712 pets were adopted, and 255 were returned to their owner.

Outcome Breakdown	YTD 2020		YTD 2019		YTD 2018	
Adoption	712	69.1%	897	73.0%	897	70.4%
Return to Owner	255	24.8%	263	21.4%	226	17.7%
Euthanasia	43	4.2%	47	3.8%	101	7.9%
Transfer Out	4	.39%	11	.90%	10	.78%
Died	14	1.4%	3	.24%	17	1.3%
DOA	2	.19%	7	.57%	2	.16%
Admin Missing	0	0%	0	0%	0	0%
Total	1,030		1,228		1,275	

Above data excludes Clinic and Service Outcome data





June 2020 Shelter Report



Sheltered Dog Outcome – June 2020

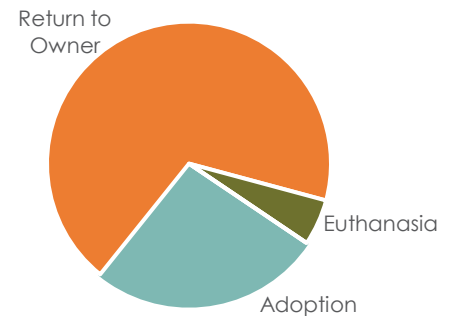
Sheltered Dog Outcomes

Outcomes in June for dogs admitted to the shelter were primarily adoption (26.3%) and return to owner (68.4%).

Dog Outcome	June 2020		June 2019		June 2018	
Adoption	15	26.3%	46	45.1%	57	60.6%
Return to Owner	39	68.4%	51	50.0%	29	30.9%
Euthanasia	3	5.3%	5	4.9%	6	6.4%
Transfer Out	0	0%	0	0%	2	2.1%
Died	0	0%	0	0%	0	0%
DOA	0	0%	0	0%	0	0%
Admin Missing	0	0%	0	0%	0	0%
Total	57		102		94	

Above data excludes Clinic and Service Outcome data

Sheltered Dog Outcomes:
June 2020



Sheltered Dog Outcome – Year-to-Date 2020

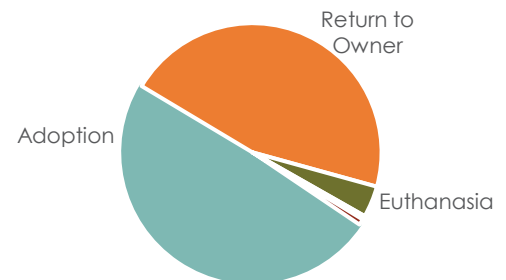
Sheltered Dog Outcomes


Outcomes so far this year for sheltered dogs were primarily adoption (49.1%) and return to owner (45.7%).

Dog Outcome	YTD 2020		YTD 2019		YTD 2018	
Adoption	200	49.1%	330	58.3%	330	60.8%
Return to Owner	186	45.7%	213	37.6%	170	31.3%
Euthanasia	16	3.9%	22	3.9%	40	7.4%
Transfer Out	2	.49%	1	.18%	2	.37%
Died	3	.74%	0	0%	0	0%
DOA	0	0%	0	0%	1	.18%
Admin Missing	0	0%	0	0%	0	0%
Total	407		566		543	

Above data excludes Clinic and Service Outcome data

Sheltered Dog Outcomes: YTD
2020





June 2020 Shelter Report



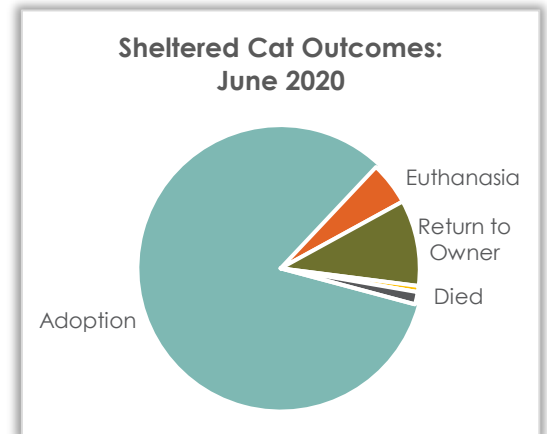
Sheltered Cat Outcome – June 2020

Sheltered Cat Outcomes

Outcomes in June for cats admitted at the shelter were primarily adoption (82.9%). 10.0% of the admitted cats were reclaimed by or returned to an owner.

Cat Outcome	June 2020		June 2019		June 2018	
Adoption	116	82.9%	113	85.6%	132	84.1%
Euthanasia	7	5.0%	3	2.3%	10	6.4%
Return to Owner	14	10.0%	14	10.6%	13	8.3%
Died	1	.71%	1	.76%	2	1.3%
Transfer Out	0	0%	0	0%	0	0%
DOA	2	1.4%	1	.76%	0	0%
Admin Missing	0	0%	0	0%	0	0%
Total	140		132		157	

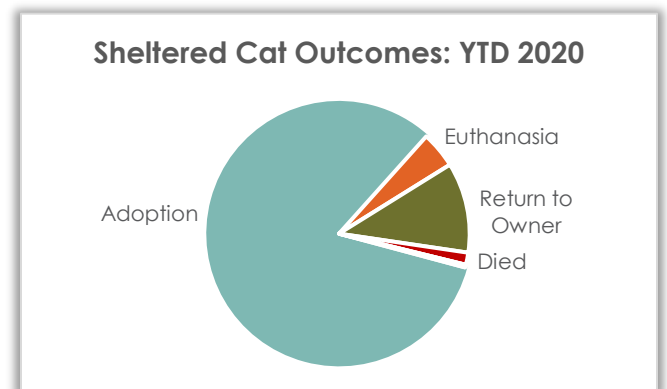
Above data excludes Clinic and Service Outcome data



Sheltered Cat Outcome – Year-to-Date 2020

Sheltered Cat Outcomes

Outcomes so far this year for sheltered cats were primarily adoption (82.5%). 4.5% of the admitted cats were reclaimed by or returned to an owner.



Cat Outcome	YTD 2020		YTD 2019		YTD 2018	
Adoption	494	82.5%	564	85.8%	559	80.0%
Euthanasia	27	4.5%	26	4.0%	59	8.4%
Return to Owner	67	11.2%	49	7.5%	56	8.0%
Died	9	1.5%	3	.46%	17	2.4%
Transfer Out	0	0%	8	1.2%	7	1.0%
DOA	2	.33%	7	1.1%	1	.14%
Admin Missing	0	0%	0	0%	0	0%
Total	599		657		699	

Above data excludes Clinic and Service Outcome data



June 2020 Shelter Report



Clinic Operations – June 2020

Clinic – Client Metrics

Clinic Clients	Successful Surgeries
Public Clients	70
A Little R&R Animal Sanctuary	6
Boone County Animal Services	15
Care for Pets	33
Community Cat	12
HSSW	102
Internet Miniature Pinscher Service	1
PAWS Humane Society	28
The Labrador Connection	4
Touched by a Paw	5
Total	276

Clinic - Spay/Neuter Surgeries Totals

	Dog	Cat	Rabbit	
Spay	21	116	2	139
Neuter	20	119	0	139
Total	41	235	2	278

Clinic – Vaccine Totals

Vaccines	Number Administered
Bordatella – Oral	40
DA2PP	67
DA2PP/Lepto	2
FVRCP	115
Leptospirosis	3
Rabies (1-year)	171
Rabies (3-year)	30
Total	428



June 2020 Shelter Report



Clinic – Service Totals

Services	Number Provided
Amputation	1
CBC/Chemistry – send out	6
CVI	2
Clip & Clean Wounds	2
Dental Prophylaxis	13
Ear Cleaning (complimentary)	5
Ear Tip	59
Exam, Physical	8
Fecal Test	3
FeLV/FIV Test	17
Heartworm Test	26
Hernia Repair	2
Idexx Snap 4Dx Test	4
Mass Removal – Level 1	1
Mass Removal – Level 2	1
Microchip Insertion (client provided chip)	38
Miscellaneous	1
Nail Trim (Complimentary)	10
Recheck	2
Sedation Only	2
Skin Scrape Test	1
T4	1
Tooth Extraction – Level 1	3
Tooth Extraction – Level 2	6
Total	214