



March 2019 Shelter Report



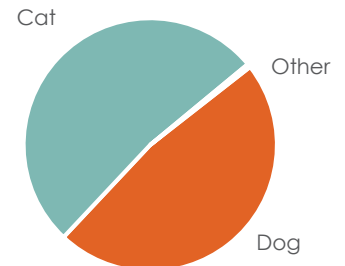
Total Live Animal Admission – March 2019

Animals Admitted

During March, 225 animals were admitted. Of the animals taken in, 47.55% were dogs and 52% were cats. Other intake (.44%) was one pheasant.

Animal	March 2019		March 2018		March 2017	
Dog	107	47.55%	109	48.87%	105	40.85%
Cat	117	52%	124	55.6%	150	58.36%
Other	1	.44%	0		2	.77%
Total	225		233		257	

Animals Admitted: March 2019

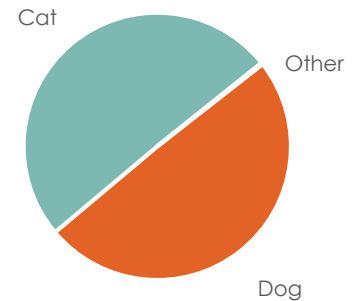


Total Live Animal Admission – Year-to-Date 2019

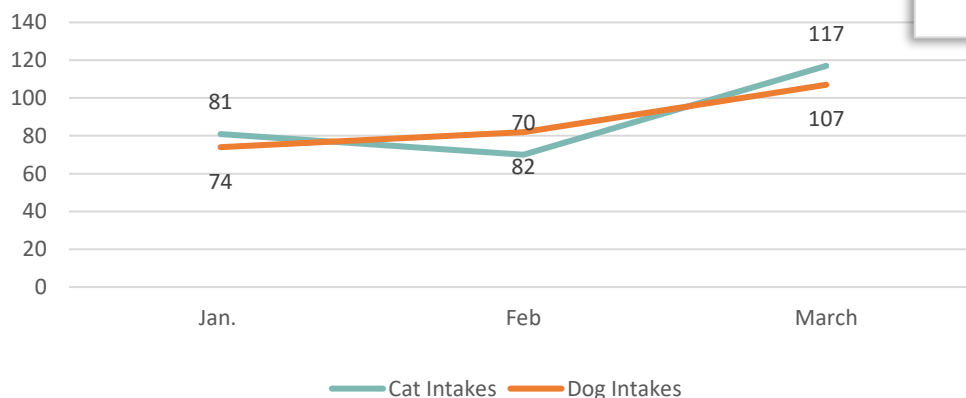
Animals Admitted

So far in 2019 532 animals have been admitted. Of the 532 animals taken in, 49.43% were dogs and 50.37% were cats. Other intake (.18%) was one pheasant.

Animals Admitted: YTD 2019



Animals Admitted: 2019 Monthly Intake



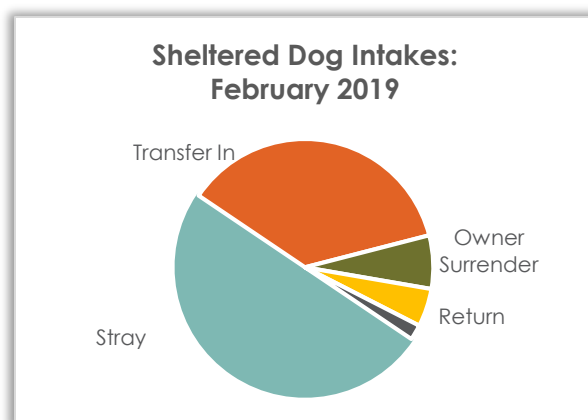
Animal	YTD 2019		YTD 2018		YTD 2017	
Dog	263	49.43%	321	43.02%	261	38.26%
Cat	268	50.37%	421	56.43%	418	61.29%
Other	1	.18%	4	.53%	3	.43%
Total	532		746		682	



Sheltered Dog Intake – March 2019

Sheltered Dog Intakes

There were 104 live dogs admitted to the shelter in March: 50% were strays, 6.73% were owner surrenders, and 36.53% were transferred in from other shelters and/or rescues.

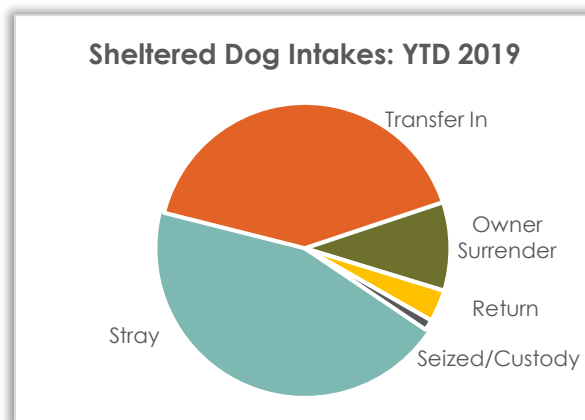


Dog Intake Reason	March 2019		March 2018		March 2017	
Stray	52	50%	54	51.92%	47	54.02%
Transfer In	38	36.53%	31	29.8%	27	31.03%
Owner Surrender	7	6.73%	15	14.42%	7	8.04%
Return	5	4.8%	3	2.88%	6	6.89%
Seized/Custody	2	1.92%	1	.96%	0	
Total	104		104		87	

Sheltered Dog Intake – Year-to-Date 2019

Sheltered Dog Intakes

So far in 2019 there have been 254 live dogs admitted to the shelter: 44.48% were strays, 9.84% were owner surrenders, and 40.94% were transferred in from other shelters and/or rescues.



Dog Intake Reason	YTD 2019		YTD 2018		YTD 2017	
Stray	113	44.48%	121	48.2%	135	58.69%
Transfer In	104	40.94%	85	33.86%	63	27.39%
Owner Surrender	25	9.84%	27	10.75%	11	4.78%
Return	9	3.54%	10	3.98%	17	7.39%
Seized/Custody	3	1.18%	8	3.18%	4	1.73%
Total	254		251		230	



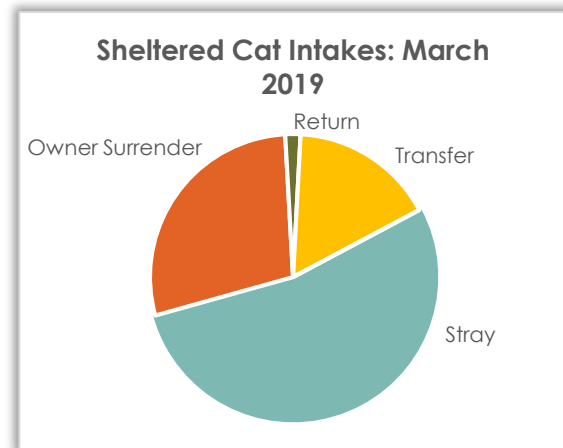
March 2019 Shelter Report

Sheltered Cat Intake – March 2019



Sheltered Cat Intakes

There were 116 live cats admitted to the shelter in March: 53.44% were strays and 28.44% were owner surrendered.

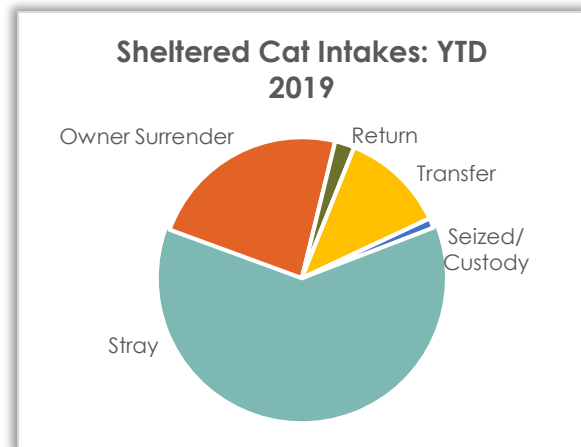


Cat Intake Reasons	March 2019		March 2018		March 2017	
Stray	62	53.44%	69	68.31%	63	72.41%
Owner Surrender	33	28.44%	24	23.76%	23	26.43%
Return	2	1.72%	1	.99%	1	1.14%
Transfer	19	16.37%	7	6.93%	0	
Seized/Custody	0		0		0	
Total	116		101		87	

Sheltered Cat Intake – Year-to-Date 2019

Sheltered Cat Intakes

There were 267 live cats admitted to the shelter so far this year 61.42% were strays and 23.22% were owner surrendered.



Cat Intake Reasons	YTD 2019		YTD 2018		YTD 2017	
Stray	164	61.42%	200	76.33%	172	71.36%
Owner Surrender	62	23.22%	42	16.03%	60	24.89%
Return	6	2.24%	10	3.81%	8	3.31%
Transfer	32	11.98%	10	3.81%	1	.41%
Seized/Custody	3	1.12%	0		0	
Total	267		262		241	



March 2019 Shelter Report

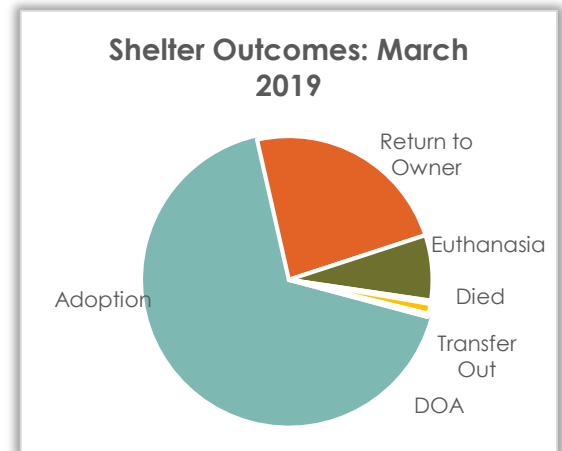


Shelter Animal Outcome – March 2019

During March a total of 204 pets went home again; 149 pets were adopted and 40 were returned to their owner.

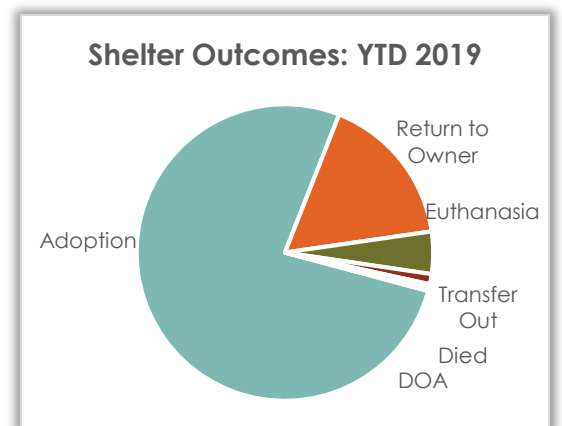
Outcome Breakdown	March 2019	March 2018	March 2017
Adoption	149 73.03%	129 70.87%	148 74.74%
Return to Owner	40 19.6%	38 20.87%	35 17.67%
Euthanasia	12 5.88%	14 7.69%	6 3.03%
Transfer Out	2 .98%	0	5 2.52%
Died	1 .49%	1 1.09%	4 2.02%
DOA	0	0	0
Admin Missing	0	0	0
Total	204	182	198

Numbers exclude Clinic Outcomes



Shelter Animal Outcome – YTD 2019

During March a total of 508 pets went home again! 417 pets were adopted and 91 were returned to their owner.



Outcome Breakdown	YTD 2019	YTD 2018	YTD 2017
Adoption	417 76.79%	373 71.59%	379 68.78%
Return to Owner	91 16.75%	96 18.42%	98 17.78%
Euthanasia	25 4.6%	49 9.4%	34 6.17%
Transfer Out	6 1.1%	2 .38%	29 5.26%
Died	2 .36%	0	7 1.27%
DOA	2 .36%	1 .19%	2 .36%
Admin Missing	0	0	2 .36%
Total	543	521	551

Numbers exclude Clinic Outcomes

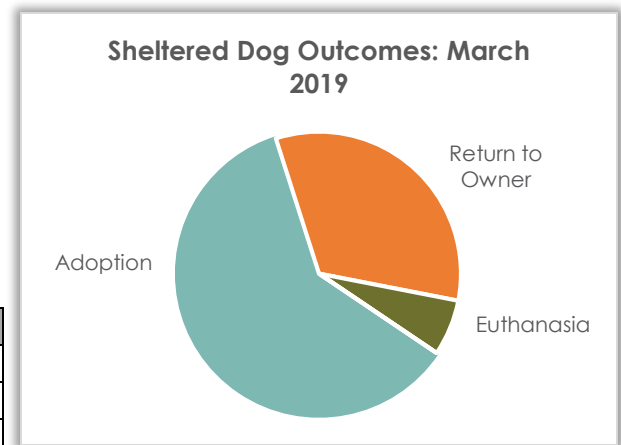


Sheltered Dog Outcome – March 2019

Sheltered Dog Outcomes

Outcomes for dogs admitted to the shelter in March were primarily adoption (60.63%) and return to owner (32.97%).

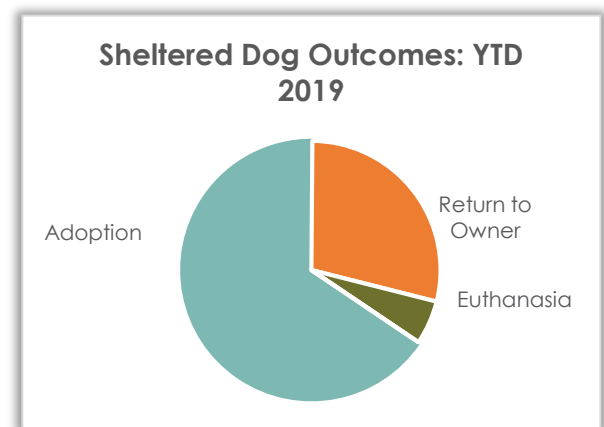
Dog Outcome	March 2019		March 2018		March 2017	
Adoption	57	60.63%	59	60.2%	66	64.7%
Return to Owner	31	32.97%	30	30.61%	30	29.41%
Euthanasia	6	6.38%	9	9.18%	3	2.94%
Transfer Out	0		0		3	2.94%
Died	0		0		0	
DOA	0		0		0	
Admin Missing	0		0		0	
Total	94		98		102	



Sheltered Dog Outcome – Year-to-Date 2019

Sheltered Dog Outcomes

Outcomes for dogs admitted to the shelter so far this year were primarily adoption (65.67%) and return to owner (28.81%).



Dog Outcome	YTD 2019		YTD 2018		YTD 2017	
Adoption	155	65.67%	153	60.23%	142	59.16%
Return to Owner	68	28.81%	76	29.92%	81	33.75%
Euthanasia	13	5.5%	25	9.84%	13	5.41%
Transfer Out	0		0		4	1.66%
Died	0		0		0	
DOA	0		0		0	
Admin Missing	0		0		0	
Total	236		254		240	

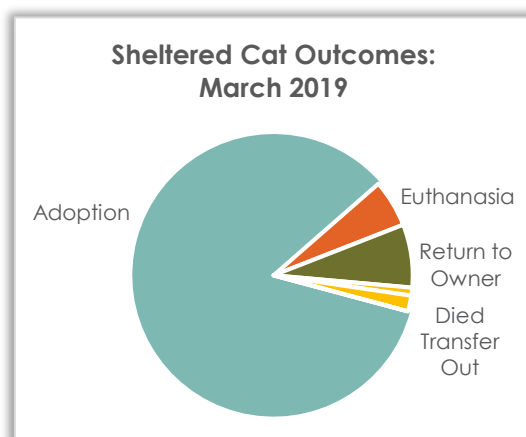


Sheltered Cat Outcome – March 2019

Sheltered Cat Outcomes

Outcomes for cats admitted at the shelter were primarily adoption (84.4%). 7.33% of the admitted cats were reclaimed by or returned to an owner.

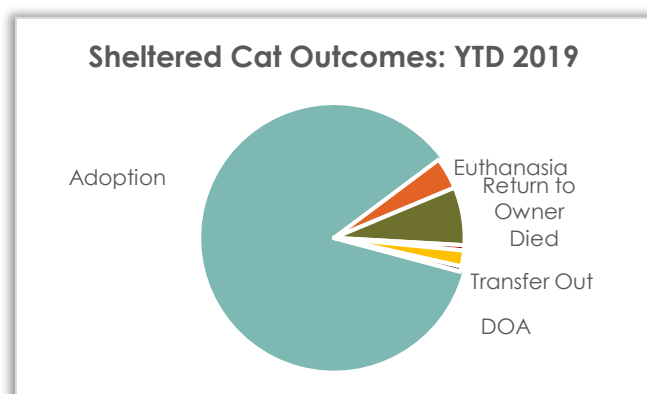
Cat Outcome	March 2019		March 2018		March 2017	
Adoption	92	84.4%	70	84.33%	80	85.1%
Euthanasia	6	5.5%	5	6.02%	3	3.19%
Return to Owner	8	7.33%	7	8.43%	5	5.31%
Died	1	.91%	1	1.2%	4	4.25%
Transfer Out	2	1.83%	0		2	2.12%
DOA	0		0		0	
Admin Missing	0		0		0	
Total	109		83		94	



Sheltered Cat Outcome – Year-to-Date 2019

Sheltered Cat Outcomes

Outcomes for cats admitted at the shelter were primarily adoption (85.62%). 7.18% of the admitted cats were reclaimed by or returned to an owner.



Cat Outcome	YTD 2019		YTD 2018		YTD 2017	
Adoption	262	85.62%	216	82.12%	235	76.29%
Euthanasia	12	3.92%	24	9.12%	21	6.81%
Return to Owner	22	7.18%	20	7.6%	17	5.51%
Died	2	.65%	1	.38%	7	2.27%
Transfer Out	6	1.96%	1	3.8%	24	7.79%
DOA	2	.65%	1	3.8%	2	.64%
Admin Missing	0		0		2	.64%
Total	306		263		308	



March 2019 Shelter Report



Clinic Operations – March 2019

Clinic – Client Metrics

Clinic Clients	Successful Surgeries
Public Clients	0
A Little R&R Animal Sanctuary	0
Albert's Dog Lounge	0
Care for Pets	0
Community Cat	3
HSSW	85
Kadlec Ranch Rescue	2
Mending Hearts Rescue	0
Paddy's Paws	0
PAWS Humane Society	0
The Labrador Connection	0
Touched by a Paw	0
Total	90

February - 222 Surgeries

Clinic - Spay/Neuter Surgeries Totals

	Dog	Cat	Rabbit	
Spay	17	28	0	55
Neuter	20	25	0	45
Total	37	53	0	90

Clinic – Vaccine Totals

Vaccines	Number Administered
Bordetella Vaccine - Oral	0
Canine Influenza H3N2 Vaccine	1
DA2PP vaccine	0
DA2PP/Lepto	0
FVRCP vaccine	5
Leptospirosis vaccine	1
Lyme disease vaccine	0
Rabies 1 year vaccine	5
Rabies 3 year vaccine	0
Total	12

February – 331 Vaccines



March 2019 Shelter Report



Clinic – Service Totals

Services	Number Provided
Amputation	0
Anal Gland Expression	0
Anesthesia	0
Certified Veterinary Inspection	1
Cherry Eye Repair	0
Debride	1
Ear Cleaning	0
Ear Cytology	0
Ear Tip	2
Electrolyte Panel	0
Euthanasia	0
Eye Enucleation	0
Eye Exam	0
Eye Stain	0
Fecal Test	0
FelV/FIV Test	3
Giardia Test	0
Health Exam	0
Heartworm 4Dx Test	0
Heartworm Test	0
Hernia Repair – Inguinal	0
Hernia Repair Dog (with surgery)	0
Hospitalization Charge	0
Idexx Snap 4Dx Test	0
IV Catheter	0
Microchip insertion	3
Miscellaneous	0
Nail Trim	4
Packed Cell Volume & Total Solids Test	0
Parvovirus Test	1
Recheck	0
Schirmer Tear Test	0
Sedation only	1
Tooth Extraction- Level 1	0
Tooth Extraction- Level 2	0
Tooth Extraction- Level 3	0
Urine Analysis	0
Wound Care	0
Total	16

February – 162 Vaccines