



October 2018 Shelter Report



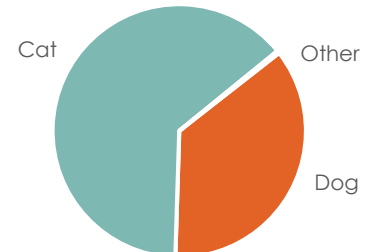
Total Live Animal Admission – October 2018

Animals Admitted

During October 319 animals were admitted. Of the animals taken in, 36.05% were dogs and 63.63% were cats. Other intakes (.31%) was one hamster.

Animal	October 2018		October 2017		October 2016	
Dog	115	36.05 %	110	25.76%	117	31.45%
Cat	203	63.63%	312	73.06%	255	69.35%
Other	1	.31%	5	1.17%	0	
Total	319		427		372	

Animals Admitted: October 2018

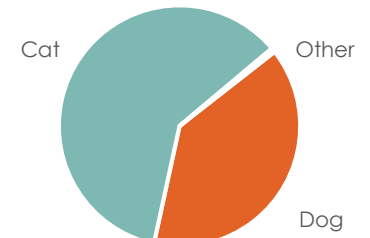


Total Live Animal Admission – Year-to-Date 2018

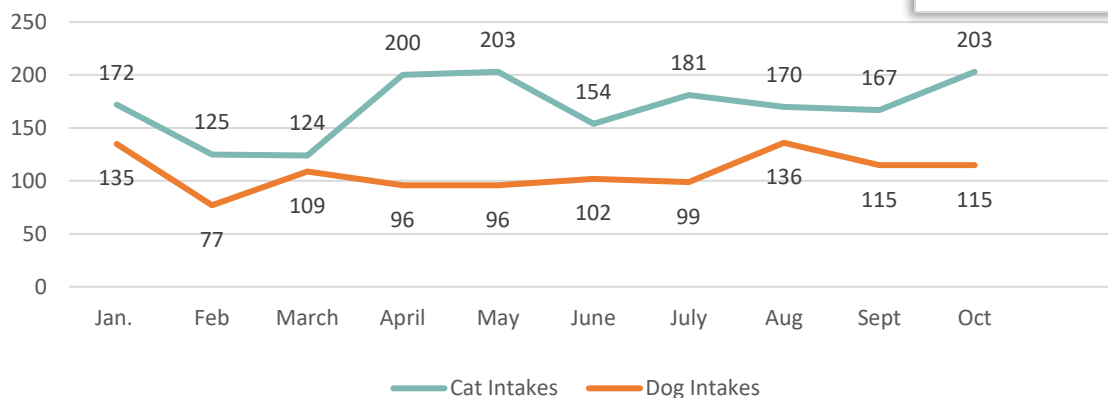
Animals Admitted

So far in 2018 2,795 animals have been admitted. Of the 2,795 animals taken in, 38.64% were dogs and 60.82% were cats. Other intakes (.53%) were other pets- primarily domestic rabbits.


Animals Admitted: YTD 2018



Animals Admitted: 2018 Monthly Intake



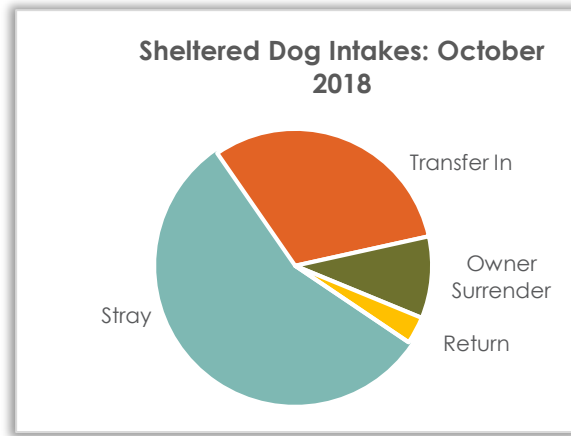
Animal	YTD 2018		YTD 2017		YTD 2016	
Dog	1,080	38.64%	1,139	31.86%	1,211	34.32%
Cat	1700	60.82%	2,415	67.55%	2,308	65.41%
Other	15	.53%	21	.58%	9	.25%
Total	2,795		3,575		3,528	



Sheltered Dog Intake – October 2018

Sheltered Dog Intakes

There were 115 live dogs admitted to the shelter in October: 63.47% were strays, 4.34% were owner surrenders, and 25.21% were transferred in from other shelters and/or rescues.

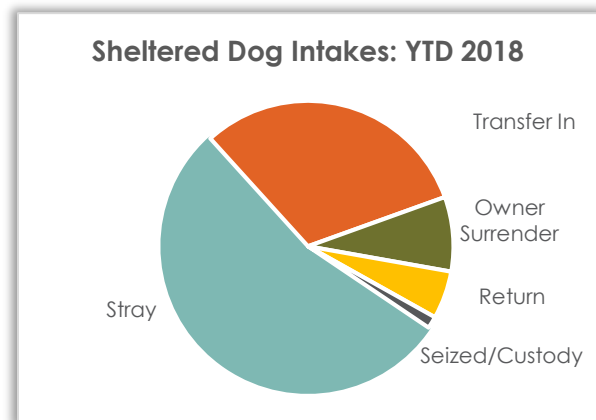


Dog Intake Reason	October 2018		October 2017		October 2016	
Stray	73	63.47%	55	71.42%	52	44.44%
Transfer In	29	25.21%	7	9.09%	53	45.29%
Owner Surrender	5	4.34%	12	15.58%	5	4.27%
Return	7	6.08%	3	3.89%	7	5.98%
Seized/Custody	1	.86%	0		0	
Total	115		77		117	

Sheltered Dog Intake – Year-to-Date 2018

Sheltered Dog Intakes

So far in 2018 there have been 977 live dogs admitted to the shelter: 53.83% were strays, 8.29% were owner surrenders, and 31.21% were transferred in from other shelters and/or rescues.



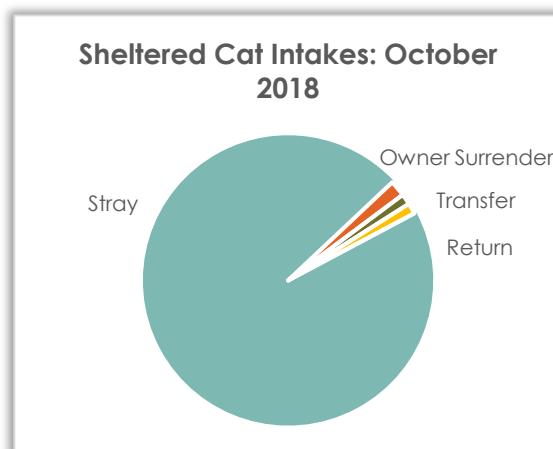
Dog Intake Reason	YTD 2018		YTD 2017		YTD 2016	
Stray	526	53.83%	582	63.12%	513	54.74%
Transfer In	305	31.21%	244	29.46%	310	33.08%
Owner Surrender	81	8.29%	50	5.42%	59	6.29%
Return	52	5.32%	37	4.01%	31	3.3%
Seized/Custody	13	1.33%	9	.97%	24	2.56%
Total	977		922		937	



Sheltered Cat Intake – October 2018

Sheltered Cat Intakes

There were 203 live cats admitted to the shelter in October: 80.29% were strays and 2.46% were owner surrendered.

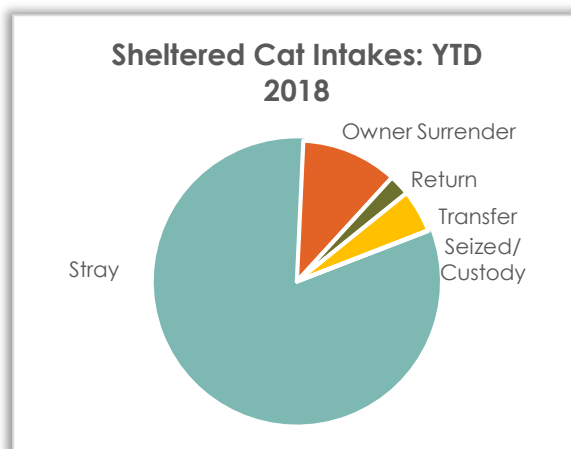


Cat Intake Reasons	October 2018		October 2017		October 2016	
Stray	163	80.29%	168	92.81%	192	92.75%
Owner Surrender	5	2.46%	10	5.52%	10	4.83%
Return	4	1.97%	3	1.65%	5	2.41%
Transfer	31	15.27%	0		0	
Seized/Custody	0		0		0	
Total	203		181		207	


Sheltered Cat Intake – Year-to-Date 2018

Sheltered Cat Intakes

There were 1,532 live cats admitted to the shelter so far this year 81.39% were strays and 9.92% were owner surrendered.



Cat Intake Reasons	YTD 2018		YTD 2017		YTD 2016	
Stray	1,247	81.39%	1,308	85.82%	1,316	85.45%
Owner Surrender	152	9.92%	177	11.61%	173	11.23%
Return	36	2.34%	34	2.23%	33	2.14%
Transfer	96	6.26%	3	.19%	18	1.16%
Seized/Custody	1	.06%	2	.13%	0	
Total	1,532		1,524		1,540	



October 2018 Shelter Report



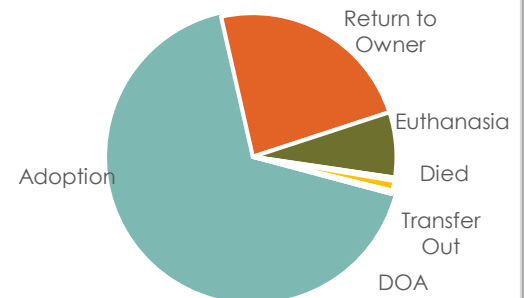
Shelter Animal Outcome – October 2018

During October a total of 327 pets went home again; 239 pets were adopted and 50 were returned to their owner.

Outcome Breakdown	October 2018	October 2017	October 2016
Adoption	239 73.08%	222 71.61%	215 72.88%
Return to Owner	50 15.29%	50 16.12%	46 15.59%
Euthanasia	29 8.86%	26 8.38%	14 4.74%
Transfer Out	3 .91%	8 2.58%	13 4.4%
Died	5 1.52%	4 1.29%	4 1.35%
DOA	1 .3%	0	2 .67%
Admin Missing	0	0	1 .33%
Total	327	310	295

Numbers exclude Clinic Outcomes

Shelter Outcomes: October 2018



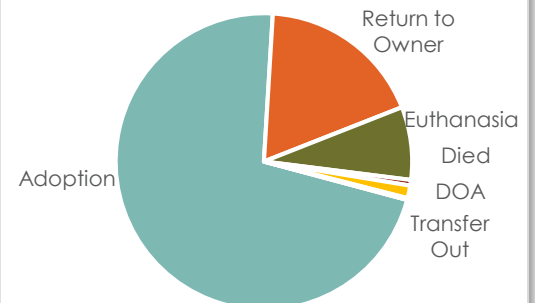
Shelter Animal Outcome – YTD 2018

During October a total of 2,440 pets went home again! 1,756 pets were adopted and 432 were returned to their owner.

Outcome Breakdown	YTD 2018	YTD 2017	YTD 2016
Adoption	1,756 71.96%	1,686 68.42%	1,707 70.80%
Return to Owner	432 17.70%	477 19.35%	443 18.37%
Euthanasia	197 8.07%	212 8.6%	141 5.84%
Transfer Out	16 .65%	48 1.94%	76 3.15%
Died	34 1.39%	31 1.25%	33 1.36%
DOA	5 .2%	8 .32%	10 .41%
Admin Missing	0	2 .08%	1 .04%
Total	2,440	2,464	2,411

Numbers exclude Clinic Outcomes

Shelter Outcomes: YTD 2018



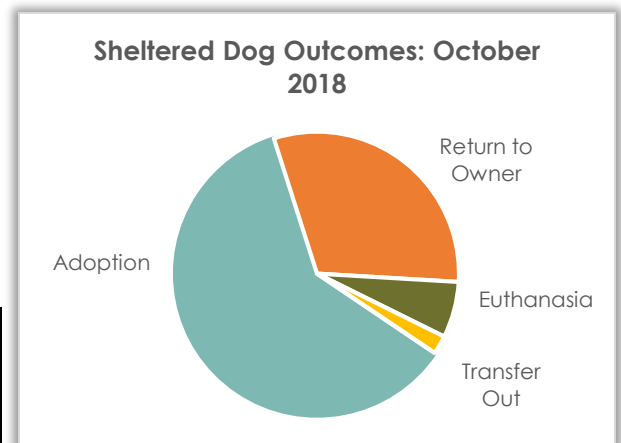


Sheltered Dog Outcome – October 2018

Sheltered Dog Outcomes

Outcomes for dogs admitted to the shelter in October were primarily adoption (61.01%) and return to owner (33.89%).

Dog Outcome	October 2018		October 2017		October 2016	
Adoption	72	61.01%	48	48%	73	73%
Return to Owner	40	33.89%	40	40%	26	26%
Euthanasia	3	2.54%	10	10%	1	1%
Transfer Out	3	2.54%	2	2%	0	
Died	0		0		0	
DOA	0		0		0	
Admin Missing	0		0		0	
Total	118		100		100	

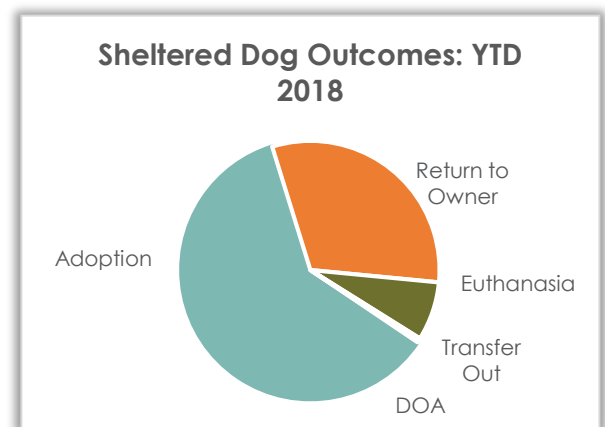


Sheltered Dog Outcome – Year-to-Date 2018

Sheltered Dog Outcomes

Outcomes for dogs admitted to the shelter so far this year were primarily adoption (60.28%) and return to owner (32.62%).

Dog Outcome	YTD 2018		YTD 2017		YTD 2016	
Adoption	595	60.28%	495	53.34%	564	60.45%
Return to Owner	322	32.62%	370	39.87%	325	34.83%
Euthanasia	59	5.97%	55	5.92%	39	4.18%
Transfer Out	7	.7%	8	.86%	2	.21%
Died	3	.3%	0		1	.1%
DOA	1	.1%	0		2	.21%
Admin Missing	0		0		0	
Total	987		928		933	



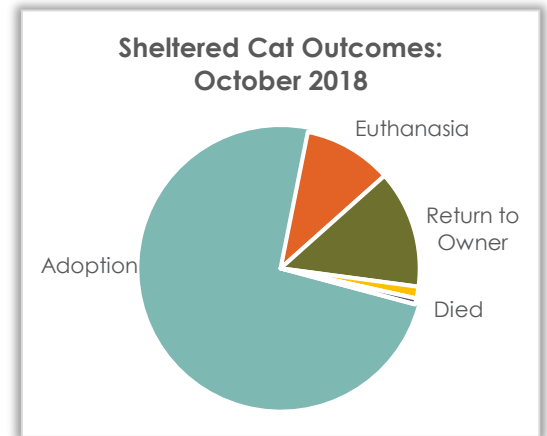


Sheltered Cat Outcome – October 2018

Sheltered Cat Outcomes

Outcomes for cats admitted at the shelter were primarily adoption (79.41%). 4.9% of the admitted cats were reclaimed by or returned to an owner.

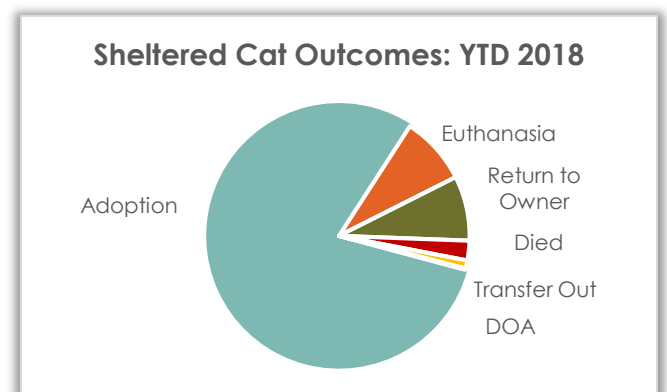
Cat Outcome	October 2018		October 2017		October 2016	
Adoption	162	79.41%	173	83.17%	141	73.05%
Euthanasia	26	12.74%	16	7.69%	13	6.73%
Return to Owner	10	4.9%	10	4.8%	20	10.36%
Died	5	2.45%	3	1.44%	4	2.07%
Transfer Out	0		6	2.88%	13	6.73%
DOA	1	.49%	0		2	1.03%
Admin Missing	0		0		1	.51%
Total	204		208		193	



Sheltered Cat Outcome – Year-to-Date 2018

Sheltered Cat Outcomes

Outcomes for cats admitted at the shelter were primarily adoption (79.95%). 7.65% of the admitted cats were reclaimed by or returned to an owner.



Cat Outcome	YTD 2018		YTD 2017		YTD 2016	
Adoption	1,149	79.95%	1,183	77.82%	1,135	77.26%
Euthanasia	135	9.39%	155	10.19%	101	6.87%
Return to Owner	110	7.65%	105	6.9%	118	8.03%
Died	31	2.15%	30	1.97%	32	2.17%
Transfer Out	8	.55%	37	2.43%	74	5.03%
DOA	4	.27%	8	.52%	8	.54%
Admin Missing	0		2	.13%	1	.06%
Total	1,437		1,520		1,469	



October 2018 Shelter Report



Clinic Operations – October 2018

Clinic – Client Metrics

Clinic Clients	Successful Surgeries
Public Clients	5
Care for Pets	18
Catatarium	68
Community Cat	6
HSSW	182
Kadlec Ranch Rescue	44
Mending Hearts Rescue	9
Paddy's Paws	0
PAWS Humane Society	0
The Labrador Connection	0
Touched by a Paw	1
Total	333

Clinic - Spay/Neuter Surgeries Totals

	Dog	Cat	Rabbit	
Spay	18	158	0	176
Neuter	26	131	0	157
Total	44	289	0	333

Clinic – Vaccine Totals

Vaccines	Number Administered
Bordetella Vaccine - Oral	3
DA2PP vaccine	3
DA2PP/Lepto	3
Feline Leukemia vaccine	1
FVRCP vaccine	110
Leptospirosis vaccine	1
Lyme disease vaccine	0
Rabies 1 year vaccine	127
Rabies 3 year vaccine	5
Tetanus Vaccine	0
Total	253



October 2018 Shelter Report



Clinic – Service Totals

Services	Number Provided
Amputation	0
Anesthesia	1
CBC	2
Certified Veterinary Inspection	2
Dental Prophylaxis	10
Ear Cleaning	0
Ear Cytology	1
Ear Tip	77
Electrolyte Panel	2
Exploratory Surgery	1
Euthanasia	0
Eye Enucleation	1
Fecal Test	4
FelV/FIV Testro	21
Fine Needle Aspirate Cytology	0
Giardia Test	2
Grooming – Full	1
Health Exam	1
Heartworm Test	2
Hernia Repair – Inguinal	0
Hernia Repair – Umbilical	0
Hospitalization Charge	0
Idexx Snap 4Dx Test	1
IV Catheter	1
Mass Removal – Level 2	1
Microchip insertion	11
Miscellaneous	4
Nail Trim	1
Packed Cell Volume & Total Solids Test	1
Parvovirus Test	1
Radiograph 2 view	1
Recheck	2
Sedation only	6
Skin Scrape Test	1
Suture staple removal	0
T4	0
Tooth Extraction- Level 1	20
Tooth Extraction- Level 2	6
Tooth Extraction- Level 3	2
Urine Analysis	4
Wound Care	0
Total	191