



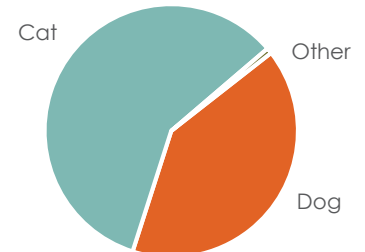
Total Live Animal Admission – September 2018

Animals Admitted

During September 284 animals were admitted. Of the animals taken in, 40.49% were dogs and 58.8% were cats. Other intakes (.7%) were two rabbits.

Animal	September 2018		September 2017		September 2016	
Dog	115	40.49%	103	27.68%	114	32.47%
Cat	167	58.8%	268	72.04%	235	66.95%
Other	2	.7%	1	.29%	2	.56%
Total	284		372		351	

Animals Admitted:
September 2018

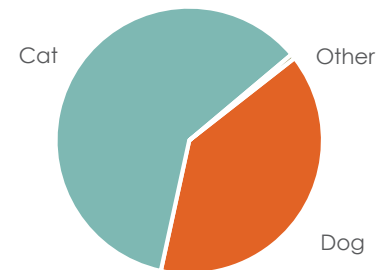


Total Live Animal Admission – Year-to-Date 2018

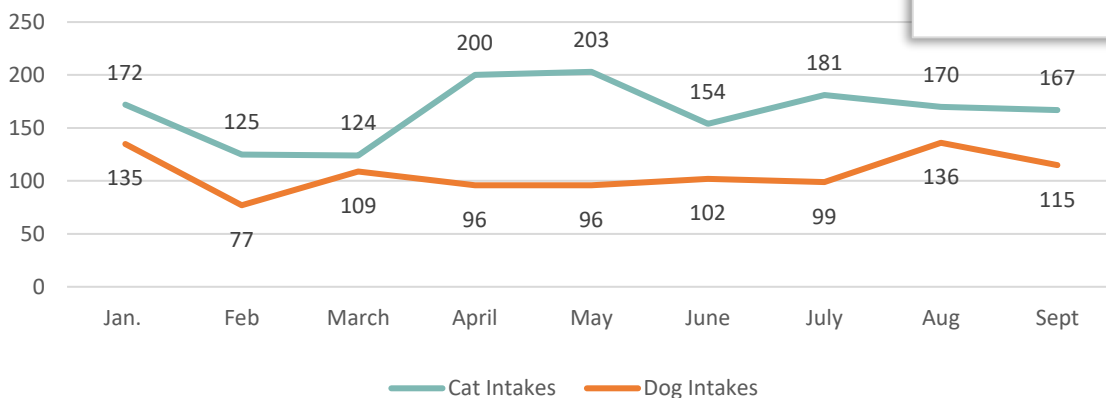
Animals Admitted

So far in 2018 2,476 animals have been admitted. Of the 2,476 animals taken in, 38.97% were dogs and 60.46% were cats. Other intakes (.56%) were other pets- primarily domestic rabbits.

Animals Admitted: YTD 2018



Animals Admitted: 2018 Monthly Intake



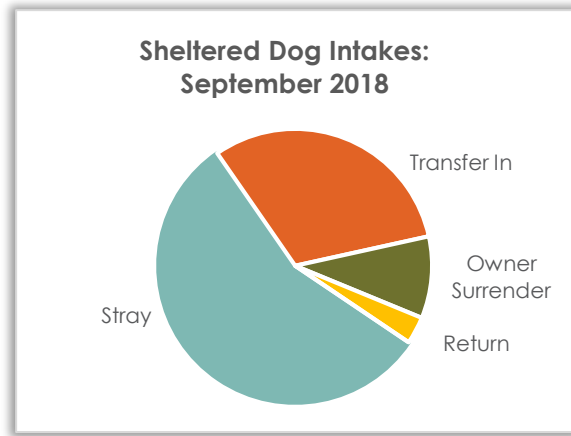
Animal	YTD 2018		YTD 2017		YTD 2016	
Dog	965	38.97%	1,029	32.68%	1,094	34.66%
Cat	1,497	60.46%	2,103	66.8%	2,053	65.05%
Other	14	.56%	16	.5%	9	.28%
Total	2,476		3,148		3,156	



Sheltered Dog Intake – September 2018

Sheltered Dog Intakes

There were 107 live dogs admitted to the shelter in September: 64.48% were strays, 5.6 % were owner surrenders, and 26.16% were transferred in from other shelters and/or rescues.

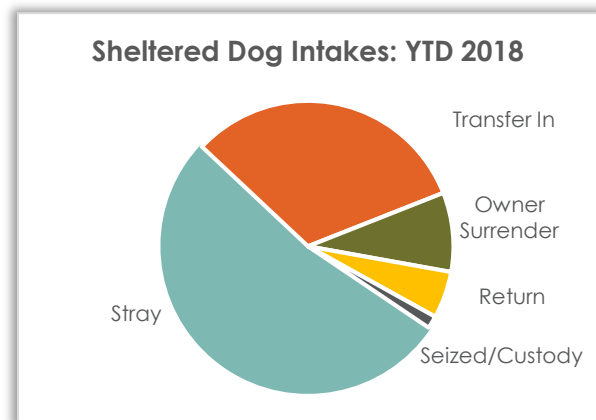


Dog Intake Reason	September 2018		September 2017		September 2016	
Stray	69	64.48%	68	72.34%	50	58.13%
Transfer In	28	26.16%	17	18.08%	23	26.74%
Owner Surrender	6	5.6%	6	6.38%	7	8.13%
Return	4	3.73%	1	1.06%	6	6.97%
Seized/Custody	0		2	2.12%	0	
Total	107		94		86	


Sheltered Dog Intake – Year-to-Date 2018

Sheltered Dog Intakes

So far in 2018 there have been 862 live dogs admitted to the shelter: 52.55% were strays, 8.81% were owner surrenders, and 32.01% were transferred in from other shelters and/or rescues.



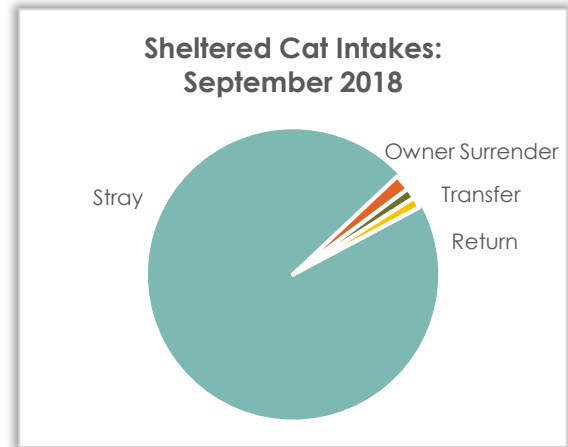
Dog Intake Reason	YTD 2018		YTD 2017		YTD 2016	
Stray	453	52.55%	527	62.36%	461	56.21%
Transfer In	276	32.01%	237	28.04%	257	31.34%
Owner Surrender	76	8.81%	38	4.49%	54	6.58%
Return	45	5.22%	34	4.02%	24	2.92%
Seized/Custody	12	1.39%	9	1.06%	24	2.92%
Total	862		845		820	



Sheltered Cat Intake – September 2018

Sheltered Cat Intakes

There were 165 live cats admitted to the shelter in September: 95.75% were strays and 1.81% were owner surrendered.

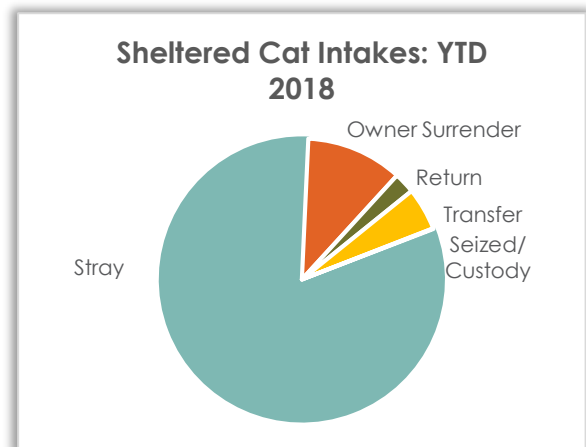


Cat Intake Reasons	September 2018		September 2017		September 2016	
Stray	158	95.75%	167	92.77%	156	96.29%
Owner Surrender	3	1.81%	7	3.88%	4	2.46%
Return	2	1.21%	6	3.33%	2	1.23%
Transfer	2	1.21%	0		0	
Seized/Custody	0		0		0	
Total	165		180		162	

Sheltered Cat Intake – Year-to-Date 2018

Sheltered Cat Intakes

There were 1,329 live cats admitted to the shelter so far this year 81.56% were strays and 11.06% were owner surrendered.



Cat Intake Reasons	YTD 2018		YTD 2017		YTD 2016	
Stray	1,084	81.56%	1,140	84.88%	1,124	84.32%
Owner Surrender	147	11.06%	167	12.43%	163	12.22%
Return	32	2.4%	31	2.3%	28	2.1%
Transfer	65	4.89%	3	.22%	18	1.35%
Seized/Custody	1	.07%	2	.14%	0	
Total	1,329		1,343		1,333	



September 2018 Shelter Report

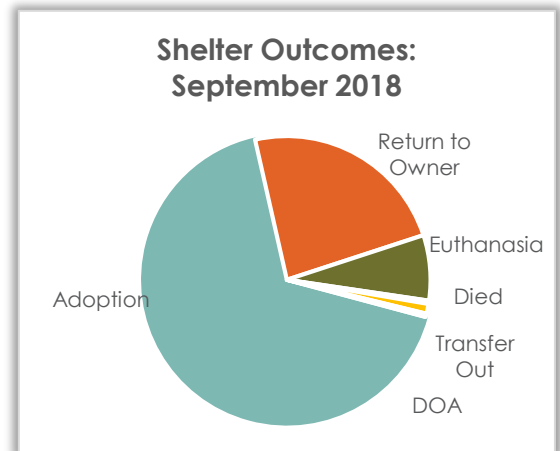


Shelter Animal Outcome – September 2018

During September a total of 278 pets went home again; 183 pets were adopted and 64 were returned to their owner.

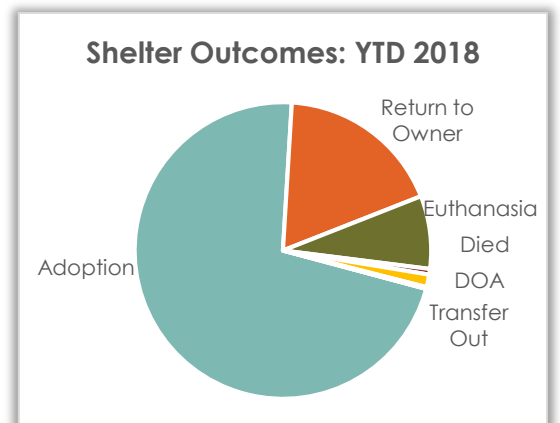
Outcome Breakdown	September 2018	September 2017	September 2016
Adoption	183 65.82%	211 73.01%	234 58.2%
Return to Owner	64 23.02%	46 15.91%	36 8.95%
Euthanasia	20 7.19%	29 10.03%	18 4.47%
Transfer Out	1 .35%	1 .34%	6 1.49%
Died	3 1.07%	2 .69%	5 1.24%
DOA	1 .35%	0	2 .49%
Admin Missing	0	0	0
Total	278	289	402

Numbers exclude Clinic Outcomes



Shelter Animal Outcome – YTD 2018

During September a total of 2,113 pets went home again! 1,517 pets were adopted and 382 were returned to their owner.



Outcome Breakdown	YTD 2018	YTD 2017	YTD 2016
Adoption	1,517 71.79%	1,464 67.96%	1,492 53.99%
Return to Owner	382 18.07%	427 19.82%	397 14.36%
Euthanasia	168 7.95%	186 8.63%	127 4.59%
Transfer Out	13 .61%	40 1.85%	63 2.28%
Died	29 1.37%	27 1.25%	29 1.04%
DOA	4 .18%	8 .37%	8 .28%
Admin Missing	0	2 .09%	0
Total	2,113	2,154	2,763

Numbers exclude Clinic Outcomes



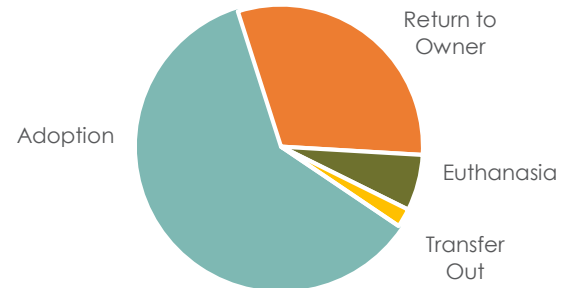
Sheltered Dog Outcome – September 2018

Sheltered Dog Outcomes

Outcomes for dogs admitted to the shelter in September were primarily adoption (59.52%) and return to owner (34.92%).

Dog Outcome	September 2018		September 2017		September 2016	
Adoption	75	59.52%	45	56.25%	73	67.59%
Return to Owner	44	34.92%	30	37.5%	29	26.85%
Euthanasia	5	3.96%	5	6.25%	6	5.55%
Transfer Out	1	.79%	0		0	
Died	1	.79%	0		0	
DOA	0		0		0	
Admin Missing	0		0		0	
Total	126		80		108	

Sheltered Dog Outcomes:
September 2018



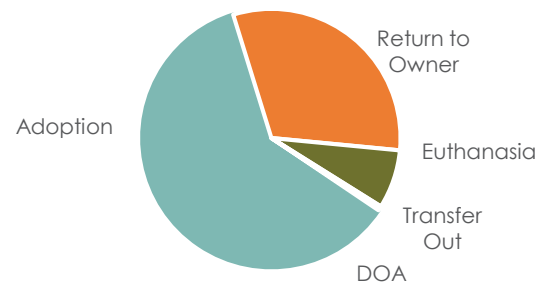
Sheltered Dog Outcome – Year-to-Date 2018

Sheltered Dog Outcomes

Outcomes for dogs admitted to the shelter so far this year were primarily adoption (60.18%) and return to owner (32.45%).

Dog Outcome	YTD 2018		YTD 2017		YTD 2016	
Adoption	523	60.18%	447	53.98%	461	57.4%
Return to Owner	282	32.45%	330	40.09%	299	37.23%
Euthanasia	56	6.44%	45	5.43%	38	4.73%
Transfer Out	4	.46%	6	.72%	2	.24%
Died	3	.34%	0		1	.12%
DOA	1	.11%	0		2	.24%
Admin Missing	0		0		0	
Total	869		828		803	

Sheltered Dog Outcomes: YTD
2018



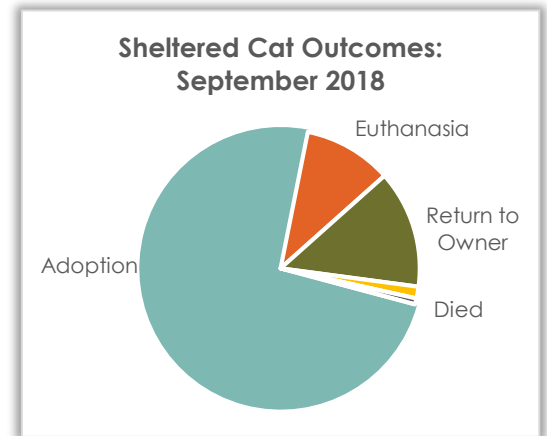


Sheltered Cat Outcome – September 2018

Sheltered Cat Outcomes

Outcomes for cats admitted at the shelter were primarily adoption (73.97%). 13.69 % of the admitted cats were reclaimed by or returned to an owner.

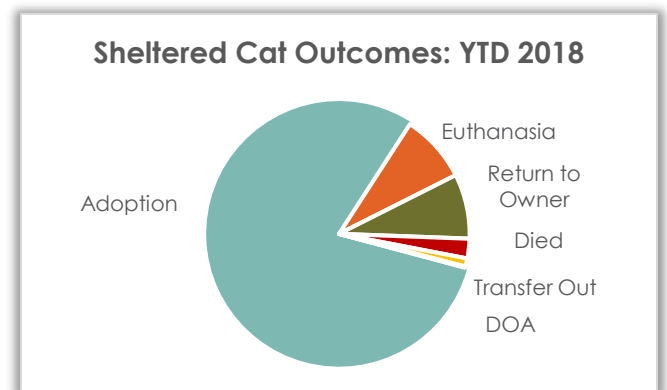
Cat Outcome	September 2018	September 2017	September 2016
Adoption	108 73.97%	165 79.71%	160 83.33%
Euthanasia	15 10.27%	24 11.59%	12 6.25%
Return to Owner	20 13.69%	15 7.24%	7 3.64%
Died	2 1.36%	2 .96%	5 2.6%
Transfer Out	0	1 .48%	6 3.12%
DOA	1 .68%	0	2 1.04%
Admin Missing	0	0	0
Total	146	207	192



Sheltered Cat Outcome – Year-to-Date 2018

Sheltered Cat Outcomes

Outcomes for cats admitted at the shelter were primarily adoption (80.01%). 8.12% of the admitted cats were reclaimed by or returned to an owner.



Cat Outcome	YTD 2018	YTD 2017	YTD 2016
Adoption	985 80.01%	1,010 76.98%	958 77.32%
Euthanasia	109 8.85%	139 10.59%	88 7.1%
Return to Owner	100 8.12%	95 7.24%	98 7.9%
Died	26 2.11%	27 2.05%	28 2.25%
Transfer Out	8 .64%	31 2.36%	61 4.92%
DOA	3 .24%	8 .6%	6 .48%
Admin Missing	0	2 .15%	0
Total	1,231	1,312	1,239



Clinic Operations – September 2018

Clinic – Client Metrics

Clinic Clients	Successful Surgeries
Public Clients	66
Care for Pets	5
Catatarium	62
Community Cat	12
HSSW	125
Kadlec Ranch Rescue	32
Mending Hearts Rescue	24
Paddy's Paws	0
PAWS Humane Society	0
The Labrador Connection	0
Touched by a Paw	7
Total	333

Clinic - Spay/Neuter Surgeries Totals

	Dog	Cat	Rabbit	
Spay	19	162	0	181
Neuter	28	124	0	152
Total	47	286	0	333

Clinic – Vaccine Totals

Vaccines	Number Administered
Bordetella Vaccine - Oral	25
DA2PP vaccine	4
DA2PP/Lepto	31
FVRCP vaccine	142
Leptospirosis vaccine	1
Lyme disease vaccine	5
Rabies 1 year vaccine	236
Rabies 3 year vaccine	11
Total	455



September 2018 Shelter Report



Clinic – Service Totals

Services	Number Provided
Amputation	1
Anesthesia	0
CBC	2
Certified Veterinary Inspection	1
Dental Prophylaxis	8
Ear Cleaning	1
Ear Cytology	0
Ear Tip	7
Electrolyte Panel	1
Euthanasia	1
Eye Stain	1
Fecal Test	0
FelV/FIV Testro	25
Fine Needle Aspirate Cytology	2
Giardia Test	0
Health Exam	5
Heartworm Test	17
Hernia Repair – Inguinal	0
Hernia Repair – Umbilical	0
Hospitalization Charge	1
IV Catheter	1
Microchip insertion	12
Miscellaneous	13
Nail Trim	5
Packed Cell Volume & Total Solids Test	1
Parvovirus Test	1
Recheck	2
Sedation only	5
Skin Scrape Test	1
Suture staple removal	0
T4	1
Tooth Extraction- Level 1	11
Tooth Extraction- Level 2	12
Tooth Extraction- Level 3	0
Urine Analysis	1
Wound Care	0
Total	208