



February 2025 Shelter Report

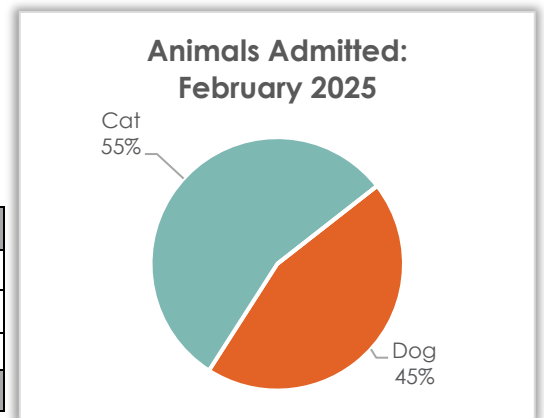


Total Live Animal Admission – February 2025

Animals Admitted

During February, 121 animals were admitted. Of the animals taken in, 44.6% were dogs and 55.4% were cats.

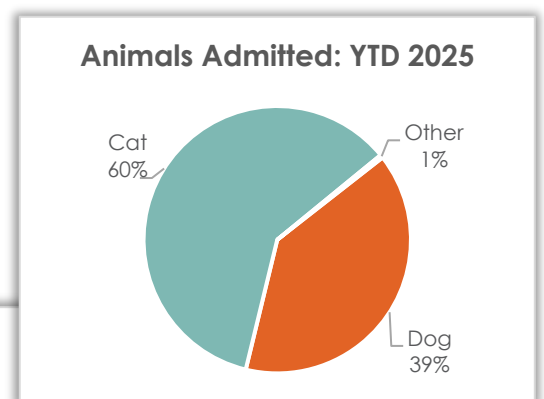
Animal	February 2025	February 2024	February 2023
Dog	54	87	49
Cat	67	103	96
Other	0	2	9
Total	121	192	154



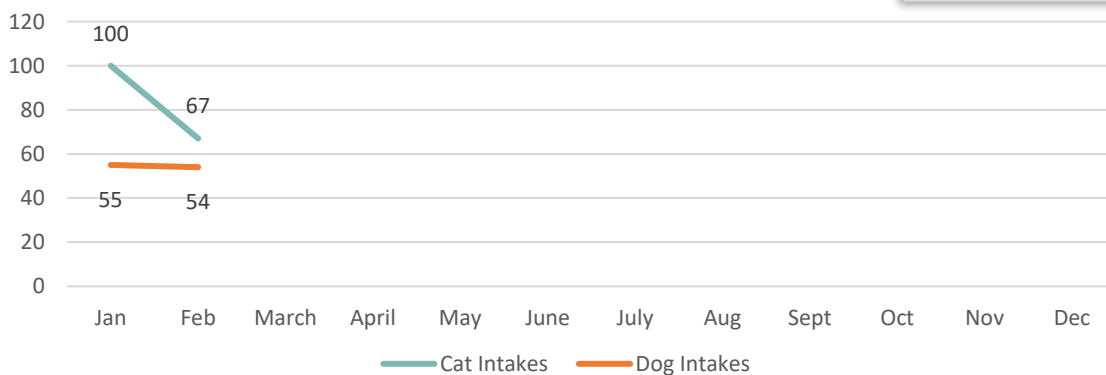
Total Live Animal Admission – Year-to-Date 2025

Animals Admitted


So far in 2025, 277 animals have been admitted. Of the 277 animals taken in, 39.4% were dogs and 60.3% were cats. Other intakes (0.4%) were other pets – primarily rabbits.



Animals Admitted: 2025 Monthly Intake



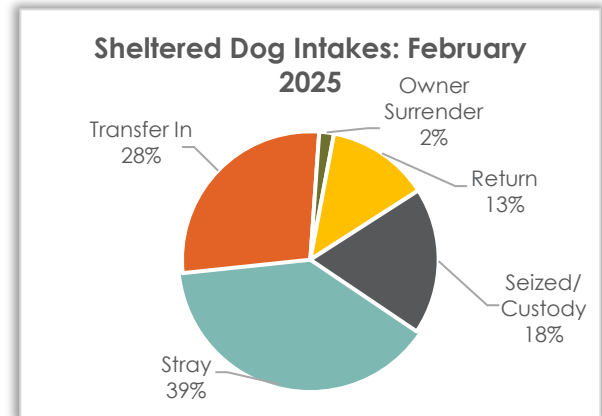
Animal	YTD 2025	YTD 2024	YTD 2023
Dog	109	169	125
Cat	167	200	201
Other	1	9	17
Total	277	378	343



Sheltered Dog Intake – February 2025

Sheltered Dog Intakes

There were 54 live dogs admitted to the shelter in February: 38.9% were strays, 1.9% were owner surrenders, and 27.8% were transferred in from other shelters and/or rescues.

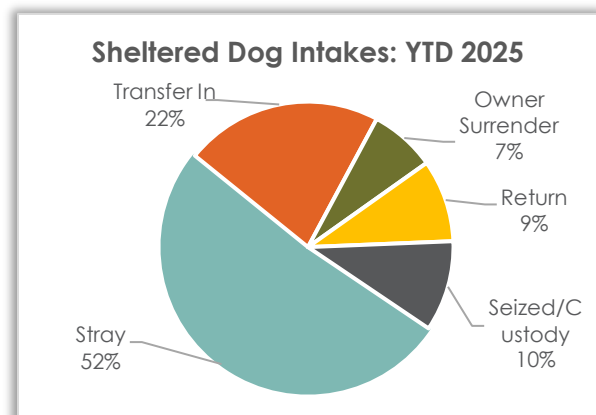


Dog Intake Reason	February 2025	February 2024	February 2023
Stray	21	51	31
Transfer In	15	13	7
Owner Surrender	1	11	8
Return	7	12	3
Seized/Custody	10	0	0
Total	54	87	49

Sheltered Dog Intake – Year-to-Date 2025

Sheltered Dog Intakes

So far in 2025, there have been 109 live dogs admitted to the shelter: 51.4% were strays, 7.3% were owner surrenders, and 22.0% were transferred in from other shelters and/or rescues.



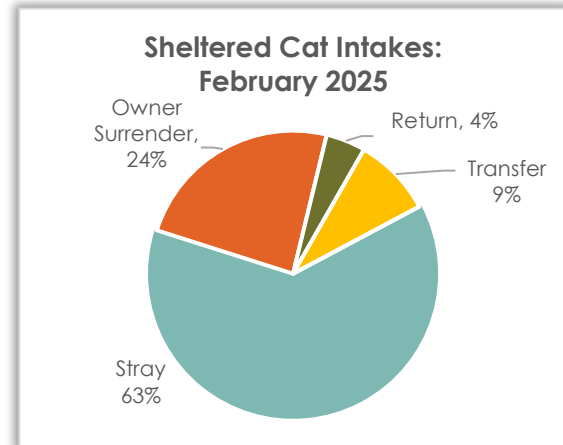
Dog Intake Reason	YTD 2025	YTD 2024	YTD 2023
Stray	56	91	73
Transfer In	24	27	20
Owner Surrender	8	30	21
Return	10	19	9
Seized/Custody	11	2	2
Total	109	169	125



Sheltered Cat Intake – February 2025

Sheltered Cat Intakes

There were 67 live cats admitted to the shelter in February: 62.7% were strays and 23.9% were owner surrendered.

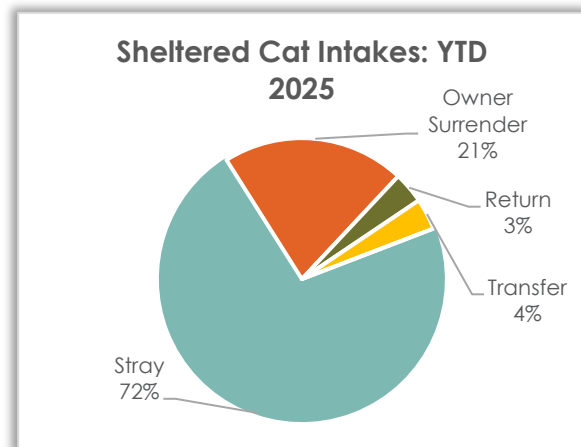


Cat Intake Reasons	February 2025	February 2024	February 2023
Stray	42	40	41
Owner Surrender	16	58	43
Return	3	4	7
Transfer	6	0	5
Seized/Custody	0	1	0
Total	67	103	96

Sheltered Cat Intake – Year-to-Date 2025

Sheltered Cat Intakes

There were 167 live cats admitted to the shelter so far this year 71.9% were strays and 21.0% were owner surrendered.



Cat Intake Reasons	YTD 2025	YTD 2024	YTD 2023
Stray	120	111	99
Owner Surrender	35	80	79
Return	6	8	12
Transfer	6	0	11
Seized/Custody	0	1	0
Total	167	200	201



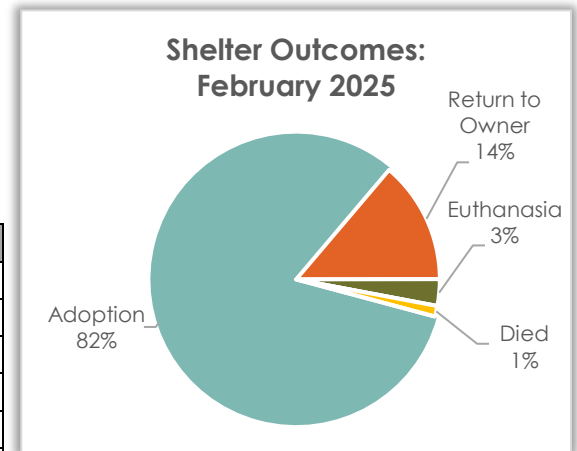
February 2025 Shelter Report



Shelter Animal Outcome – February 2025

During February a total of 167 pets went home again; 137 pets were adopted, and 23 were returned to their owner.

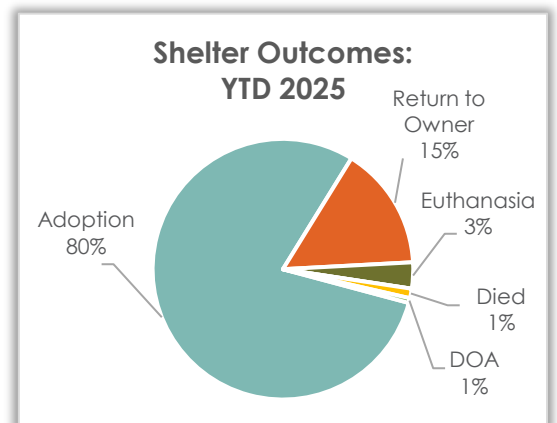
Outcome Breakdown	Feb 2025	Feb 2024	Feb 2023
Adoption	137	142	145
Return to Owner	23	30	19
Euthanasia	5	5	3
Transfer Out	0	0	2
Died	2	2	3
DOA	0	2	1
Total	167	181	173



Shelter Animal Outcome – YTD 2025

So far this year a total of 339 pets went home again! 270 pets were adopted, and 52 were returned to their owner.

Outcome Breakdown	YTD 2025	YTD 2024	YTD 2023
Adoption	270	294	314
Return to Owner	52	57	52
Euthanasia	11	8	6
Transfer Out	0	0	2
Died	4	3	3
DOA	2	2	2
Total	339	364	379





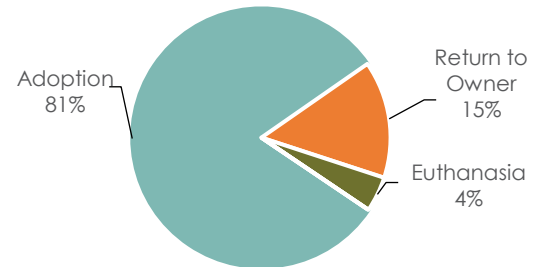
Sheltered Dog Outcome – February 2025

Sheltered Dog Outcomes

Outcomes in February for dogs admitted to the shelter were primarily adoption (80.9%) and return to owner (14.7%).

Dog Outcome	Feb 2025	Feb 2024	Feb 2023
Adoption	55	68	29
Return to Owner	10	26	9
Euthanasia	3	2	2
Transfer Out	0	0	0
Died	0	0	0
DOA	0	0	0
Total	68	96	40

Sheltered Dog Outcomes:
February 2025



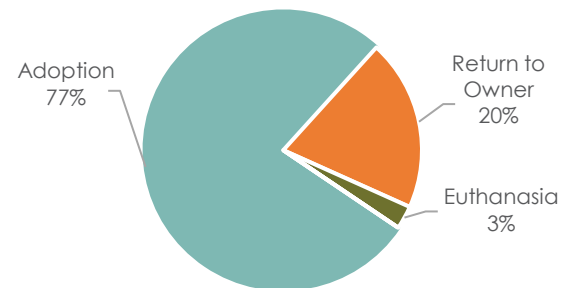
Sheltered Dog Outcome – Year-to-Date 2025

Sheltered Dog Outcomes

Outcomes so far this year for sheltered dogs were primarily adoption (77.3%) and return to owner (20.0%).

Dog Outcome	YTD 2025	YTD 2024	YTD 2023
Adoption	85	116	81
Return to Owner	22	45	33
Euthanasia	3	3	3
Transfer Out	0	0	0
Died	0	0	0
DOA	0	0	1
Total	110	164	118

Sheltered Dog Outcomes: YTD
2025



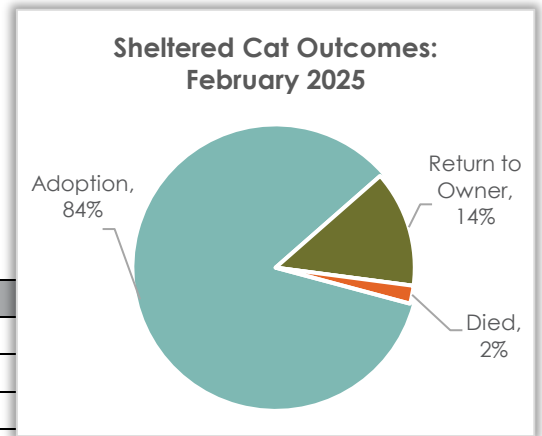


Sheltered Cat Outcome – February 2025

Sheltered Cat Outcomes

Outcomes in February for cats admitted to the shelter were primarily adoption (84.4%) and return to owner (13.5%).

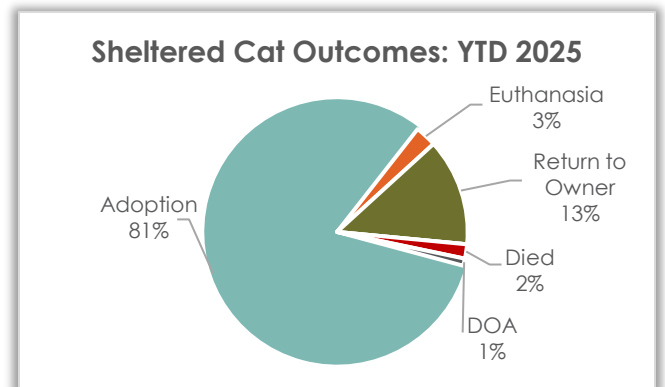
Cat Outcome	Feb 2025	Feb 2024	Feb 2023
Adoption	81	70	105
Euthanasia	0	1	1
Return to Owner	13	4	10
Transfer Out	0	0	2
Died	2	2	3
DOA	0	2	1
Total	96	79	122



Sheltered Cat Outcome – Year-to-Date 2025

Sheltered Cat Outcomes

Outcomes so far this year for sheltered cats were primarily adoption (81.4%) and return to owner (13.3%).



Cat Outcome	YTD 2025	YTD 2024	YTD 2023
Adoption	184	170	213
Euthanasia	6	3	3
Return to Owner	30	12	19
Transfer Out	0	0	2
Died	4	3	3
DOA	2	2	1
Total	226	190	241



Clinic Operations – February 2025

Clinic – Client Metrics

Clinic Clients	Feb 2025	Feb 2024	Feb 2023
Public Clients	301	102	50
A Little R&R Animal Sanctuary	8	0	0
Brown Paws Rescue	1	0	0
Care for Pets	8	17	19
Community Cat	0	1	2
Community Pet Rescue	0	0	7
Friends of Noah	0	0	6
Hope's Legacy & Trust	0	1	0
HSSW	47	37	124
Midwestern Australian Shepherd Rescue	1	0	0
The Labrador Connection	0	1	1
Winnebago County Animal Services	0	39	0
Total	366	198	209

Clinic - Spay/Neuter Surgeries Totals

Feb 2025

	Dog	Cat	
Spay	42	145	187
Neuter	46	133	179
Total	88	278	366

Feb 2024

	Dog	Cat	
Spay	35	67	102
Neuter	35	61	96
Total	70	128	198

Feb 2023

	Dog	Cat	
Spay	26	77	103
Neuter	18	88	106
Total	44	165	209



February 2025 Shelter Report



Clinic – Vaccine Totals

Vaccines	Administered Feb 2025	Administered Feb 2024	Administered Feb 2023
Bordetella – Intranasal	43	43	11
Bordetella – Oral	5	9	9
DA2PP	47	65	47
DA2PP/Lepto	0	14	0
FelV	7	4	0
FVRCP	203	85	79
Lepto	25	24	11
Lyme	12	16	7
Rabies (1-year)	246	150	93
Rabies (3-year)	31	17	23
Total	619	427	280



February 2025 Shelter Report



Clinic – Service Totals

Services	Provided Feb 2025	Provided Feb 2024	Provided Feb 2023
Altered Cat – Sedation	0	1	0
Amputation	0	0	1
Anal Gland Expression	1	1	0
Blood Draw	2	0	0
Brachycephalic Breed – Dog	1	0	0
CBC (In-House)	1	0	0
CBC/Chemistry (Send-Out)	1	0	0
Cryptorchid - Abdominal	1	0	0
Cryptorchid - Inguinal	2	0	0
CVI	0	2	0
Cystotomy	1	0	0
Cytology (In-House)	1	0	0
Dental Prophylaxis	0	1	0
Ear Cleaning	81	33	11
Ear Cytology	5	1	2
Ear Tip	19	15	8
Entropion – Bilateral	0	1	0
Exam, Physical	124	103	63
Exam, Recheck	27	28	17
Eye Enucleation	0	1	0
Eye Stain	1	1	0
Fecal Test	2	6	3
Fecal Test (Outside Lab)	7	0	0
FeLV/FIV Test	5	4	5
Gastropexy	1	0	0
Giardia Test	0	1	0
Heartworm 4DX Test	5	5	11
Heartworm Test	28	16	2
Hernia Repair - Umbilical	1	0	0
Hernia Repair Cat (with surgery)	1	0	0
Hernia Repair Dog (with surgery)	1	0	0
Idexx Snap 4Dx Test	1	4	0
IV Catheter	6	4	0
IV Fluids	2	4	0
Microchip Implant	48	0	0
Microchip Insertion	7	47	15
Miscellaneous	2	3	1
Nail Trim	91	91	24
Prescription Fee	18	4	0
Pyometra (Dog)	2	0	0
Radiograph	1	0	0
Radiograph 2 view	0	0	1



February 2025 Shelter Report



Clinic – Service Totals (Continued)

Services	Provided Feb 2025	Provided Feb 2024	Provided Feb 2023
Schirmer Tear Test	1	0	0
Sedation Only	1	0	0
Surgery Repair	1	0	0
Tail Amputation	1	0	0
Transaction Fee	1	0	0
Urinalysis	2	1	1
Urinalysis – Strip	1	0	0
Urinalysis – Procyte DX	2	0	0
Total	507	378	165