



# April 2025 Shelter Report



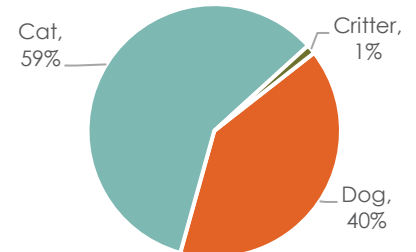
## Total Live Animal Admission – April 2025

### Animals Admitted

During April, 168 animals were admitted. Of the animals taken in, 39.9% were dogs, 58.9% were cats, and 1.2% were critters – mostly guinea pigs.

Animal	April 2025	April 2024	April 2023
Dog	67	91	84
Cat	99	155	136
Critter	2	12	5
<b>Total</b>	<b>168</b>	<b>258</b>	<b>225</b>

### Animals Admitted: April 2025

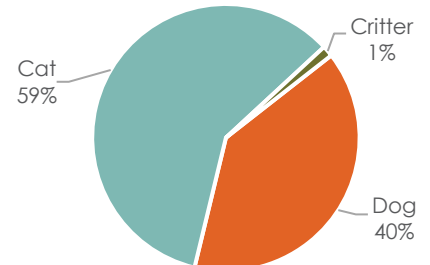


## Total Live Animal Admission – Year-to-Date 2025

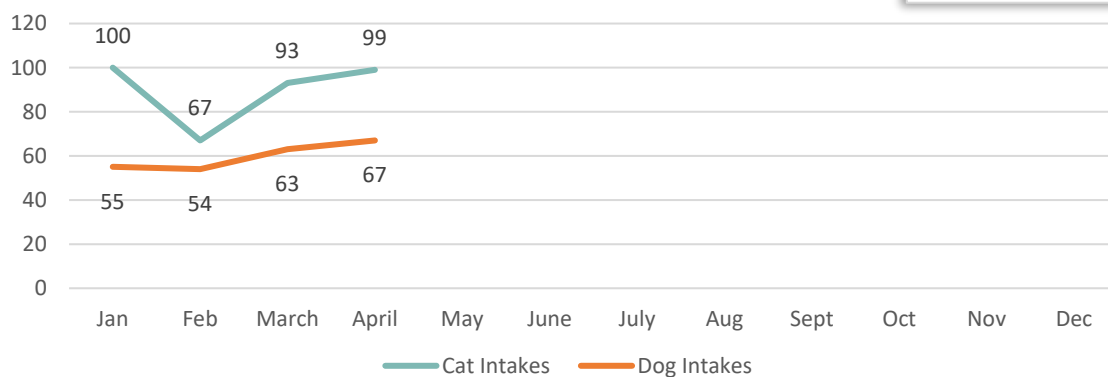
### Animals Admitted

So far in 2025, 605 animals have been admitted. Of the 605 animals taken in, 39.3% were dogs and 59.3% were cats. Other intakes (1.3%) were critters – primarily guinea pigs and domestic rabbits.

### Animals Admitted: YTD 2025



### Animals Admitted: 2025 Monthly Intake



Animal	YTD 2025	YTD 2024	YTD 2023
Dog	238	348	289
Cat	359	443	478
Critter	8	30	34
<b>Total</b>	<b>605</b>	<b>821</b>	<b>801</b>

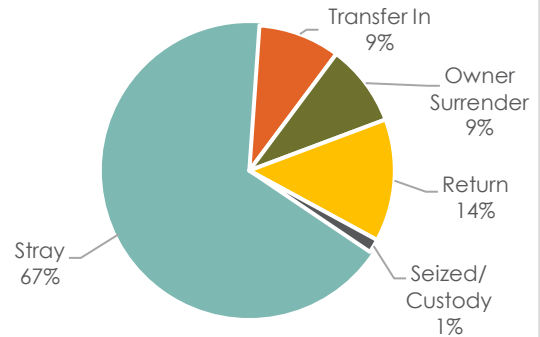


## Sheltered Dog Intake – April 2025

### Sheltered Dog Intakes

There were 67 live dogs admitted to the shelter in April: 65.7% were strays, 9.0 were owner surrenders, and 9.0% were transferred in from other shelters and/or rescues.

Sheltered Dog Intakes: April 2025



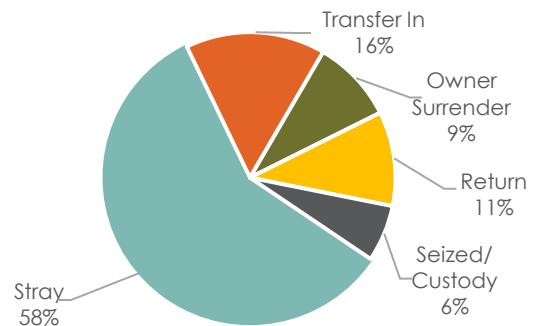
Dog Intake Reason	April 2025	April 2024	April 2023
Stray	44	56	58
Transfer In	6	3	5
Owner Surrender	6	24	16
Return	9	5	3
Seized/Custody	1	3	2
<b>Total</b>	<b>67</b>	<b>91</b>	<b>84</b>

## Sheltered Dog Intake – Year-to-Date 2025

### Sheltered Dog Intakes

So far in 2025, there have been 238 live dogs admitted to the shelter: 58.4% were strays, 9.2% were owner surrenders, and 15.5% were transferred in from other shelters and/or rescues.

Sheltered Dog Intakes: YTD 2025



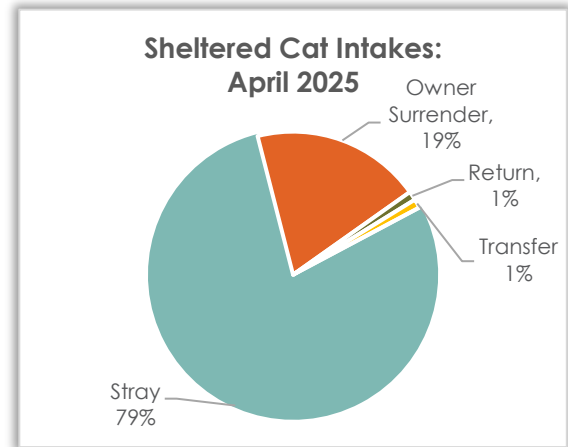
Dog Intake Reason	YTD 2025	YTD 2024	YTD 2023
Stray	139	203	183
Transfer In	37	46	30
Owner Surrender	22	61	50
Return	25	32	22
Seized/Custody	15	6	4
<b>Total</b>	<b>238</b>	<b>348</b>	<b>289</b>



## Sheltered Cat Intake – April 2025

### Sheltered Cat Intakes

There were 99 live cats admitted to the shelter in April: 78.8% were strays, 19.2% were owner surrendered, and 1.0% were transferred in from other shelters and/or rescues.

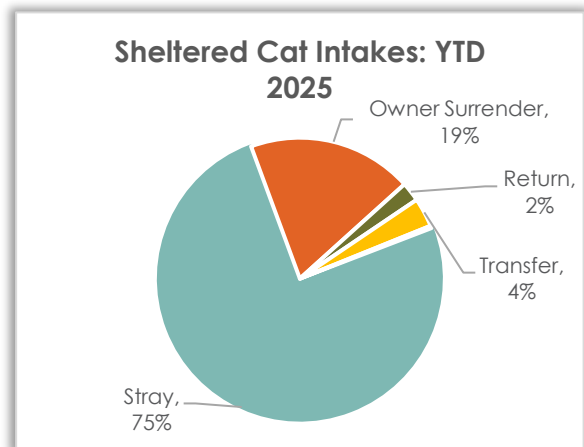


Cat Intake Reasons	April 2025	April 2024	April 2023
Stray	78	101	100
Owner Surrender	19	43	26
Return	1	3	2
Transfer	1	8	8
Seized/Custody	0	0	0
Total	99	155	136

## Sheltered Cat Intake – Year-to-Date 2025

### Sheltered Cat Intakes

There were 359 live cats admitted to the shelter so far this year – 75.2% were strays, 18.9% were owner surrendered, and 3.3% were transferred in from other shelters and/or rescues.



Cat Intake Reasons	YTD 2025	YTD 2024	YTD 2023
Stray	270	255	266
Owner Surrender	68	161	150
Return	8	18	15
Transfer	12	8	47
Seized/Custody	1	1	0
Total	359	443	478



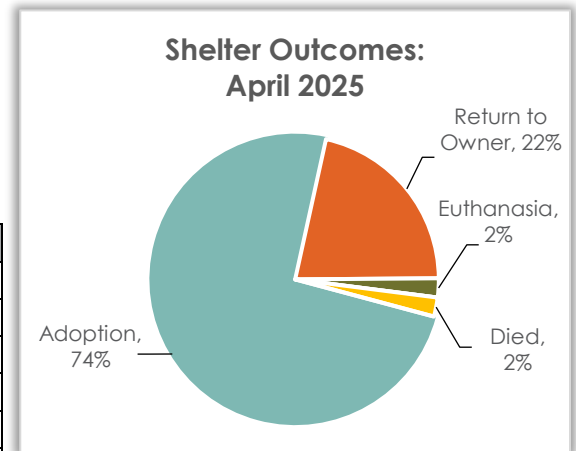
# April 2025 Shelter Report



## Shelter Animal Outcome – April 2025

During April a total of 140 pets went home again; 104 pets were adopted, and 30 were reunited with their owner.

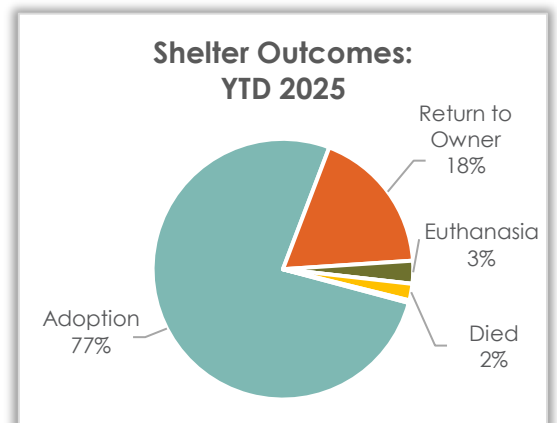
Outcome Breakdown	Apr 2025	Apr 2024	Apr 2023
Adoption	104	143	146
Return to Owner	30	44	51
Euthanasia	3	6	3
Transfer Out	0	0	2
Died	3	11	6
DOA	0	1	4
<b>Total</b>	<b>140</b>	<b>205</b>	<b>212</b>



## Shelter Animal Outcome – YTD 2025

So far this year a total of 633 pets went home again! 485 pets were adopted, and 115 were returned to their owner.

Outcome Breakdown	YTD 2025	YTD 2024	YTD 2023
Adoption	485	606	615
Return to Owner	115	135	142
Euthanasia	18	19	12
Transfer Out	0	0	4
Died	13	20	16
DOA	2	3	8
<b>Total</b>	<b>633</b>	<b>783</b>	<b>797</b>





# April 2025 Shelter Report

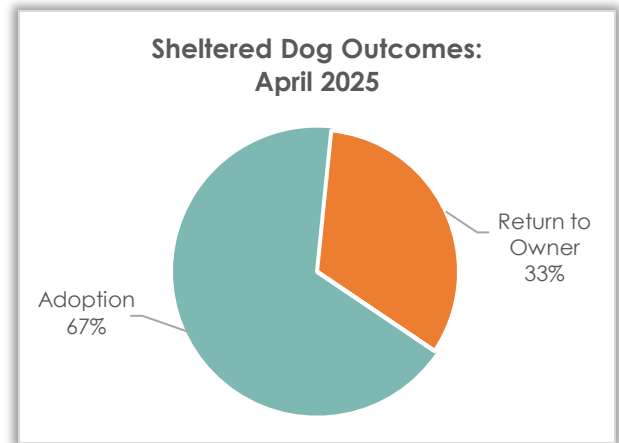


## Sheltered Dog Outcome – April 2025

### Sheltered Dog Outcomes

Outcomes in April for dogs admitted to the shelter were primarily adoption (67.2%) and return to owner (32.8%).

Dog Outcome	Apr 2025	Apr 2024	Apr 2023
Adoption	45	70	49
Return to Owner	22	25	40
Euthanasia	0	0	1
Transfer Out	0	0	0
Died	0	0	0
DOA	0	0	0
<b>Total</b>	<b>67</b>	<b>95</b>	<b>90</b>

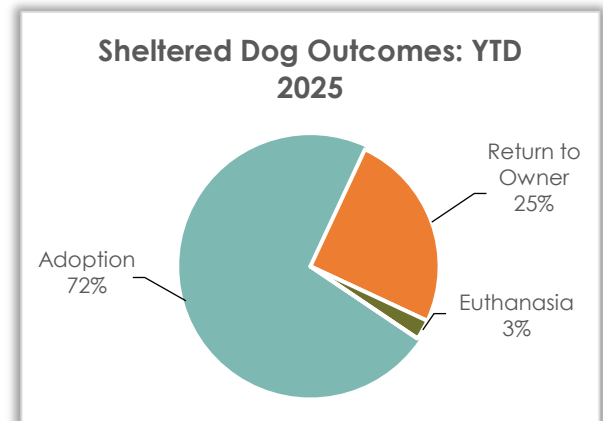


## Sheltered Dog Outcome – Year-to-Date 2025

### Sheltered Dog Outcomes

Outcomes so far this year for sheltered dogs were primarily adoption (72.5%) and return to owner (25.0%).

Dog Outcome	YTD 2025	YTD 2024	YTD 2023
Adoption	174	233	184
Return to Owner	60	101	104
Euthanasia	6	5	5
Transfer Out	0	0	0
Died	0	0	1
DOA	0	0	1
<b>Total</b>	<b>240</b>	<b>339</b>	<b>295</b>





# April 2025 Shelter Report

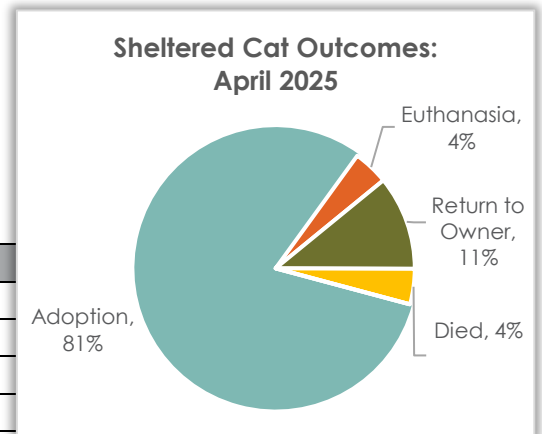


## Sheltered Cat Outcome – April 2025

### Sheltered Cat Outcomes

Outcomes in April for cats admitted at the shelter were primarily adoption (80.8%) and return to owner (11.0%).

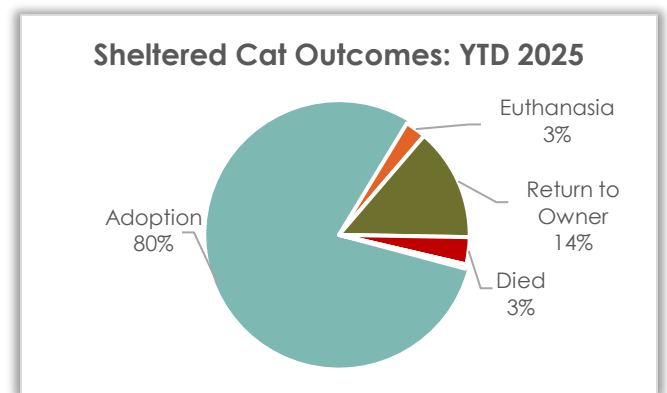
Cat Outcome	Apr 2025	Apr 2024	Apr 2023
Adoption	59	68	92
Euthanasia	3	6	2
Return to Owner	8	19	11
Died	3	11	6
Transfer Out	0	0	2
DOA	0	1	4
<b>Total</b>	<b>73</b>	<b>105</b>	<b>117</b>



## Sheltered Cat Outcome – Year-to-Date 2025

### Sheltered Cat Outcomes

Outcomes so far this year for sheltered cats were primarily adoption (79.5%) and return to owner (14.0%).



Cat Outcome	YTD 2025	YTD 2024	YTD 2023
Adoption	307	352	396
Euthanasia	10	12	7
Return to Owner	54	34	38
Died	13	20	15
Transfer Out	0	0	4
DOA	2	3	7
<b>Total</b>	<b>386</b>	<b>421</b>	<b>467</b>



# April 2025 Shelter Report



## Clinic Operations – April 2025

### Clinic – Client Metrics

Clinic Clients	April 2025	April 2024	April 2023
Public Clients	110	189	40
A Little R&R Animal Sanctuary	1	0	0
Albert's Dog Lounge	0	1	0
Care for Pets	15	10	7
Community Cat	0	0	4
Friends of Noah	1	1	0
Hope's Legacy & Trust	0	1	0
HSSW	31	115	104
MADE New Dog Rescue	1	0	0
The Labrador Connection	1	0	10
Touched by a Paw	0	2	0
Winnebago County Animal Services	13	1	0
<b>Total</b>	<b>173</b>	<b>320</b>	<b>165</b>

### Clinic - Spay/Neuter Surgeries Totals

#### April 2025

	Dog	Cat	
Spay	25	58	83
Neuter	35	55	90
<b>Total</b>	<b>60</b>	<b>113</b>	<b>173</b>

#### April 2024

	Dog	Cat	
Spay	56	113	169
Neuter	53	98	151
<b>Total</b>	<b>109</b>	<b>211</b>	<b>320</b>

#### April 2023

	Dog	Cat	
Spay	20	60	80
Neuter	28	57	85
<b>Total</b>	<b>48</b>	<b>117</b>	<b>165</b>



# April 2025 Shelter Report



## Clinic – Vaccine Totals

Vaccines	Administered April 2025	Administered April 2024	Administered April 2023
Bordatella, Intranasal	37	43	41
Bordatella, Oral	3	6	0
DA2PP	35	86	55
DA2PP/Lepto	39	8	11
FelV	2	6	0
FVRCP	80	141	53
Leptospirosis	23	39	27
Lyme	25	22	11
Rabies (1-year)	121	190	82
Rabies (3-year)	23	25	16
<b>Total</b>	<b>388</b>	<b>566</b>	<b>296</b>





# April 2025 Shelter Report



## Clinic – Service Totals

Services	Provided Apr 2025	Provided Apr 2024	Provided Apr 2023
Anal Gland Expression	1	0	0
Blood Draw	1	0	0
Brachycephalic Breed – Dog	2	0	0
CBC (In-House)	0	3	0
CBC/Chemistry (Send Out)	1	4	0
Certified Veterinary Inspection	0	2	0
Chem 10/lytes (In-House)	0	2	0
Chemistry Panel 15	0	1	0
Cryptorchid Surgery – Abdominal	1	0	0
Cryptorchid Surgery – Inguinal	0	1	0
Cryptorchid Surgery	0	1	0
Cystocentesis with Urinalysis (In-House)	0	1	0
Dental Extraction – Level 1	0	1	0
Dental Prophylaxis	0	1	0
Ear Cleaning	1	14	7
Ear Cleaning (complimentary)	129	27	9
Ear Cytology	0	6	4
Ear Tip	17	30	3
Exam, Physical	74	124	76
Exam, Recheck	29	29	20
Exam, Shelter	0	0	2
Extra Large Dog	3	0	0
Eye Stain	0	1	0
Fecal Test	3	2	5
Fecal Test – Outside Lab	1	0	0
FeLV/FIV Test	3	6	6
Heartworm 4DX Test	6	6	12
Heartworm Test	19	18	2
Hernia Repair – Umbilical	1	1	0
Idexx Snap 4Dx Test	6	11	6
IV Catheter	2	4	0
IV Fluids	1	4	0
Microchip Implant	18	0	0
Microchip Insertion	27	7	17
Miscellaneous	53	4	0
Nail Trim	13	36	27
Nail Trim (complimentary)	115	21	8
Prescription Fee	6	6	1
Pyometra – Emergency	0	1	0



## April 2025 Shelter Report



Services	Provided Apr 2025	Provided Apr 2024	Provided Apr 2023
Radiograph	1	0	0
Radiograph (Additional View)	2	0	0
Schirmer Tear Test	0	1	0
SDMA and TT4	1	1	0
Sedation Only	0	3	0
T4 Catalyst Slide (In-House)	0	1	0
Tail Amputation	0	1	0
Transaction Fee	122	0	0
Urinalysis	0	1	0
<b>Total</b>	<b>659</b>	<b>383</b>	<b>205</b>