



July 2025 Shelter Report

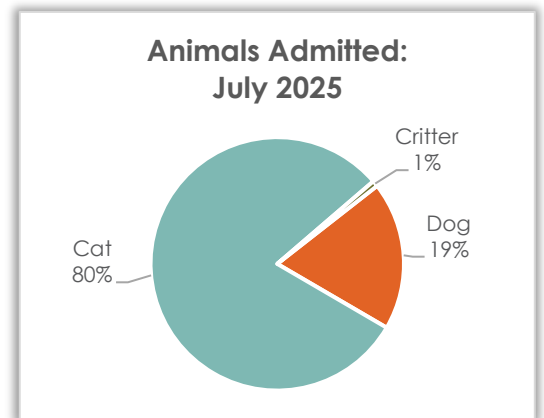


Total Live Animal Admission – July 2025

Animals Admitted

During July, 269 animals were admitted. Of the animals taken in, 19.0% were dogs, 80.3% were cats, and 0.7% were critters, primarily guinea pigs.

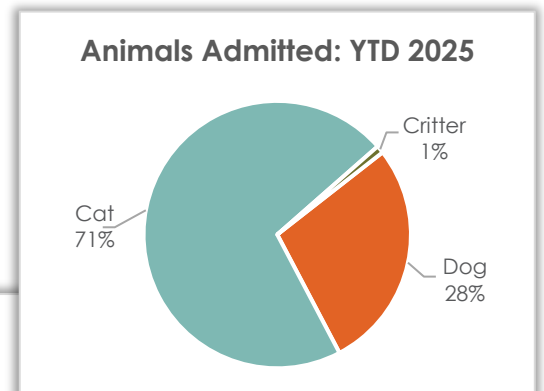
Animal	July 2025	July 2024	July 2023
Dog	51	83	78
Cat	216	252	209
Critter	2	1	14
Total	269	336	301



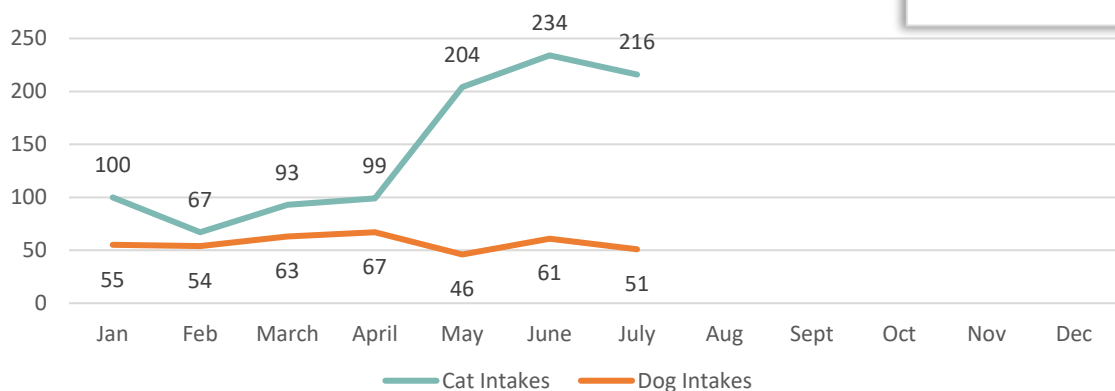
Total Live Animal Admission – Year-to-Date 2025

Animals Admitted

So far in 2025, 1,422 animals have been admitted. Of the 1,422 animals taken in, 27.8% were dogs and 71.2% were cats. Other intakes (0.9%) were critters – primarily guinea pigs and rabbits.



Animals Admitted: 2025 Monthly Intake



Animal	YTD 2025	YTD 2024	YTD 2023
Dog	396	567	501
Cat	1,013	1,190	1,136
Critter	13	60	54
Total	1,422	1,817	1,691

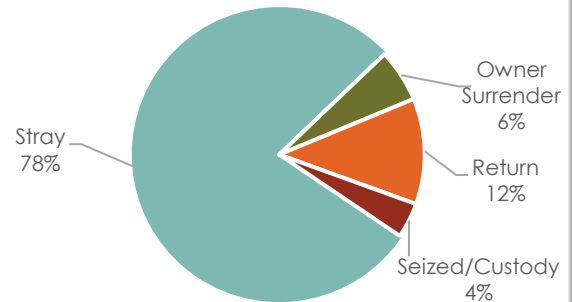


Sheltered Dog Intake – July 2025

Sheltered Dog Intakes

There were 51 live dogs admitted to the shelter in July: 78.4% were strays, 5.9% were owner surrenders, and 3.9% were seized by police.

Sheltered Dog Intakes: July 2025



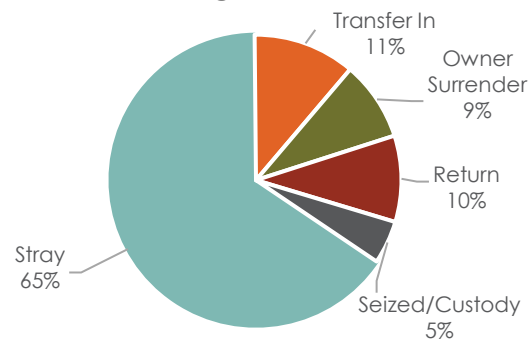
Dog Intake Reason	July 2025	July 2024	July 2023
Stray	40	43	49
Transfer In	0	9	17
Owner Surrender	3	21	4
Return	6	7	7
Seized/Custody	2	3	1
Total	51	83	78

Sheltered Dog Intake – Year-to-Date 2025

Sheltered Dog Intakes

So far in 2025, there have been 396 live dogs admitted to the shelter: 65.4% were strays, 8.8% were owner surrenders, and 11.4% were transferred in from other shelters and/or rescues.

Sheltered Dog Intakes: YTD 2025



Dog Intake Reason	YTD 2025	YTD 2024	YTD 2023
Stray	259	335	336
Transfer In	45	63	55
Owner Surrender	35	106	66
Return	38	51	39
Seized/Custody	19	12	5
Total	396	567	501



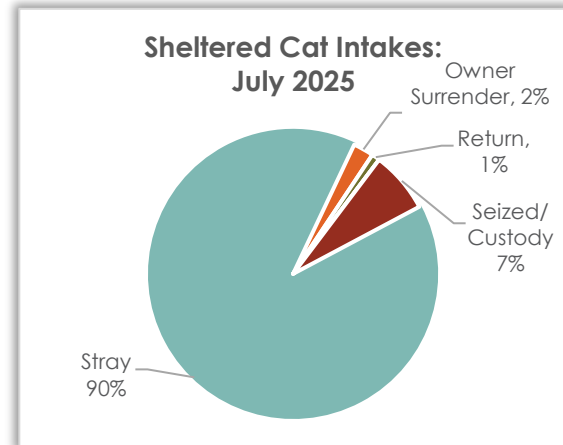
July 2025 Shelter Report



Sheltered Cat Intake – July 2025

Sheltered Cat Intakes

There were 216 live cats admitted to the shelter in July: 89.8% were strays, 2.3% were owner surrendered, and 6.9% were seized by police.

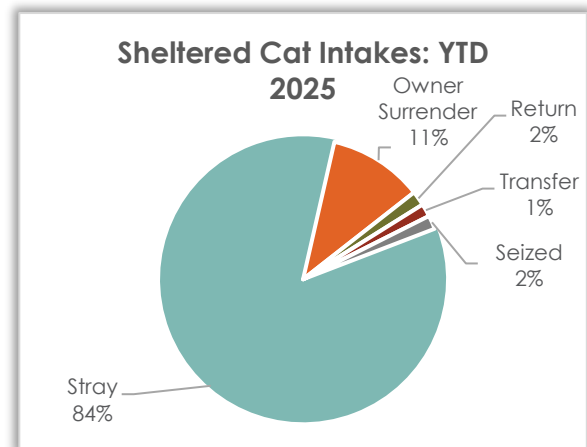


Cat Intake Reasons	July 2025	July 2024	July 2023
Stray	194	227	186
Owner Surrender	5	10	17
Return	2	8	6
Transfer	0	5	0
Seized/Custody	15	2	0
Total	216	252	209

Sheltered Cat Intake – Year-to-Date 2025

Sheltered Cat Intakes

There were 1,013 live cats admitted to the shelter so far this year – 84.4% were strays and 10.9% were owner surrendered.



Cat Intake Reasons	YTD 2025	YTD 2024	YTD 2023
Stray	855	887	782
Owner Surrender	110	252	249
Return	17	33	36
Transfer	15	15	68
Seized/Custody	16	3	1
Total	1,013	1,190	1,136

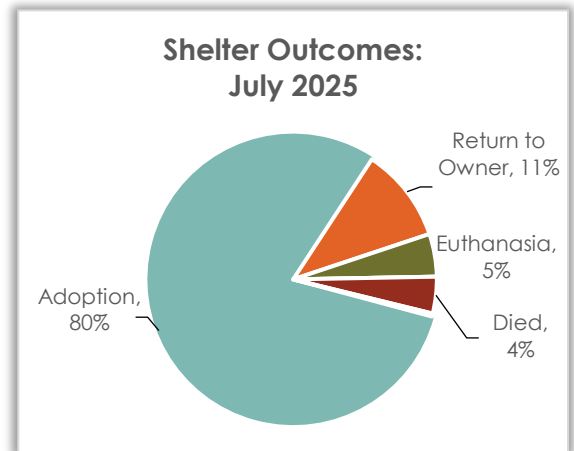


July 2025 Shelter Report



Shelter Animal Outcome – July 2025

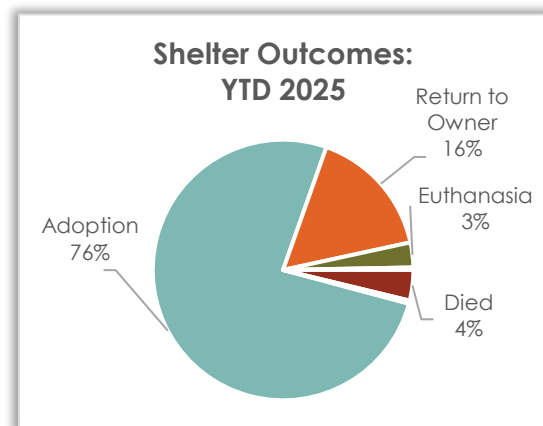
During July a total of 291 pets went home again; 233 pets were adopted, and 31 were returned to their owner.



Outcome Breakdown	July 2025	July 2024	July 2023
Adoption	233	229	209
Return to Owner	31	42	42
Euthanasia	14	13	9
Transfer Out	0	36	0
Died	12	14	12
DOA	1	6	1
Total	291	340	273

Shelter Animal Outcome – YTD 2025

So far this year a total of 1,296 pets went home again! 988 pets were adopted, and 210 were returned to their owner.



Outcome Breakdown	YTD 2025	YTD 2024	YTD 2023
Adoption	988	1,233	1,147
Return to Owner	210	262	276
Euthanasia	40	53	43
Transfer Out	4	46	5
Died	49	56	49
DOA	5	11	12
Total	1,296	1,661	1,532



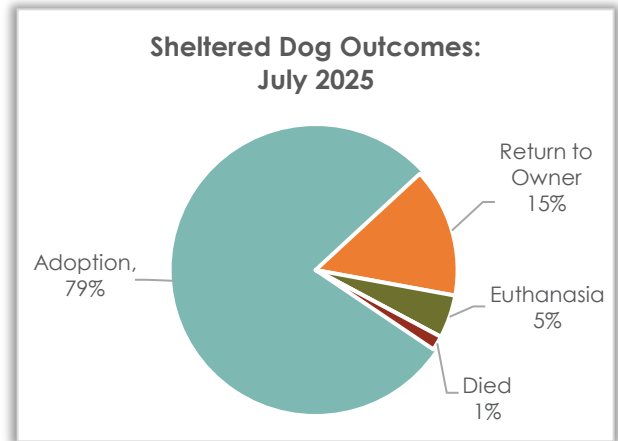
July 2025 Shelter Report



Sheltered Dog Outcome – July 2025

Sheltered Dog Outcomes

Outcomes in July for dogs admitted to the shelter were primarily adoption (78.7%) and return to owner (14.8%).

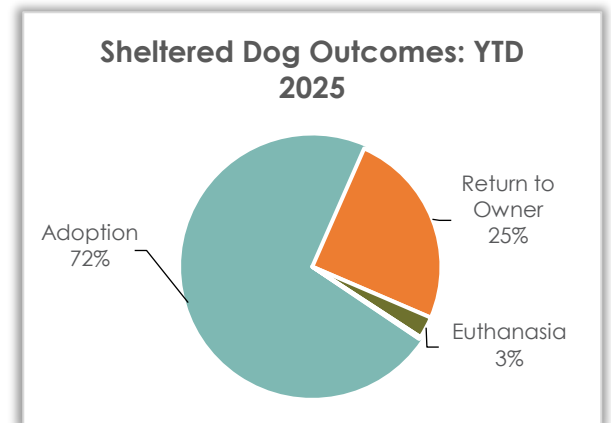


Dog Outcome	July 2025	July 2024	July 2023
Adoption	48	60	39
Return to Owner	9	24	31
Euthanasia	3	2	0
Transfer Out	0	0	0
Died	1	0	1
DOA	0	0	0
Total	61	78	71

Sheltered Dog Outcome – Year-to-Date 2025

Sheltered Dog Outcomes

Outcomes so far this year for sheltered dogs were primarily adoption (72.1%) and return to owner (24.9%).



Dog Outcome	YTD 2025	YTD 2024	YTD 2023
Adoption	290	393	297
Return to Owner	100	171	188
Euthanasia	11	10	8
Transfer Out	0	0	0
Died	1	2	3
DOA	0	0	1
Total	402	576	497



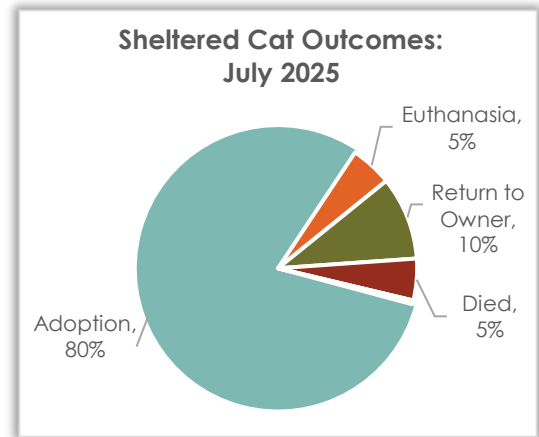
July 2025 Shelter Report



Sheltered Cat Outcome – July 2025

Sheltered Cat Outcomes

Outcomes in July for cats admitted at the shelter were primarily adoption (80.2%) and return to owner (9.7%).

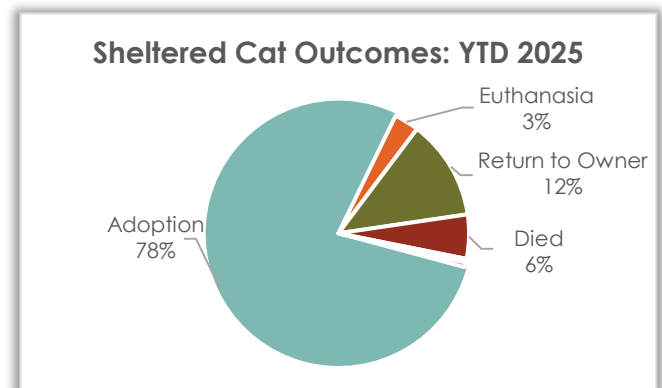


Cat Outcome	July 2025	July 2024	July 2023
Adoption	182	161	165
Euthanasia	11	11	9
Return to Owner	22	18	11
Died	11	14	11
Transfer Out	0	18	0
DOA	1	6	1
Total	227	228	197

Sheltered Cat Outcome – Year-to-Date 2025

Sheltered Cat Outcomes

Outcomes so far this year for sheltered cats were primarily adoption (78.0%) and return to owner (12.4%).



Cat Outcome	YTD 2025	YTD 2024	YTD 2023
Adoption	686	799	802
Euthanasia	27	41	35
Return to Owner	109	91	87
Died	48	51	46
Transfer Out	4	28	5
DOA	5	11	11
Total	879	1,021	986



July 2025 Shelter Report



Clinic Operations – July 2025

Clinic – Client Metrics

Clinic Clients	July 2025	July 2024	July 2023
Public Clients	134	162	5
A Little R&R Animal Sanctuary	0	0	0
Albert's Dog Lounge	0	0	0
Brown Paws Rescue	0	1	0
Care for Pets	9	14	7
Community Cat	0	4	1
Community Pet Rescue	0	0	4
Friends of Noah	0	0	16
Hope's Legacy & Trust	0	0	0
HSSW	153	211	182
Midwestern Australian Shepherd Rescue	0	1	0
Ruby Whiskers Animal Rescue	0	3	0
Touched by a Paw	2	17	0
Total	298	413	215

Clinic - Spay/Neuter Surgeries Totals

July 2025

	Dog	Cat	
Spay	38	120	158
Neuter	41	99	140
Total	79	219	298

July 2024

	Dog	Cat	
Spay	55	151	206
Neuter	48	159	207
Total	103	310	413

July 2023

	Dog	Cat	
Spay	22	91	113
Neuter	15	87	102
Total	37	178	215



July 2025 Shelter Report



Clinic – Vaccine Totals

Vaccines	Administered July 2025	Administered July 2024	Administered July 2023
Bordatella	37	46	31
DA2PP	22	75	53
DA2PP/Lepto	30	5	13
FelV	1	3	1
FVRCP	102	98	53
Leptospirosis	12	38	30
Lyme	24	20	28
Rabies (1-year)	133	186	78
Rabies (3-year)	17	19	29
Total	378	490	316

Clinic – Service Totals

Services	Provided July 2025	Provided July 2024	Provided July 2023
Anal Gland Expression	1	3	1
Blood Draw	1	0	0
Brachycephalic Breed – Dog	3	0	0
CBC (In-House)	0	2	0
CBC/Chemistry (Send Out)	1	0	0
Chem 10/lytes (In-House)	0	1	0
Chem 17/lytes (In-House)	0	1	0
Complicated Surgery Fee	0	2	0
Cryptorchid – Abdominal	0	1	0
Cryptorchid – Inguinal	1	0	0
CVI	0	0	1
Cytocentesis with Urinalysis (In-House)	1	0	0
Cystotomy – Canine	0	1	0
Ear Cleaning	80	44	12
Ear Cytology	0	1	1
Ear Tip	0	26	7
Emergency Surgery	22	0	0
Exam, Physical	76	104	83
Exam, Recheck	20	41	36
Exam, Shelter	0	2	3
Eye Stain	1	0	0
Fecal Test	2	9	6
FelV/FIV Test	3	22	13
Giardia Test	0	1	0
Heartworm Test	15	28	16



July 2025 Shelter Report



Clinic – Service Totals (cont'd)

Services	Provided July 2025	Provided July 2024	Provided July 2023
Heartworm 4DX Test	5	10	5
Hernia Repair – Cat	1	0	0
Idexx Snap 4Dx Test	4	4	6
IV Catheter	2	6	0
IV Fluids	0	1	0
Matted Fur Shave	0	1	0
Microchip Implant	18	0	0
Microchip Insertion	8	9	20
Miscellaneous	1	101	5
Nail Trim	80	75	30
Prescription Fee	3	11	3
Pyometra – Emergency	0	2	0
Pyometra Major – Cat	0	1	0
Pyometra Major – Dog	0	1	0
Radiograph	0	2	0
Radiograph (Additional View)	0	1	0
Schirmer Tear Test	0	0	2
SDMA & TT4	1	0	0
Urinalysis	0	3	0
Total	350	517	250