



# August 2025 Shelter Report



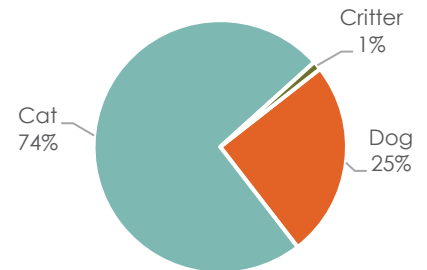
## Total Live Animal Admission – August 2025

### Animals Admitted

During August, 267 animals were admitted. Of the animals taken in, 25.1% were dogs and 73.8% were cats.

Animal	August 2025	August 2024	August 2023
Dog	67	56	59
Cat	197	206	200
Other	3	7	1
<b>Total</b>	<b>267</b>	<b>269</b>	<b>260</b>

### Animals Admitted: August 2025

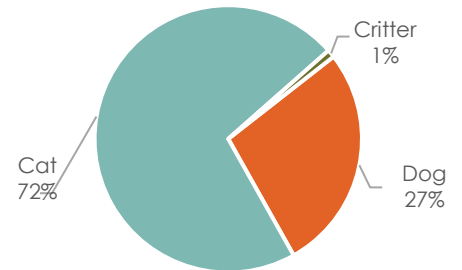


## Total Live Animal Admission – Year-to-Date 2025

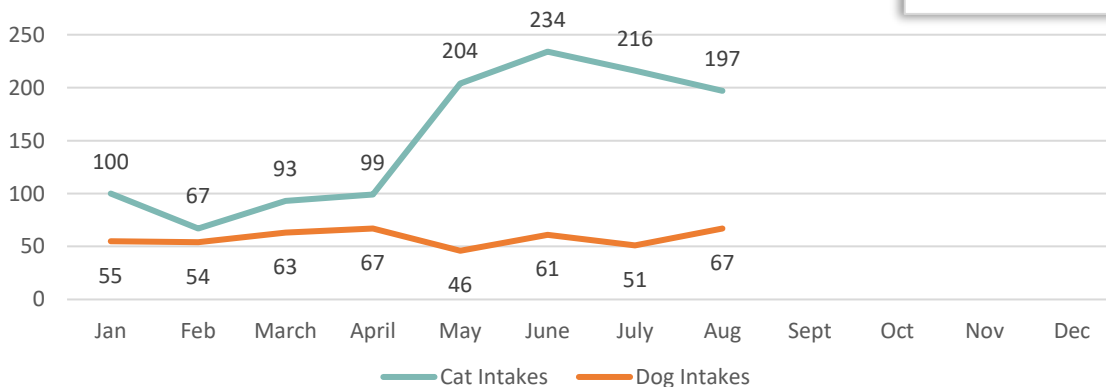
### Animals Admitted

So far in 2025, 1,689 animals have been admitted. Of the 1,689 animals taken in, 27.4% were dogs and 71.6% were cats. Other intakes (0.9%) were other pets – primarily guinea pigs and rabbits.

### Animals Admitted: YTD 2025



### Animals Admitted: 2025 Monthly Intake



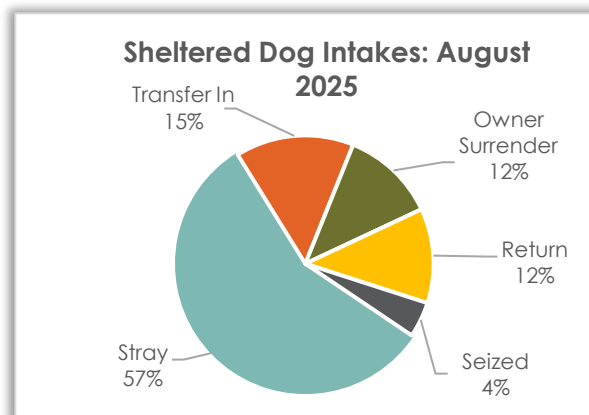
Animal	YTD 2025	YTD 2024	YTD 2023
Dog	463	623	560
Cat	1,210	1,396	1,336
Other	16	67	55
<b>Total</b>	<b>1,689</b>	<b>2,086</b>	<b>1,951</b>



## Sheltered Dog Intake – August 2025

### Sheltered Dog Intakes

There were 67 live dogs admitted to the shelter in August: 56.7% were strays, 11.9% were owner surrenders, and 14.9% were transferred in from other shelters and/or rescues.

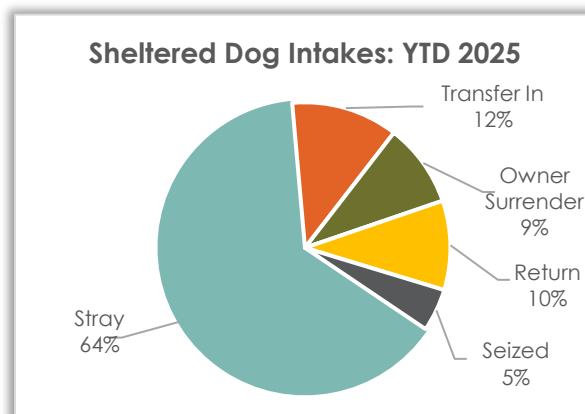


Dog Intake Reason	August 2025	August 2024	August 2023
Stray	38	32	35
Transfer In	10	7	11
Owner Surrender	8	8	6
Return	8	5	7
Seized/Custody	3	4	0
<b>Total</b>	<b>67</b>	<b>56</b>	<b>59</b>

## Sheltered Dog Intake – Year-to-Date 2025

### Sheltered Dog Intakes

So far in 2025, there have been 463 live dogs admitted to the shelter: 64.1% were strays, 9.3% were owner surrenders, and 11.9% were transferred in from other shelters and/or rescues.



Dog Intake Reason	YTD 2025	YTD 2024	YTD 2023
Stray	297	367	371
Transfer In	55	70	66
Owner Surrender	43	114	72
Return	46	56	46
Seized/Custody	22	16	5
<b>Total</b>	<b>463</b>	<b>623</b>	<b>560</b>



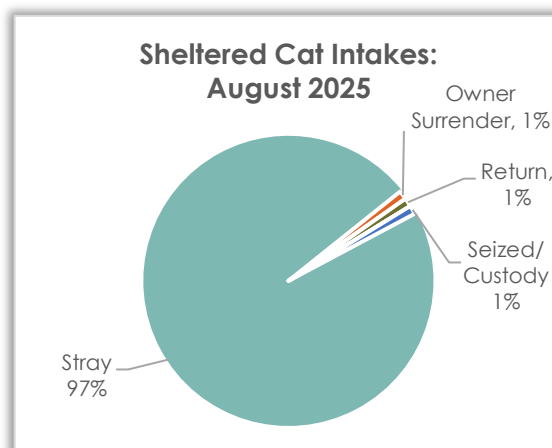
# August 2025 Shelter Report



## Sheltered Cat Intake – August 2025

### Sheltered Cat Intakes

There were 197 live cats admitted to the shelter in August: 97.0% were strays and 1.0% were owner surrendered.

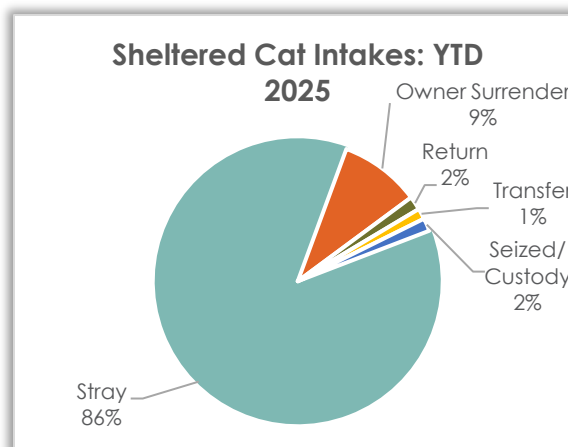


Cat Intake Reasons	August 2025	August 2024	August 2023
Stray	191	189	159
Owner Surrender	2	13	33
Return	2	4	8
Transfer	0	0	0
Seized/Custody	2	0	0
<b>Total</b>	<b>197</b>	<b>206</b>	<b>200</b>

## Sheltered Cat Intake – Year-to-Date 2025

### Sheltered Cat Intakes

There were 1,210 live cats admitted to the shelter so far this year – 86.4% were strays and 9.3% were owner surrendered.



Cat Intake Reasons	YTD 2025	YTD 2024	YTD 2023
Stray	1,046	1,076	941
Owner Surrender	112	265	282
Return	19	37	44
Transfer	15	15	68
Seized/Custody	18	3	1
<b>Total</b>	<b>1,210</b>	<b>1,396</b>	<b>1,336</b>



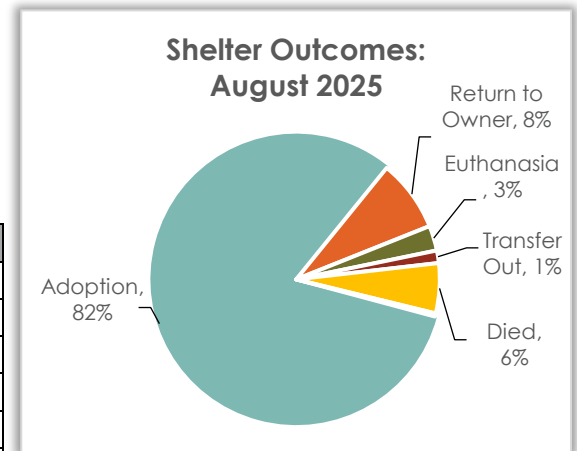
# August 2025 Shelter Report



## Shelter Animal Outcome – August 2025

During August a total of 284 pets went home again; 232 pets were adopted, and 23 were reunited with their owner.

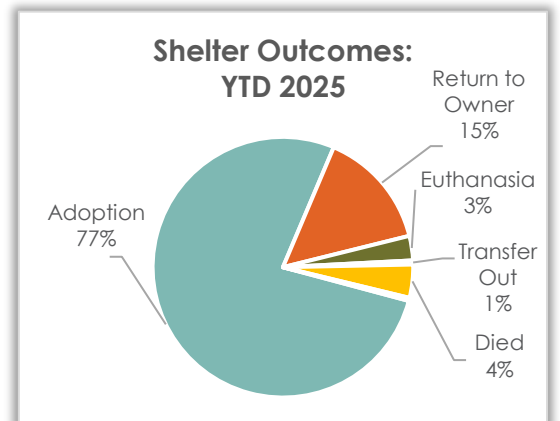
Outcome Breakdown	Aug 2025	Aug 2024	Aug 2023
Adoption	232	250	239
Return to Owner	23	50	38
Euthanasia	8	22	13
Transfer Out	4	1	6
Died	16	19	3
DOA	1	1	1
<b>Total</b>	<b>284</b>	<b>343</b>	<b>300</b>



## Shelter Animal Outcome – YTD 2025

So far this year a total of 1,580 pets went home again! 1,220 pets were adopted, and 233 were returned to their owner.

Outcome Breakdown	YTD 2025	YTD 2024	YTD 2023
Adoption	1,220	1,483	1,386
Return to Owner	233	312	314
Euthanasia	48	75	57
Transfer Out	8	47	11
Died	65	75	52
DOA	6	12	13
<b>Total</b>	<b>1,580</b>	<b>2,004</b>	<b>1,833</b>





# August 2025 Shelter Report

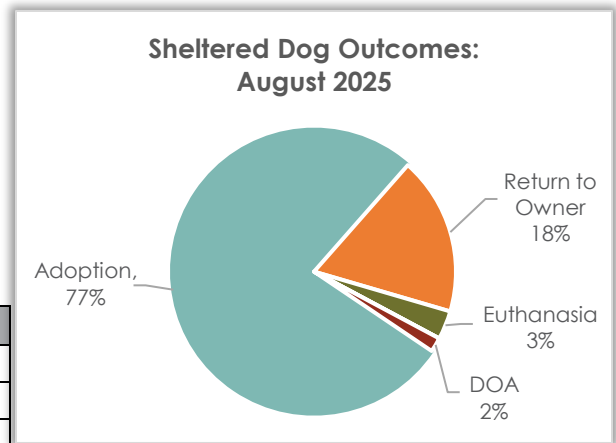


## Sheltered Dog Outcome – August 2025

### Sheltered Dog Outcomes

Outcomes in August for dogs admitted to the shelter were primarily adoption (77.0%) and return to owner (18.0%).

Dog Outcome	August 2025	August 2024	August 2023
Adoption	47	55	44
Return to Owner	11	13	18
Euthanasia	2	2	0
Transfer Out	0	0	0
Died	0	0	1
DOA	1	0	0
<b>Total</b>	<b>61</b>	<b>70</b>	<b>63</b>

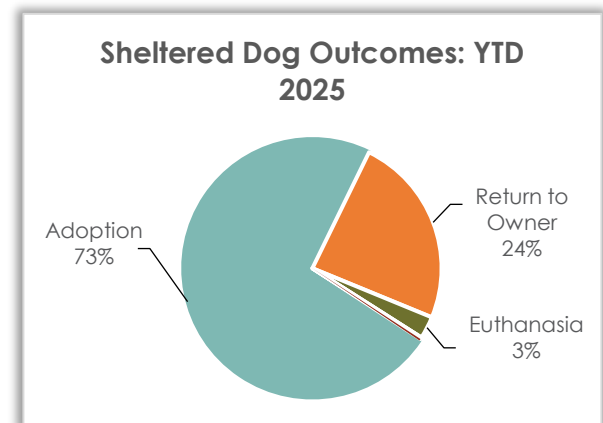


## Sheltered Dog Outcome – Year-to-Date 2025

### Sheltered Dog Outcomes

Outcomes so far this year for sheltered dogs were primarily adoption (72.8%) and return to owner (24.0%).

Dog Outcome	YTD 2025	YTD 2024	YTD 2023
Adoption	337	448	341
Return to Owner	111	184	206
Euthanasia	13	12	8
Transfer Out	0	0	0
Died	1	2	4
DOA	1	0	1
<b>Total</b>	<b>463</b>	<b>646</b>	<b>560</b>





# August 2025 Shelter Report

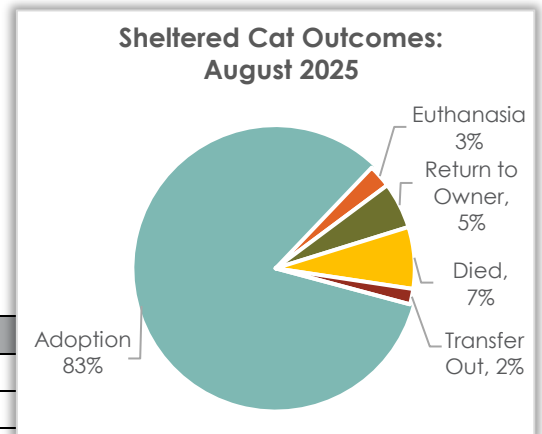


## Sheltered Cat Outcome – August 2025

### Sheltered Cat Outcomes

Outcomes in August for cats admitted at the shelter were primarily adoption (83.0%) and return to owner (5.4%).

Cat Outcome	August 2025	August 2024	August 2023
Adoption	185	192	189
Euthanasia	6	20	13
Return to Owner	12	37	20
Died	16	19	2
Transfer Out	4	1	6
DOA	0	1	1
<b>Total</b>	<b>223</b>	<b>270</b>	<b>231</b>

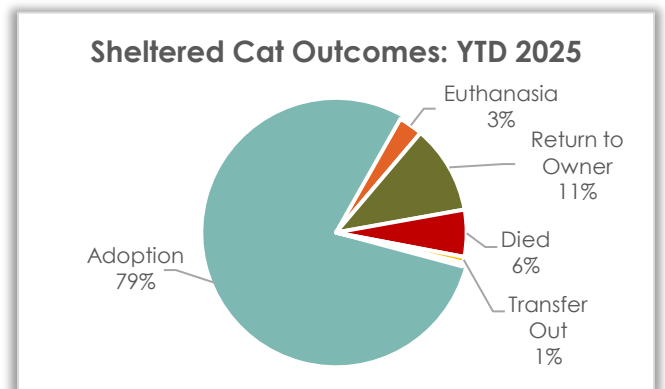


## Sheltered Cat Outcome – Year-to-Date 2025

### Sheltered Cat Outcomes

Outcomes so far this year for sheltered cats were primarily adoption (79.0%) and return to owner (11.0%).

Cat Outcome	YTD 2025	YTD 2024	YTD 2023
Adoption	871	991	991
Euthanasia	33	61	49
Return to Owner	121	128	107
Died	64	70	48
Transfer Out	8	29	11
DOA	5	12	12
<b>Total</b>	<b>1,102</b>	<b>1,291</b>	<b>1,218</b>





# August 2025 Shelter Report



## Clinic Operations – August 2025

### Clinic – Client Metrics

Clinic Clients	August 2025	August 2024	August 2023
Public Clients	104	142	23
A Little R & R Animal Sanctuary	14	5	6
Brown Paws Rescue	1	0	0
Care for Pets	7	17	7
Community Cat	0	2	2
Friends of Noah	0	1	6
Hope's Legacy & Trust	0	0	1
HSSW	186	272	182
The Labrador Connection	0	1	4
Touched by Paws Inc	0	10	0
Winnebago County Animal Services	30	0	0
<b>Total</b>	<b>342</b>	<b>450</b>	<b>231</b>

### Clinic - Spay/Neuter Surgeries Totals

#### August 2025

	Dog	Cat	
Spay	40	138	178
Neuter	37	127	164
<b>Total</b>	<b>77</b>	<b>265</b>	<b>342</b>

#### August 2024

	Dog	Cat	
Spay	52	192	244
Neuter	34	172	206
<b>Total</b>	<b>86</b>	<b>364</b>	<b>450</b>

#### August 2023

	Dog	Cat	
Spay	20	110	130
Neuter	17	84	101
<b>Total</b>	<b>37</b>	<b>194</b>	<b>231</b>



# August 2025 Shelter Report



## Clinic – Vaccine Totals

Vaccines	Aug 2025	Aug 2024	Aug 2023
Bordatella	52	30	36
DA2PP	25	59	54
DA2PP/Lepto	52	11	1
FelV	7	3	0
FVRCP	111	134	62
Lepto	26	42	35
Lyme	28	15	20
Rabies (1-year)	147	166	87
Rabies (3-year)	28	22	28
<b>Total</b>	<b>476</b>	<b>469</b>	<b>323</b>



# August 2025 Shelter Report



## Clinic – Service Totals

Services	Provided Aug 2025	Provided Aug 2024	Provided Aug 2023
Anal Gland Expression	2	0	1
CBC (in house)	0	1	0
CBC/Chemistry send out	0	3	0
Chem 17/lytes in house	0	1	0
Complicated Surgery fee	0	2	0
Cryptorchid – Inguinal	1	0	0
Ear Cleaning	1	3	18
Ear Cleaning (Complimentary)	145	30	0
Ear Cytology	1	2	2
Ear Tip	26	23	0
Exam, Physical	131	107	96
Exam, Recheck	47	36	21
Exam, Shelter	0	1	3
Extra Large Dog	1	1	0
Eye Stain	1	0	0
Fecal Test	3	14	7
Fecal Test w/ Giardia – Outside Lab	1	0	0
FeLV/FIV Test	7	20	3
Giardia Test	0	1	0
Heartworm 4DX Test	2	9	8
Heartworm Test	45	15	10
Hernia Repair – Dog	1	0	0
Histopathy – Single Site	1	0	0
Idexx Snap 4Dx Test	7	3	2
IV Catheter	1	5	0
IV Fluids	0	2	0
Microchip Implant	16	0	0
Microchip Insertion	46	12	16
Miscellaneous	29	16	44
Nail Trim	34	18	39
Nail Trim (Complimentary)	107	24	0
Prescription Fee	13	10	2
Pyometra - Emergency	0	1	0
Pyometra Major - Dog	0	1	0
Sedation Only	1	0	1
Urinalysis- Procyte DX	1	1	0
<b>Total</b>	<b>671</b>	<b>365</b>	<b>273</b>