



September 2025 Shelter Report



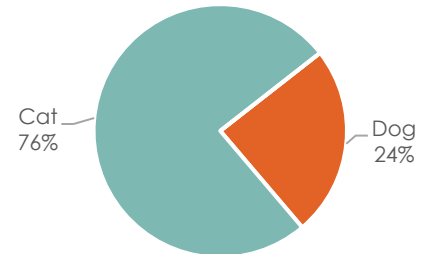
Total Live Animal Admission – September 2025

Animals Admitted

During September, 267 animals were admitted. Of the animals taken in, 24.3% were dogs and 75.7% were cats.

Animal	September 2025	September 2024	September 2023
Dog	65	79	65
Cat	202	239	216
Critter	0	2	3
Total	267	320	284

Animals Admitted: September 2025

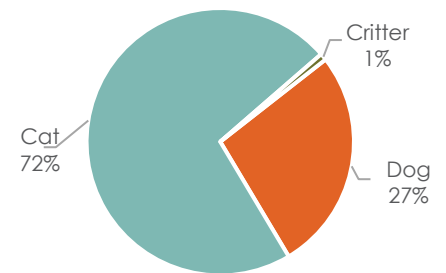


Total Live Animal Admission – Year-to-Date 2025

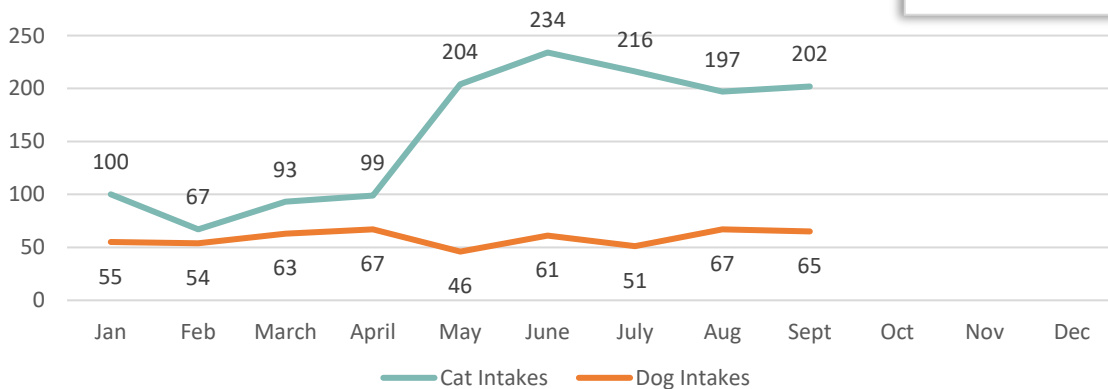
Animals Admitted

So far in 2025, 1,956 animals have been admitted. Of the 1,956 animals taken in, 27.0% were dogs and 72.2% were cats. Critter intakes (0.8%) were other pets – primarily guinea pigs and rabbits.

Animals Admitted: YTD 2025



Animals Admitted: 2025 Monthly Intake



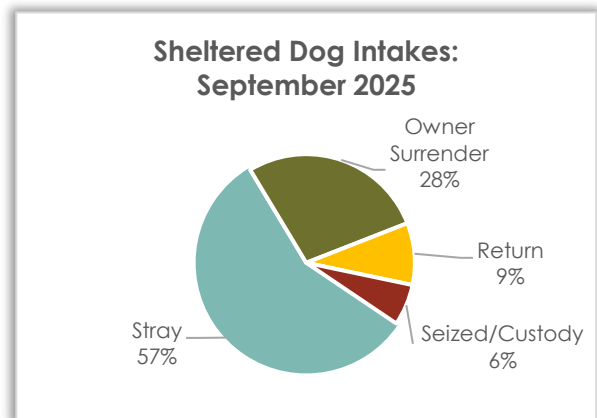
Animal	YTD 2025	YTD 2024	YTD 2023
Dog	528	701	632
Cat	1,412	1,634	1,552
Critter	16	69	58
Total	1,956	2,404	2,242



Sheltered Dog Intake – September 2025

Sheltered Dog Intakes

There were 65 live dogs admitted to the shelter in September: 56.9% were strays & 27.7% were owner surrenders.

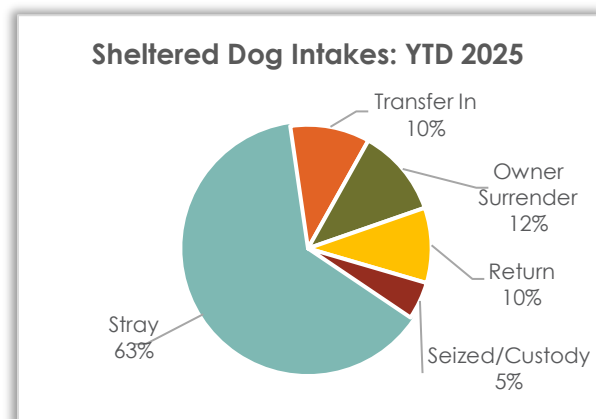


Dog Intake Reason	September 2025	September 2024	September 2023
Stray	37	39	37
Transfer In	0	12	10
Owner Surrender	18	22	6
Return	6	5	9
Seized/Custody	4	1	1
Total	65	79	65


Sheltered Dog Intake – Year-to-Date 2025

Sheltered Dog Intakes

So far in 2025, there have been 528 live dogs admitted to the shelter: 63.3% were strays, 11.6% were owner surrenders, and 10.4% were transferred in from other shelters and/or rescues.



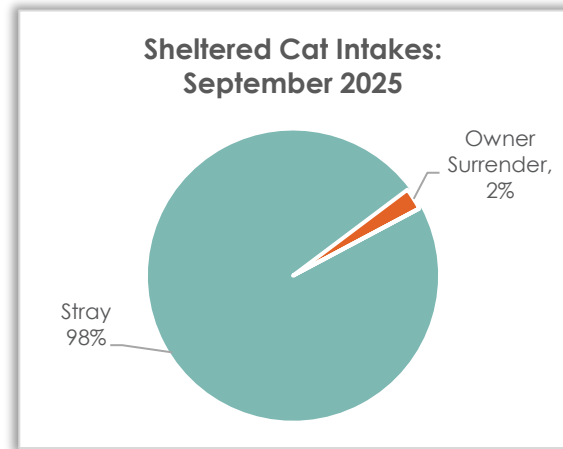
Dog Intake Reason	YTD 2025	YTD 2024	YTD 2023
Stray	334	405	408
Transfer In	55	82	76
Owner Surrender	61	136	78
Return	52	61	55
Seized/Custody	26	17	6
Total	528	701	632



Sheltered Cat Intake – September 2025

Sheltered Cat Intakes

There were 202 live cats admitted to the shelter in September: 97.5% were strays and 2.5% were owner surrendered.

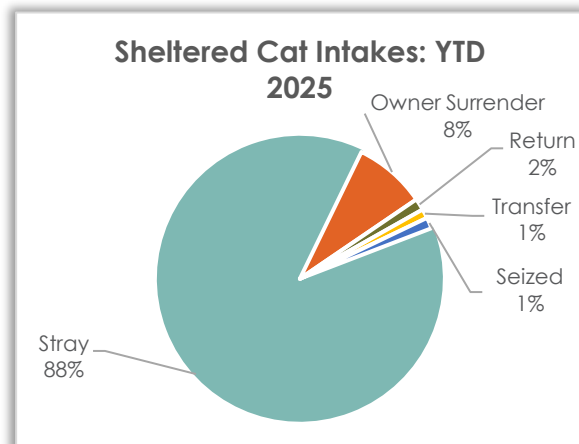


Cat Intake Reasons	September 2025	September 2024	September 2023
Stray	197	223	187
Owner Surrender	5	13	25
Return	0	3	4
Transfer	0	0	0
Seized/Custody	0	0	0
Total	202	239	216

Sheltered Cat Intake – Year-to-Date 2025

Sheltered Cat Intakes

There were 1,415 live cats admitted to the shelter so far this year – 88.0% were strays and 8.3% were owner surrendered.



Cat Intake Reasons	YTD 2025	YTD 2024	YTD 2023
Stray	1,243	1,298	1,128
Owner Surrender	117	278	307
Return	19	40	48
Transfer	15	15	68
Seized/Custody	18	3	1
Total	1,412	1,634	1,552



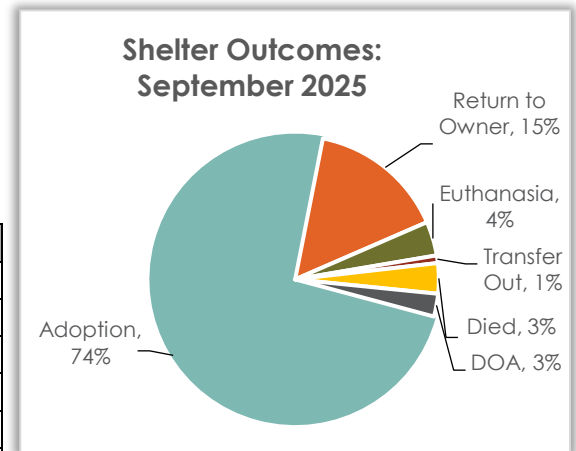
September 2025 Shelter Report



Shelter Animal Outcome – September 2025

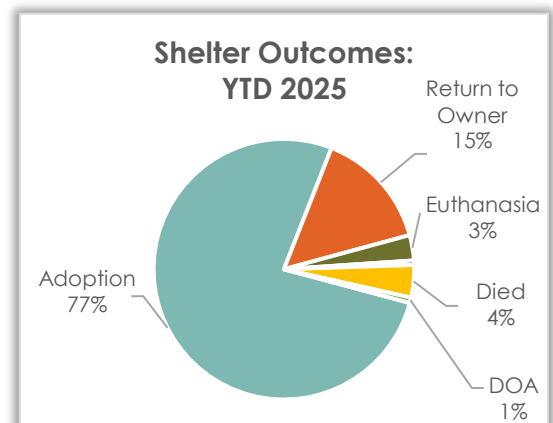
During September a total of 234 pets went home again; 173 pets were adopted, and 36 were returned to their owner.

Outcome Breakdown	Sept 2025	Sept 2024	Sept 2023
Adoption	173	184	200
Return to Owner	36	38	32
Euthanasia	9	11	12
Transfer Out	2	17	0
Died	8	20	12
DOA	6	4	1
Total	234	274	257




Shelter Animal Outcome – YTD 2025

So far this year a total of 1,814 pets went home again! 1,393 pets were adopted, and 269 were returned to their owner.



Outcome Breakdown	YTD 2025	YTD 2024	YTD 2023
Adoption	1,393	1,667	1,586
Return to Owner	269	350	347
Euthanasia	57	86	69
Transfer Out	10	64	11
Died	73	96	64
DOA	12	16	14
Total	1,814	2,279	2,091



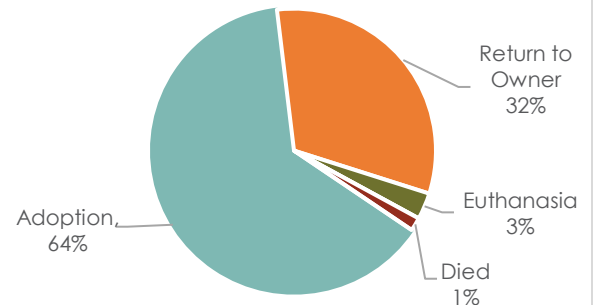
Sheltered Dog Outcome – September 2025

Sheltered Dog Outcomes

Outcomes in September for dogs admitted to the shelter were primarily adoption (63.6%) and return to owner (31.8%).

Dog Outcome	Sept 2025	Sept 2024	Sept 2023
Adoption	42	44	47
Return to Owner	21	17	21
Euthanasia	2	0	2
Transfer Out	0	0	0
Died	1	0	0
DOA	0	0	0
Total	66	61	70

Sheltered Dog Outcomes:
September 2025



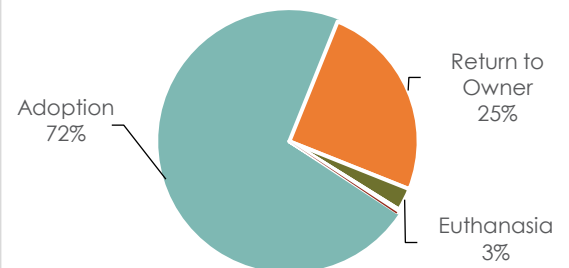
Sheltered Dog Outcome – Year-to-Date 2025


Sheltered Dog Outcomes

Outcomes so far this year for sheltered dogs were primarily adoption (71.6%) and return to owner (25.0%).

Dog Outcome	YTD 2025	YTD 2024	YTD 2023
Adoption	379	492	388
Return to Owner	132	201	228
Euthanasia	15	12	10
Transfer Out	0	0	0
Died	2	2	4
DOA	1	0	1
Total	529	707	631

Sheltered Dog Outcomes: YTD
2025



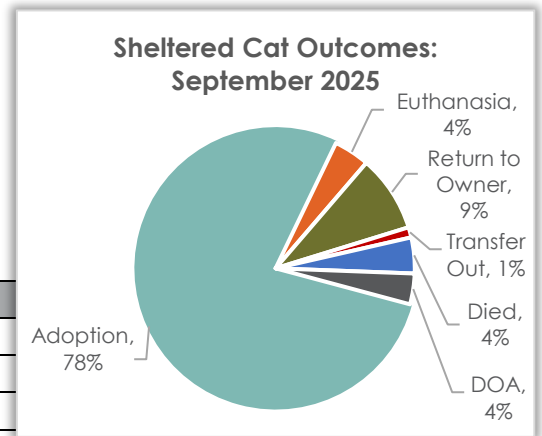


Sheltered Cat Outcome – September 2025

Sheltered Cat Outcomes

Outcomes in September for cats admitted at the shelter were primarily adoption (64.9%) and return to owner (10.1%).

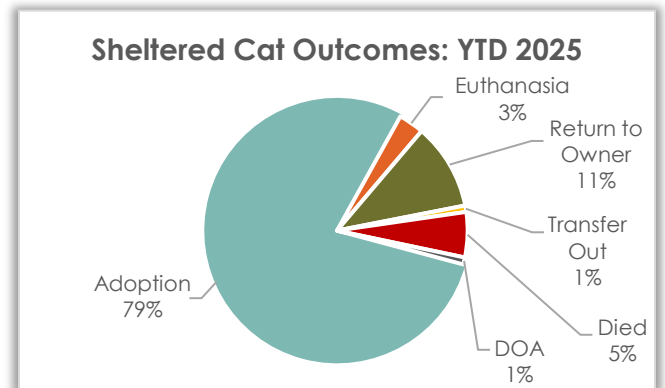
Cat Outcome	Sept 2025	Sept 2024	Sept 2023
Adoption	131	135	147
Euthanasia	7	11	10
Return to Owner	15	21	11
Transfer Out	2	17	0
Died	7	20	12
DOA	6	4	1
Total	168	208	181



Sheltered Cat Outcome – Year-to-Date 2025

Sheltered Cat Outcomes

Outcomes so far this year for sheltered cats were primarily adoption (78.9%) and return to owner (10.7%).



Cat Outcome	YTD 2025	YTD 2024	YTD 2023
Adoption	1,002	1,126	1,138
Euthanasia	40	72	59
Return to Owner	136	149	118
Transfer Out	10	46	11
Died	71	91	60
DOA	11	16	13
Total	1,270	1,500	1,399



Clinic Operations – September 2025

Successful Surgeries by Client

Clinic Clients	Sept 2025	Sept 2024	Sept 2023
Public Clients	74	209	40
A Little R&R Animal Sanctuary	6	1	0
Albert's Dog Lounge	0	1	0
Brown Paws Rescue	1	1	0
Care for Pets	16	10	16
Community Pet Rescue	0	3	8
Friends of Noah	0	9	3
Hope's Legacy and Trust	0	3	1
HSSW	130	163	197
MADE New Dog Rescue	1	0	0
Midwest Australian Shepherd Rescue	1	0	0
The Labrador Connection	1	0	0
Touched by a Paw	1	5	9
Winnebago County Animal Services	16	0	29
Total	247	405	303

Spay/Neuter Surgeries Totals

Sept 2025

	Dog	Cat	
Spay	46	79	125
Neuter	39	83	122
Total	85	162	247

Sept 2024

	Dog	Cat	
Spay	54	156	210
Neuter	50	145	195
Total	104	301	405

Sept 2023

	Dog	Cat	
Spay	28	134	162
Neuter	35	106	141
Total	63	240	303



September 2025 Shelter Report



Vaccine Totals

Vaccines	Administered Sept 2025	Administered Sept 2024	Administered Sept 2023
Bordatella	24	42	20
DA2PP	30	51	44
DA2PP/Lepto	33	8	1
FelV	6	8	0
FVRCP	90	146	62
Lepto	18	29	20
Lyme	17	22	7
Rabies (1-year)	110	209	88
Rabies (3-year)	24	27	16
Total	352	542	258



September 2025 Shelter Report



Service Totals

Services	Provided Sept 2025	Provided Sept 2024	Provided Sept 2023
Amputation	0	1	0
Anal Gland Expression	3	0	2
Blood Draw	0	1	0
CBC (In-House)	0	1	0
CBC/Chemistry (Send-Out)	1	0	0
CVI	0	1	0
Chem 17/lytes (In-House)	0	1	0
Cryptorchid – Abdominal	1	1	0
Cryptorchid – Inguinal	1	2	0
Ear Cleaning	0	3	10
Ear Cleaning (Complementary)	118	54	0
Ear Cytology	0	2	0
Ear Tip	9	29	15
Enucleation, Cat	0	1	0
Exam, Physical	103	107	60
Exam, Recheck	44	32	20
Exam, Shelter	0	0	1
Extra Large Dog	1	0	0
Fecal Test	3	13	4
FelV/FIV Test	4	9	11
Fine Needle Aspirate Cytology	1	0	0
Giardia Test	1	0	0
Heartworm 4DX Test	5	5	2
Heartworm Test	19	21	18
Idexx Snap 4Dx Test	7	1	1
IV Catheter	0	5	0
IV Fluids	0	2	1
Mass Removal – Level 2	0	1	0
Microchip Implant	8	0	0
Microchip Insertion	36	19	36
Miscellaneous	65	1	1
Nail Trim	32	23	39
Nail Trim (Complimentary)	92	46	0
Polyp Check	1	0	0
Prescription Fee	16	5	3
Pyometra – Emergency	0	1	0
Pyometra Major – Dog	0	1	0
Radiograph	0	1	0
Sedation Only	0	0	2
Urinalysis	0	1	1
Total	571	391	227