



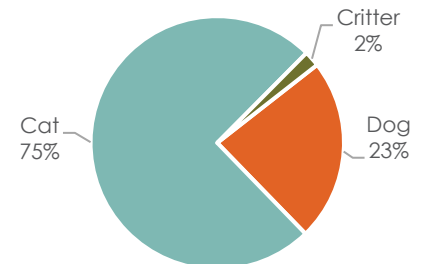
Total Live Animal Admission – November 2025

Animals Admitted

During November, 249 animals were admitted. Of the animals taken in, 23.3% were dogs and 74.7% were cats.

Animal	Nov 2025	Nov 2024	Nov 2023
Dog	58	47	69
Cat	186	174	140
Critter	5	6	8
Total	249	227	217

Animals Admitted: November 2025

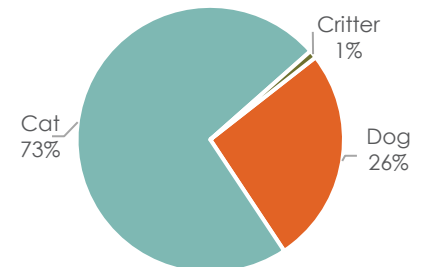


Total Live Animal Admission – Year-to-Date 2025

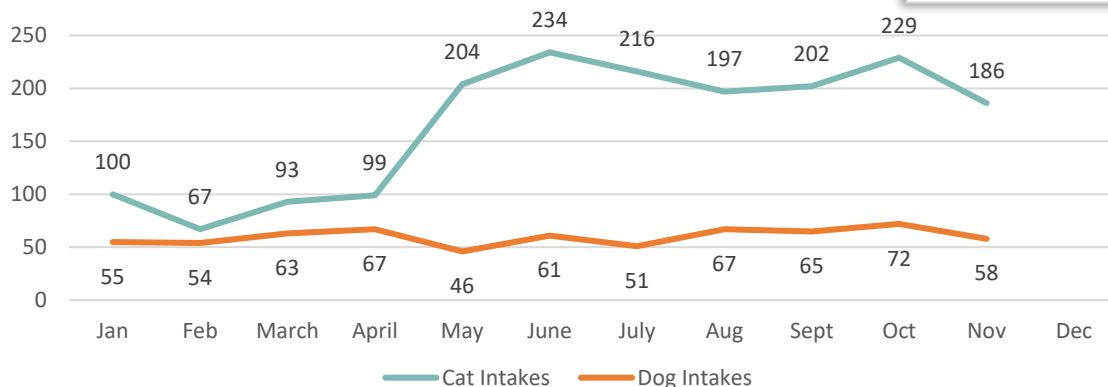
Animals Admitted

So far in 2025, 2,509 animals have been admitted. Of the 2,509 animals taken in, 26.2% were dogs and 72.8% were cats. Other intakes (1.0%) were critters – primarily guinea pigs and rabbits.

Animals Admitted: YTD 2025



Animals Admitted: 2025 Monthly Intake



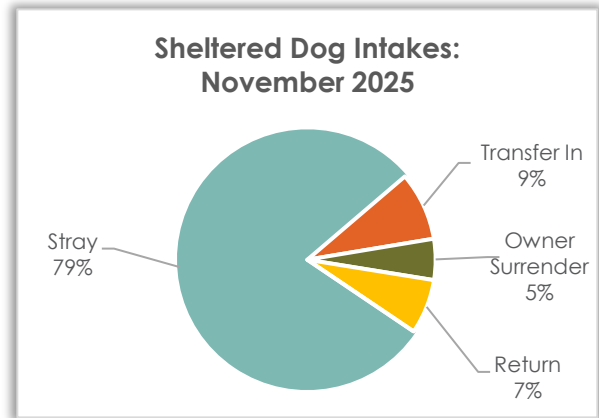
Animal	YTD 2025	YTD 2024	YTD 2023
Dog	658	803	770
Cat	1,827	2,019	1,892
Critter	24	83	71
Total	2,509	2,905	2,733



Sheltered Dog Intake – November 2025

Sheltered Dog Intakes

There were 58 live dogs admitted to the shelter in November: 79.3% were strays, 5.2% were owner surrenders, and 8.6% were transferred in from other shelters and/or rescues.

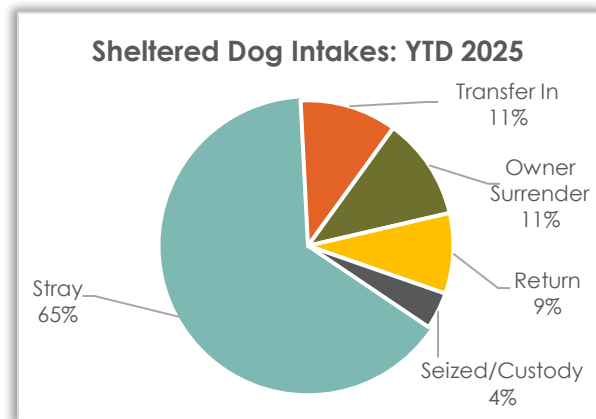


Dog Intake Reason	November 2025	November 2024	November 2023
Stray	46	28	43
Transfer In	5	7	12
Owner Surrender	3	5	11
Return	4	3	2
Seized/Custody	0	4	1
Total	58	47	69

Sheltered Dog Intake – Year-to-Date 2025

Sheltered Dog Intakes

So far in 2025, there have been 658 live dogs admitted to the shelter: 64.7% were strays, 11.4% were owner surrenders, and 10.8% were transferred in from other shelters and/or rescues.



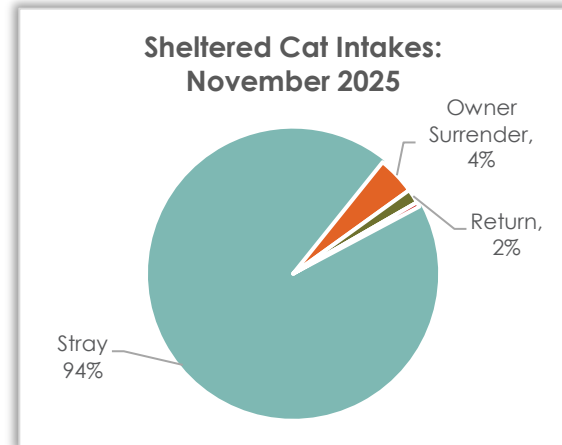
Dog Intake Reason	YTD 2025	YTD 2024	YTD 2023
Stray	426	468	506
Transfer In	71	93	95
Owner Surrender	75	149	101
Return	59	70	61
Seized/Custody	27	23	7
Total	658	803	770



Sheltered Cat Intake – November 2025

Sheltered Cat Intakes

There were 186 live cats admitted to the shelter in November: 93.5% were strays and 4.3% were owner surrendered.

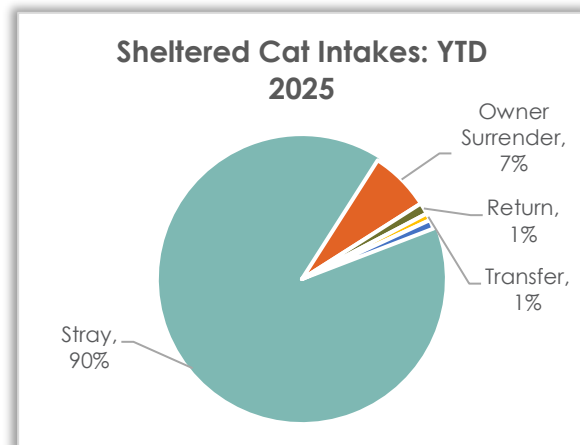


Cat Intake Reasons	November 2025	November 2024	November 2023
Stray	174	160	116
Owner Surrender	8	4	17
Return	3	7	4
Transfer	0	0	3
Seized/Custody	1	3	0
Total	186	174	140

Sheltered Cat Intake – Year-to-Date 2025

Sheltered Cat Intakes

There were 1,827 live cats admitted to the shelter so far this year – 89.9% were strays and 7.0% were owner surrendered.



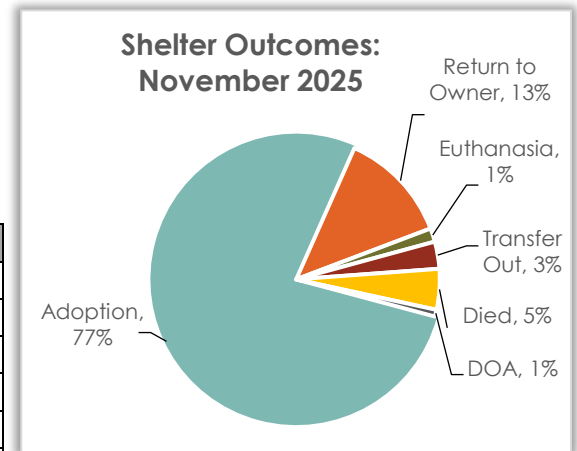
Cat Intake Reasons	YTD 2025	YTD 2024	YTD 2023
Stray	1,642	1,653	1,427
Owner Surrender	127	293	331
Return	24	52	62
Transfer	15	15	71
Seized/Custody	19	6	1
Total	1,827	2,019	1,892



Shelter Animal Outcome – November 2025

During November a total of 262 pets went home again; 203 pets were adopted, and 33 were returned to their owner.

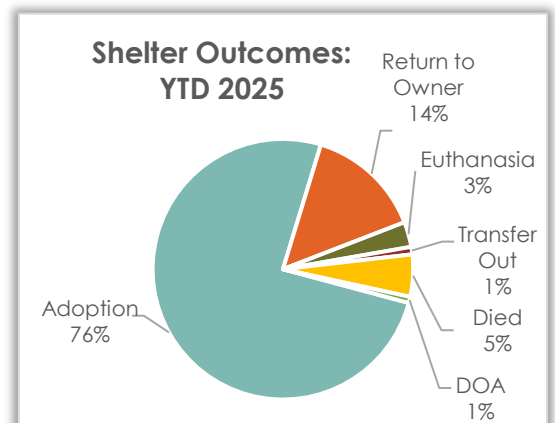
Outcome Breakdown	Nov 2025	Nov 2024	Nov 2023
Adoption	203	206	212
Return to Owner	33	33	29
Euthanasia	4	6	5
Transfer Out	8	0	0
Died	12	13	3
DOA	2	2	3
Total	262	260	252



Shelter Animal Outcome – YTD 2025

So far this year a total of 2,372 pets went home again! 1,792 pets were adopted, and 342 were returned to their owner.

Outcome Breakdown	YTD 2025	YTD 2024	YTD 2023
Adoption	1,792	2,096	2,045
Return to Owner	342	431	415
Euthanasia	74	100	86
Transfer Out	22	66	11
Died	124	119	81
DOA	18	22	19
Total	2,372	2,834	2,657



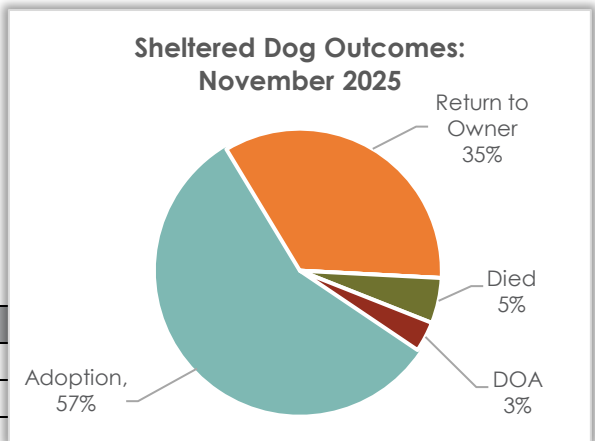


Sheltered Dog Outcome – November 2025

Sheltered Dog Outcomes

Outcomes in November for dogs admitted to the shelter were primarily adoption (56.9%) and return to owner (34.5%).

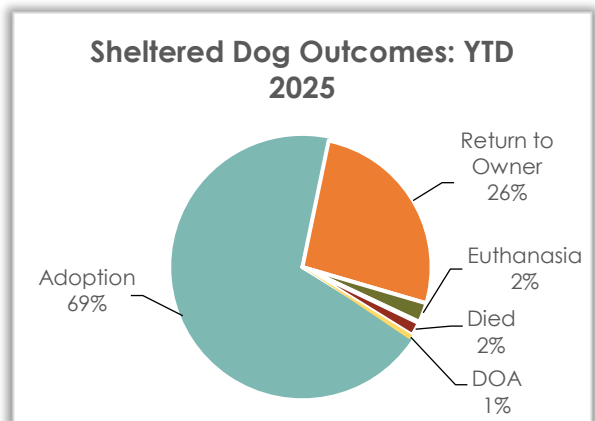
Dog Outcome	Nov 2025	Nov 2024	Nov 2023
Adoption	33	31	41
Return to Owner	20	13	17
Euthanasia	0	1	1
Transfer Out	0	0	0
Died	3	0	0
DOA	2	1	1
Total	58	46	60



Sheltered Dog Outcome – Year-to-Date 2025

Sheltered Dog Outcomes

Outcomes so far this year for sheltered dogs were primarily adoption (68.8%) and return to owner (26.3%).



Dog Outcome	YTD 2025	YTD 2024	YTD 2023
Adoption	448	573	476
Return to Owner	171	229	263
Euthanasia	16	15	12
Transfer Out	1	0	0
Died	11	3	4
DOA	4	3	2
Total	651	823	757

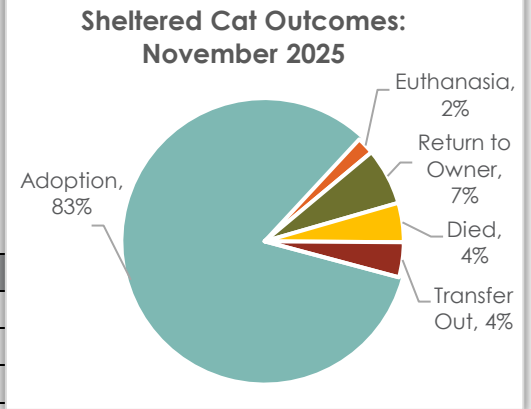


Sheltered Cat Outcome – November 2025

Sheltered Cat Outcomes

Outcomes in November for cats admitted at the shelter were primarily adoption (82.7%). 6.6% of the admitted cats were reclaimed by or returned to an owner.

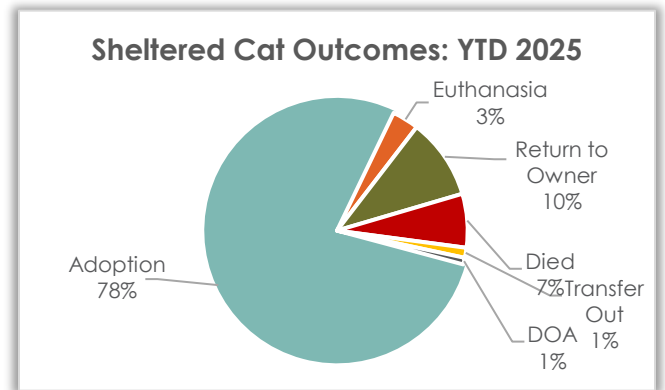
Cat Outcome	Nov 2025	Nov 2024	Nov 2023
Adoption	163	173	160
Euthanasia	4	5	4
Return to Owner	13	20	12
Died	9	13	3
Transfer Out	8	0	0
DOA	0	1	2
Total	197	212	181



Sheltered Cat Outcome – Year-to-Date 2025

Sheltered Cat Outcomes

Outcomes so far this year for sheltered cats were primarily adoption (78%). 10% of the admitted cats were reclaimed by or returned to an owner.



Cat Outcome	YTD 2025	YTD 2024	YTD 2023
Adoption	1,324	1,465	1,494
Euthanasia	56	83	74
Return to Owner	170	201	151
Died	113	113	77
Transfer Out	21	48	11
DOA	14	19	17
Total	1,698	1,929	1,824



Clinic Operations – November 2025

Successful Surgeries by Client

Clinic Clients	Nov 2025	Nov 2024	Nov 2023
Public Clients	70	213	49
A Little R&R Animal Sanctuary	7	0	0
Brown Paws Rescue	0	1	0
Care for Pets	21	7	20
Community Cat	0	0	6
Community Pet Rescue	0	0	4
Friends of Noah	0	2	18
Hope's Legacy & Trust	3	0	0
HSSW	113	40	214
Katie's Lane Rehab & Rescue	2	6	4
L.E.A.R.N.	0	2	0
The Labrador Connection	1	0	0
Touched By A Paw	5	0	0
Winnebago County Animal Services	8	0	78
Total	230	271	393

Spay/Neuter Surgeries Totals

Nov 2025

	Dog	Cat	
Spay	31	97	128
Neuter	18	84	102
Total	49	181	230

Nov 2024

	Dog	Cat	
Spay	42	100	142
Neuter	29	100	129
Total	71	200	271

Nov 2023

	Dog	Cat	
Spay	41	158	199
Neuter	44	150	194
Total	85	308	393



November 2025 Shelter Report



Vaccine Totals

Vaccines	Administered Nov 2025	Administered Nov 2024	Administered Nov 2023
Bordatella – Intranasal	29	27	12
Bordatella – Oral	0	1	4
DA2PP	23	47	51
DA2PP/Lepto	34	10	4
FelV	1	3	3
FVRCP	92	158	121
Lepto	10	32	32
Lyme	15	21	11
Rabies (1-year)	111	182	133
Rabies (3-year)	29	33	23
Total	344	514	394



November 2025 Shelter Report



Service Totals

Services	Provided Nov 2025	Provided Nov 2024	Provided Nov 2023
Additional Service	0	1	0
Amputation	0	1	0
Anal Gland Expression	4	1	0
CBC – In-House	1	2	0
Chem 10/Lytes – In-House	1	0	0
Chem 17/Lytes – In-House	0	1	0
Chemistry 15 Panel	0	1	0
Cherry Eye Repair	0	0	2
Cryptorchid – Abdominal	1	1	0
Cryptorchid – Inguinal	0	1	0
Cryptorchid Surgery	0	0	3
Dental Exam & Cleaning – Grade 1	1	0	0
Ear Cleaning	123	57	16
Ear Cytology	0	5	0
Ear Tip	13	29	25
Exam, Physical	104	100	86
Exam, Recheck	28	37	29
Extra Large Dog	0	1	0
Eye Stain	1	0	0
Fecal Test	3	6	5
Fecal Test – Outside Lab	2	0	0
FelV/FIV Test	8	12	3
Heartworm 4DX Test	3	4	5
Heartworm Test	12	18	38
Hernia Repair – Umbilical	1	3	0
Idexx Snap 4Dx Test	10	12	4
IV Catheter	2	8	1
IV Fluids	0	0	2
Large Dog	0	1	0
Microchip	40	2	104
Miscellaneous	19	0	0
Nail Trim	122	62	87
Prescription Fee	19	6	5
Pyometra – Cat	0	1	0
Pyometra – Emergency	0	0	1
Radiograph	0	1	0
Radiograph – Additional View	0	2	0
Schirmer Tear Test	0	0	1
SDMA & TT4	1	0	0
Sedation Only	0	1	1
Urinalysis	0	1	0
Urinalysis – Strip	0	1	0
Total	519	379	418



November 2025 Shelter Report

