

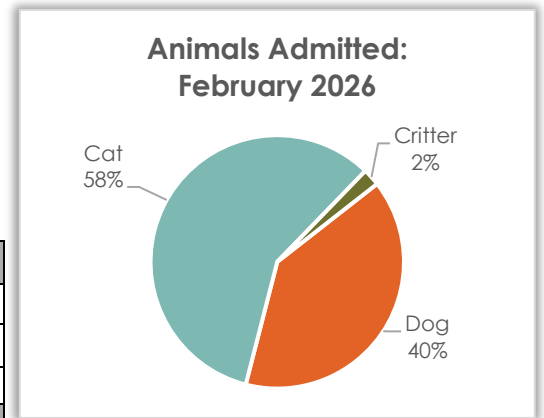


Total Live Animal Admission – February 2026

Animals Admitted

During February, 182 animals were admitted. Of the animals taken in, 39.6% were dogs, 58.2% were cats, and 2.2% were critters – primarily guinea pigs.

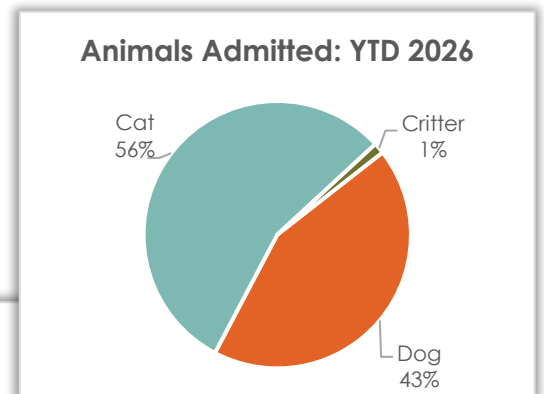
Animal	February 2026	February 2025	February 2024
Dog	72	54	87
Cat	106	67	103
Critter	4	0	2
Total	182	121	192



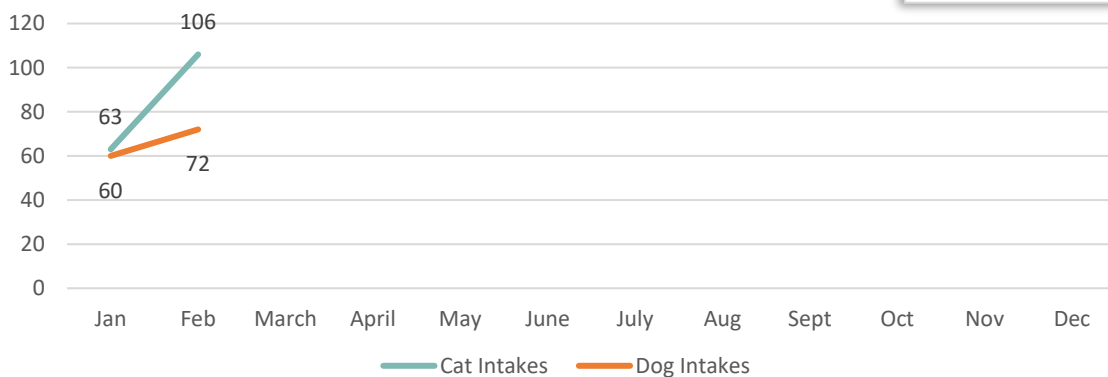
Total Live Animal Admission – Year-to-Date 2026

Animals Admitted

So far in 2026, 305 animals have been admitted. Of the 305 animals taken in, 43.3% were dogs, 55.4% were cats, and 1.3% were critters – primarily guinea pigs.



Animals Admitted: 2026 Monthly Intake



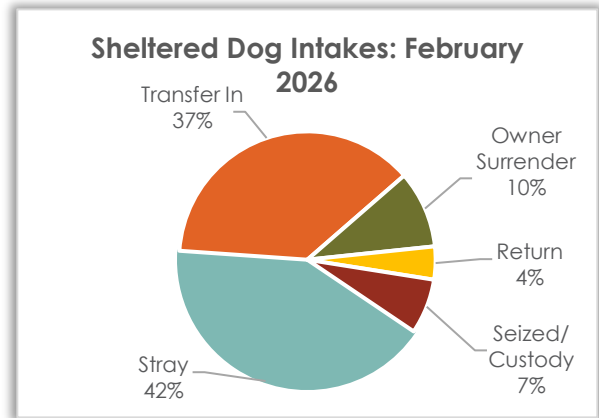
Animal	YTD 2026	YTD 2025	YTD 2024
Dog	132	109	169
Cat	169	167	200
Critter	4	1	9
Total	305	277	378



Sheltered Dog Intake – February 2026

Sheltered Dog Intakes

There were 72 live dogs admitted to the shelter in February: 41.7% were strays, 9.7% were owner surrenders, and 37.5% were transferred in from other shelters and/or rescues.

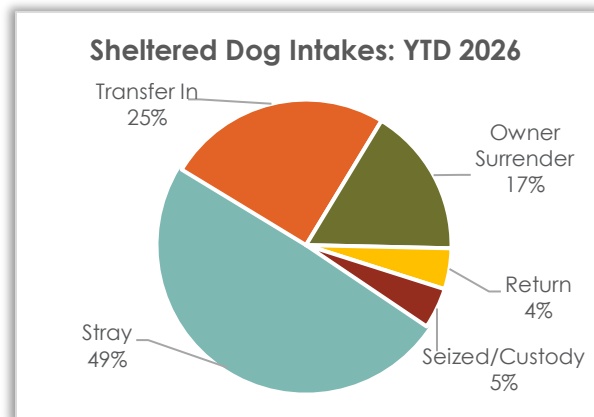


Dog Intake Reason	February 2026	February 2025	February 2024
Stray	30	21	51
Transfer In	27	15	13
Owner Surrender	7	1	11
Return	3	7	12
Seized/Custody	5	10	0
Total	72	54	87

Sheltered Dog Intake – Year-to-Date 2026

Sheltered Dog Intakes

So far in 2026, there have been 132 live dogs admitted to the shelter: 49.2% were strays, 16.7% were owner surrenders, and 25.0% were transferred in from other shelters and/or rescues.



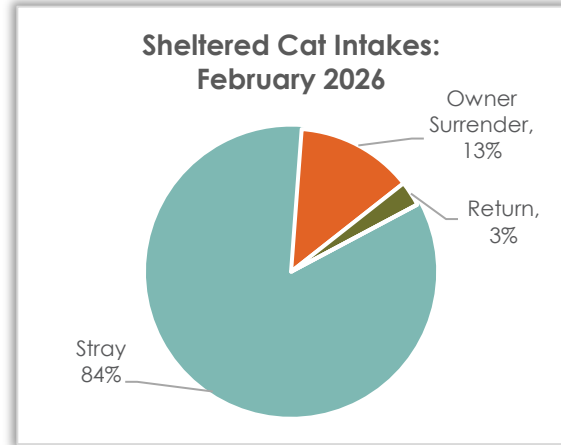
Dog Intake Reason	YTD 2026	YTD 2025	YTD 2024
Stray	65	56	91
Transfer In	33	24	27
Owner Surrender	22	8	30
Return	6	10	19
Seized/Custody	6	11	2
Total	132	109	169



Sheltered Cat Intake – February 2026

Sheltered Cat Intakes

There were 106 live cats admitted to the shelter in February: 84.0% were strays and 13.2% were owner surrendered.

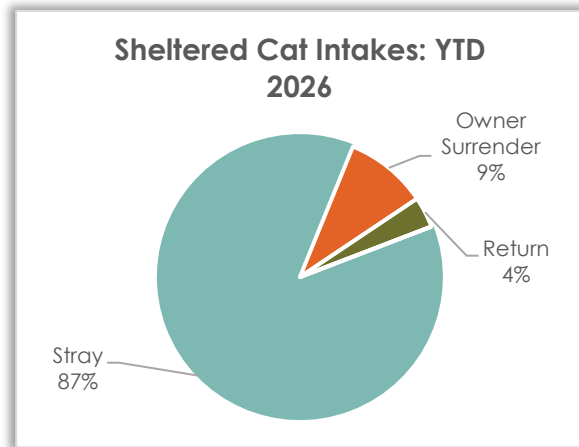


Cat Intake Reasons	February 2026	February 2025	February 2024
Stray	89	42	40
Owner Surrender	14	16	58
Return	3	3	4
Transfer	0	6	0
Seized/Custody	0	0	1
Total	106	67	103

Sheltered Cat Intake – Year-to-Date 2026

Sheltered Cat Intakes

There were 169 live cats admitted to the shelter so far this year 87.0% were strays and 9.5% were owner surrendered.

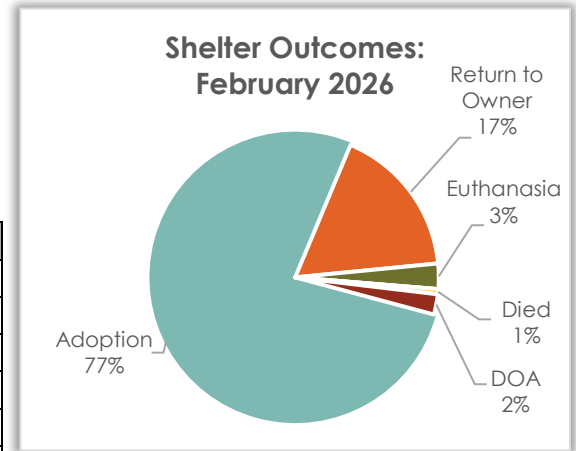


Cat Intake Reasons	YTD 2026	YTD 2025	YTD 2024
Stray	147	120	111
Owner Surrender	16	35	80
Return	6	6	8
Transfer	0	6	0
Seized/Custody	0	0	1
Total	169	167	200



Shelter Animal Outcome – February 2026

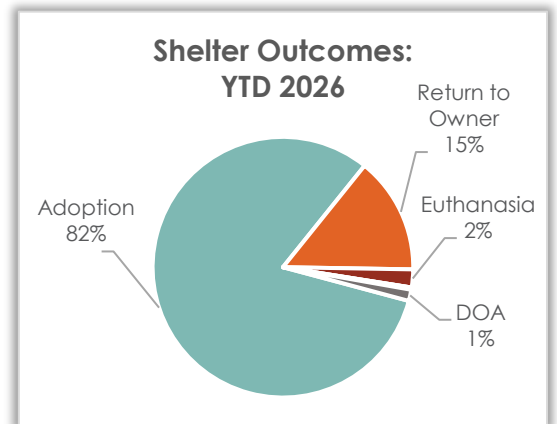
During February a total of 175 pets went home again; 135 pets were adopted, and 30 were returned to their owner.



Outcome Breakdown	Feb 2026	Feb 2025	Feb 2024
Adoption	135	137	142
Return to Owner	30	23	30
Euthanasia	5	5	5
Transfer Out	0	0	0
Died	1	2	2
DOA	4	0	2
Total	175	167	181

Shelter Animal Outcome – YTD 2026

So far this year a total of 359 pets went home again! 293 pets were adopted, and 52 were returned to their owner.



Outcome Breakdown	YTD 2026	YTD 2025	YTD 2024
Adoption	293	270	294
Return to Owner	52	52	57
Euthanasia	8	11	8
Transfer Out	0	0	0
Died	1	4	3
DOA	5	2	2
Total	359	339	364

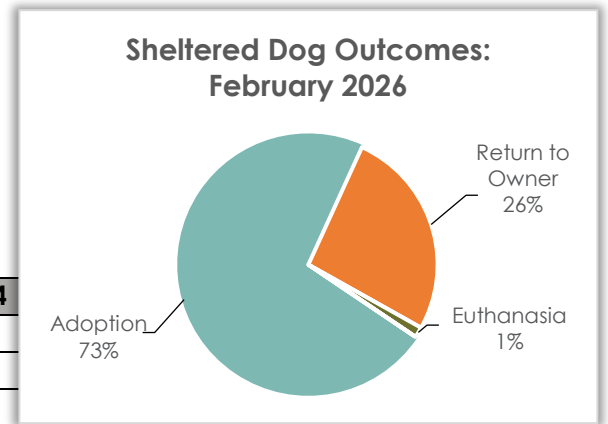


Sheltered Dog Outcome – February 2026

Sheltered Dog Outcomes

Outcomes in February for dogs admitted to the shelter were primarily adoption (72.4%) and return to owner (26.3%).

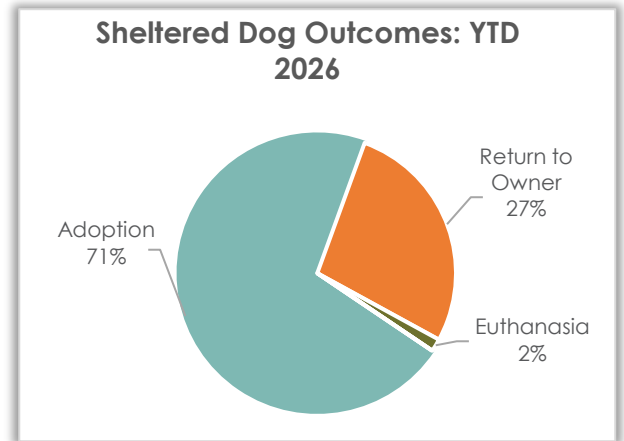
Dog Outcome	Feb 2026	Feb 2025	Feb 2024
Adoption	55	55	68
Return to Owner	20	10	26
Euthanasia	1	3	2
Transfer Out	0	0	0
Died	0	0	0
DOA	0	0	0
Total	76	68	96



Sheltered Dog Outcome – Year-to-Date 2026

Sheltered Dog Outcomes

Outcomes so far this year for sheltered dogs were primarily adoption (71.1%) and return to owner (27.4%).



Dog Outcome	YTD 2026	YTD 2025	YTD 2024
Adoption	96	85	116
Return to Owner	37	22	45
Euthanasia	2	3	3
Transfer Out	0	0	0
Died	0	0	0
DOA	0	0	0
Total	135	110	164

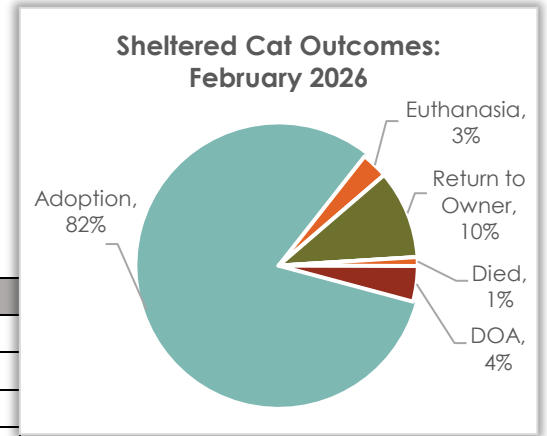


Sheltered Cat Outcome – February 2026

Sheltered Cat Outcomes

Outcomes in February for cats admitted to the shelter were primarily adoption (81.4%) and return to owner (10.3%).

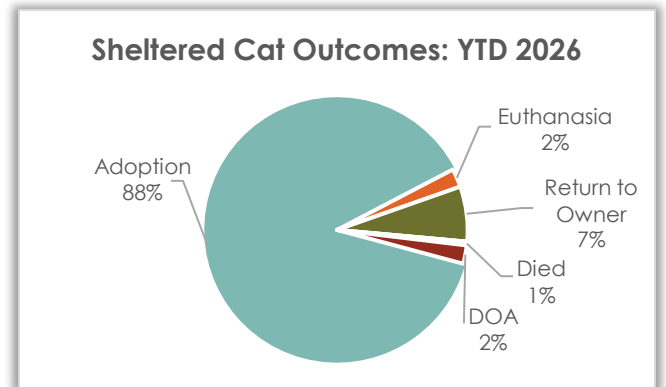
Cat Outcome	Feb 2026	Feb 2025	Feb 2024
Adoption	79	81	70
Euthanasia	3	0	1
Return to Owner	10	13	4
Transfer Out	0	0	0
Died	1	2	2
DOA	4	0	2
Total	97	96	79



Sheltered Cat Outcome – Year-to-Date 2026

Sheltered Cat Outcomes

Outcomes so far this year for sheltered cats were primarily adoption (88.2%) and return to owner (6.8%).



Cat Outcome	YTD 2026	YTD 2025	YTD 2024
Adoption	194	184	170
Euthanasia	5	6	3
Return to Owner	15	30	12
Transfer Out	0	0	0
Died	1	4	3
DOA	5	2	2
Total	220	226	190



Clinic Operations – February 2026

Clinic – Client Metrics

Clinic Clients	Feb 2026	Feb 2025	Feb 2024
Public Clients	213	301	102
A Little R&R Animal Sanctuary	3	8	0
Brown Paws Rescue	0	1	0
Care for Pets	17	8	17
Community Cat	0	0	1
Community Pet Rescue	0	0	0
Friends of Noah	0	0	0
Hope's Legacy & Trust	2	0	1
HSSW	79	47	37
Midwestern Australian Shepherd Rescue	0	1	0
The Labrador Connection	0	0	1
Touched by a Paw	7		
Winnebago County Animal Services	0	0	39
Total	321	366	198

Clinic - Spay/Neuter Surgeries Totals

Feb 2026

	Dog	Cat	
Spay	56	106	162
Neuter	52	107	159
Total	108	213	321

Feb 2025

	Dog	Cat	
Spay	42	145	187
Neuter	46	133	179
Total	88	278	366

Feb 2024

	Dog	Cat	
Spay	35	67	102
Neuter	35	61	96
Total	70	128	198



February 2026 Shelter Report



Clinic – Vaccine Totals

Vaccines	Administered Feb 2026	Administered Feb 2025	Administered Feb 2024
Bordetella	46	48	52
DA2PP	24	47	65
DA2PP/Lepto	68	0	14
FelV	4	7	4
FVRCP	72	203	85
Lepto	14	25	24
Lyme	22	12	16
Rabies (1-year)	212	246	150
Rabies (3-year)	25	31	17
Total	487	619	427

Clinic – Service Totals

Services	Provided Feb 2026	Provided Feb 2025	Provided Feb 2024
Altered Cat – Sedation	0	0	1
Anal Gland Expression	5	1	1
Blood Draw	3	2	0
Boarding – Medical	1	0	0
Brachycephalic Breed – Dog	1	1	0
CBC (In-House)	0	1	0
CBC/Chemistry (Send-Out)	4	1	0
Cryptorchid - Abdominal	0	1	0
Cryptorchid - Inguinal	1	2	0
CVI	0	0	2
Cystotomy	0	1	0
Cytology (In-House)	0	1	0
Dental Prophylaxis	0	0	1
Ear Cleaning	237	81	33
Ear Cytology	0	5	1
Ear Tip	18	19	15
Entropion – Bilateral	0	0	1
Exam, Physical	104	124	103
Exam, Recheck	35	27	28
Extra Large Dog – Female	2	0	0
Eye Enucleation	0	0	1
Eye Stain	1	1	1
Fecal Test	2	2	6
Fecal Test (Outside Lab)	1	7	0
FelV/FIV Test	12	5	4



February 2026 Shelter Report



Clinic – Service Totals (Continued)

Services	Provided Feb 2026	Provided Feb 2025	Provided Feb 2024
Gastropexy	0	1	0
Giardia Test	0	0	1
Heartworm 4DX Test	0	5	5
Heartworm Test	27	28	16
Heartworm Treatment	1	0	0
Hernia Repair - Umbilical	0	1	0
Hernia Repair Cat (with surgery)	0	1	0
Hernia Repair Dog (with surgery)	0	1	0
Idexx Snap 4Dx Test	3	1	4
IV Catheter	0	6	4
IV Fluids	0	2	4
Large Dog	2	0	0
Microchip Implant	39	48	0
Microchip Insertion	16	7	47
Miscellaneous	52	2	3
Nail Trim	239	91	91
Prescription Fee	25	18	4
Pyometra (Dog)	1	2	0
Radiograph	0	1	0
Schirmer Tear Test	0	1	0
SDMA & TT4	2	0	0
Sedation Only	0	1	0
Surgery Repair	0	1	0
Tail Amputation	0	1	0
Transaction Fee	0	1	0
Urinalysis	0	2	1
Urinalysis – Strip	1	1	0
Urinalysis – Procyte DX	1	2	0
Total	836	507	378