October 2026 Shelter Report

Total Live Animal Admission – October 2026

Animals Admitted

During October, 302 animals were admitted. Of the animals taken in, 24.5% were dogs, 75.2% were cats, and 0.3% were critters.

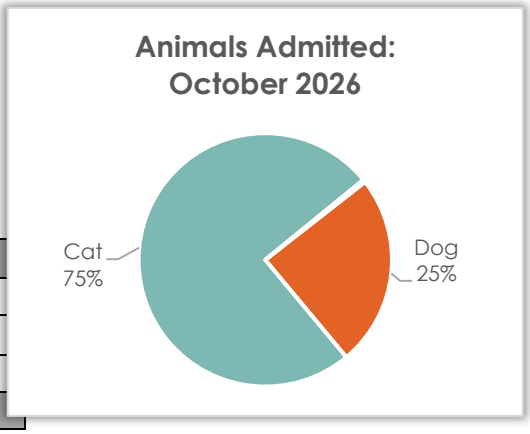

Animal	October 2026	October 2025	October 2024
Dog	74	72	55
Cat	227	229	211
Critter	1	3	8
Total	**302**	**304**	**274**

Total Live Animal Admission – Year-to-Date 2026

Animals Admitted

So far in 2026, 2,781 animals have been admitted. Of the 2,781 animals taken in, 28.6% were dogs and 70.1% were cats. Other intakes (1.4%) were other pets – primarily guinea pigs and rabbits.

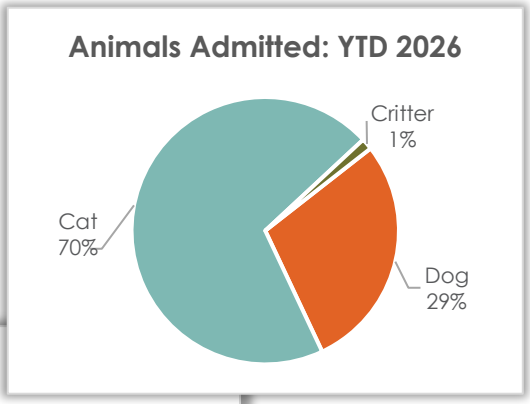

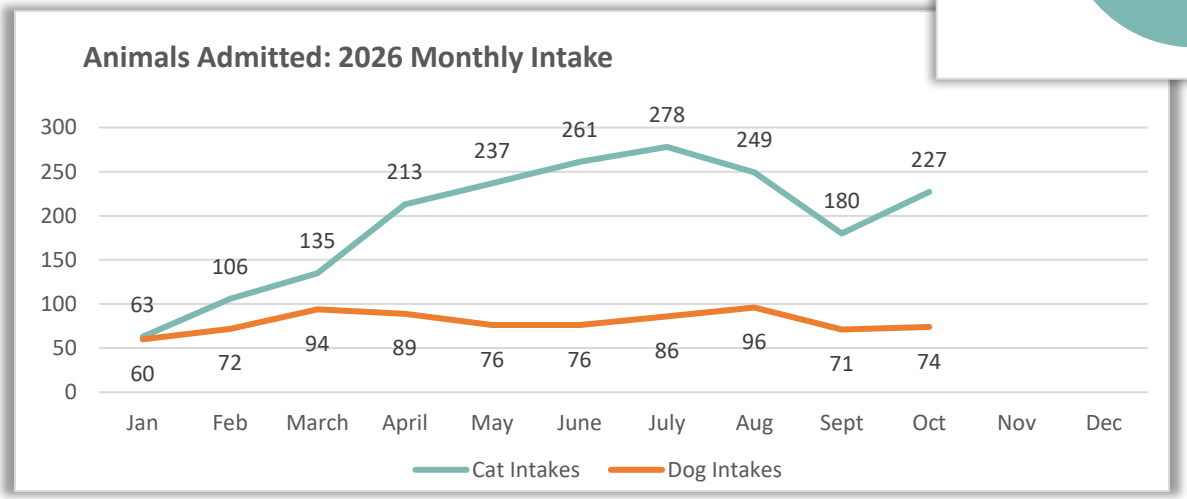

Animal	YTD 2026	YTD 2025	YTD 2024
Dog	794	600	756
Cat	1,949	1,641	1,845
Critter	38	19	77
Total	**2,781**	**2,260**	**2,678**

Sheltered Dog Intake – October 2026

Sheltered Dog Intakes

There were 74 live dogs admitted to the shelter in October: 62.2% were strays, 24.3% were owner surrenders, and 2.7% were transferred in from other shelters and/or rescues.

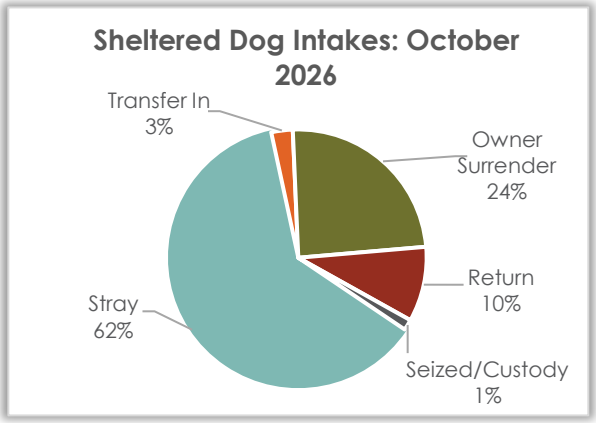

Dog Intake Reason	October 2026	October 2025	October 2024
Stray	46	46	35
Transfer In	2	11	4
Owner Surrender	18	11	8
Return	7	3	6
Seized/Custody	1	1	2
Total	**74**	**72**	**55**

Sheltered Dog Intake – Year-to-Date 2026

Sheltered Dog Intakes

So far in 2026, there have been 600 live dogs admitted to the shelter: 57.4% were strays, 16.0% were owner surrenders, and 16.0% were transferred in from other shelters and/or rescues.

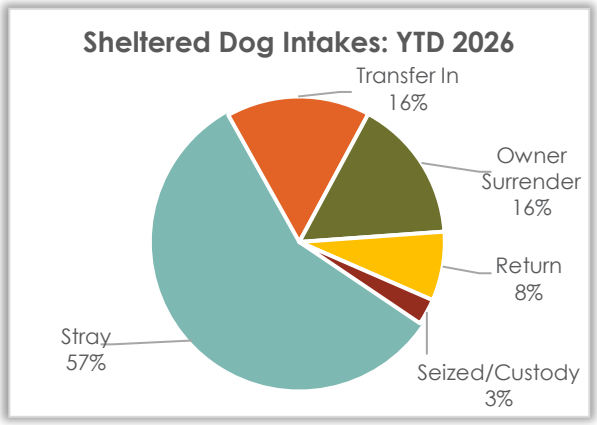

Dog Intake Reason	YTD 2026	YTD 2025	YTD 2024
Stray	456	380	440
Transfer In	127	66	86
Owner Surrender	127	72	144
Return	61	55	67
Seized/Custody	23	27	19
Total	**794**	**600**	**756**

Sheltered Cat Intake – October 2026

Sheltered Cat Intakes

There were 227 live cats admitted to the shelter in October: 96.9% were strays and 1.8% were owner surrendered.

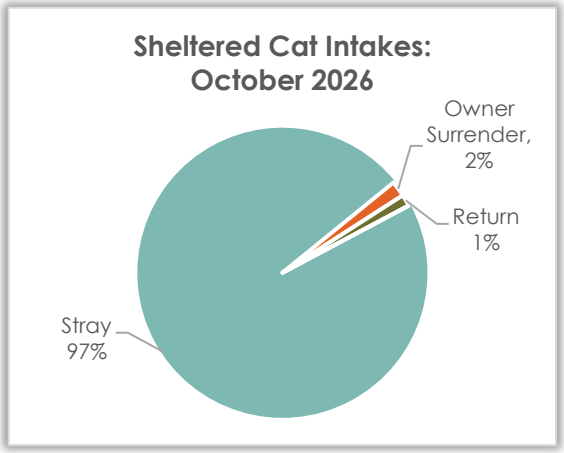

Cat Intake Reasons	October 2026	October 2025	October 2024
Stray	220	225	195
Owner Surrender	4	2	11
Return	3	2	5
Transfer	0	0	0
Seized/Custody	0	0	0
Total	**227**	**229**	**211**

Sheltered Cat Intake – Year-to-Date 2026

Sheltered Cat Intakes

There were 1,949 live cats admitted to the shelter so far this year – 90.4% were strays and 6.9% were owner surrendered.

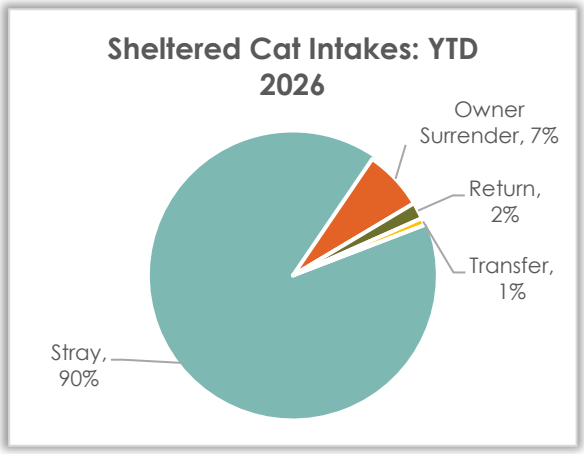

Cat Intake Reasons	YTD 2026	YTD 2025	YTD 2024
Stray	1,761	1,468	1,493
Owner Surrender	135	119	289
Return	37	21	45
Transfer	16	15	15
Seized/Custody	0	18	3
Total	**1,949**	**1,641**	**1,845**

October 2026 Shelter Report

Shelter Animal Outcome – October 2026

During October a total of 294 pets went home again; 216 pets were adopted and 37 were returned to their owner.

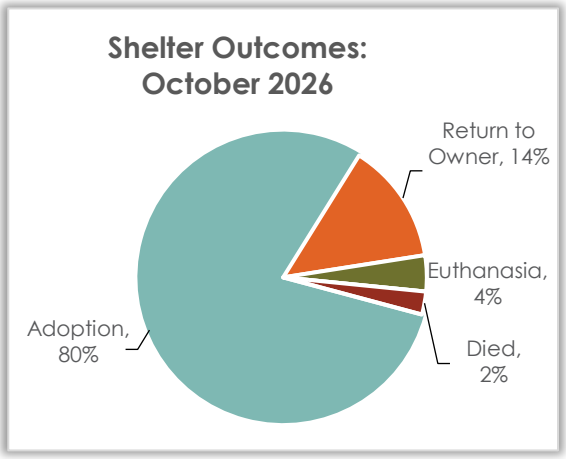

Outcome Breakdown	Oct 2026	Oct 2025	Oct 2024
Adoption	216	195	223
Return to Owner	37	40	48
Euthanasia	11	13	8
Transfer Out	0	4	2
Died	7	38	10
DOA	0	4	4
Total	**271**	**294**	**295**

Shelter Animal Outcome – YTD 2026

So far this year a total of 2,568 pets went home again! 1,950 pets were adopted, and 415 were returned to their owner.

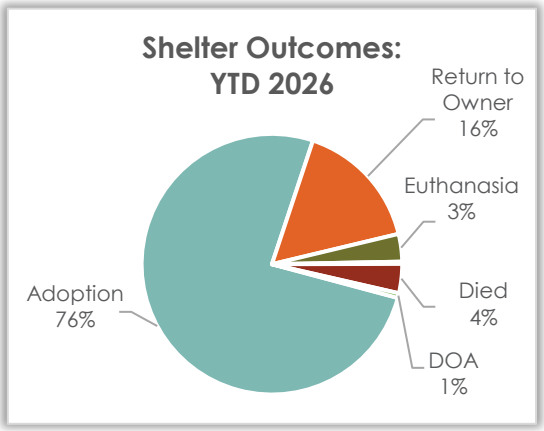

Outcome Breakdown	YTD 2026	YTD 2025	YTD 2024
Adoption	1,950	1,588	1,890
Return to Owner	415	309	398
Euthanasia	88	70	94
Transfer Out	7	14	66
Died	93	111	106
DOA	15	16	20
Total	**2,568**	**2,108**	**2,574**

Sheltered Dog Outcome – October 2026

Sheltered Dog Outcomes

Outcomes in October for dogs admitted to the shelter were primarily adoption (70.1%) and return to owner (28.6%).

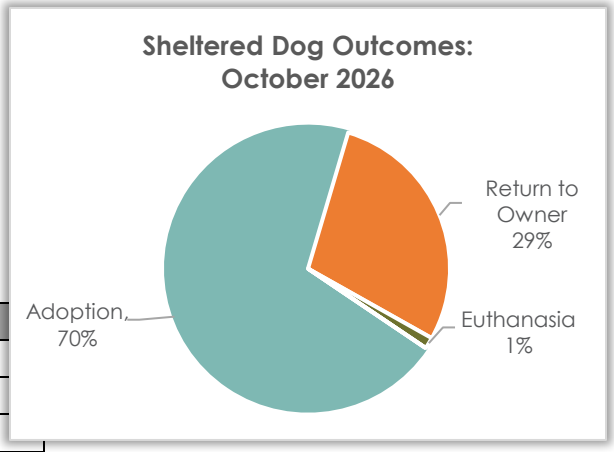

Dog Outcome	Oct 2026	Oct 2025	Oct 2024
Adoption	54	35	50
Return to Owner	22	19	15
Euthanasia	1	1	2
Transfer Out	0	1	0
Died	0	6	1
DOA	0	1	2
Total	**77**	**63**	**70**

Sheltered Dog Outcome – Year-to-Date 2026

Sheltered Dog Outcomes

Outcomes so far this year for sheltered dogs were primarily adoption (69.9%) and return to owner (25.5%).

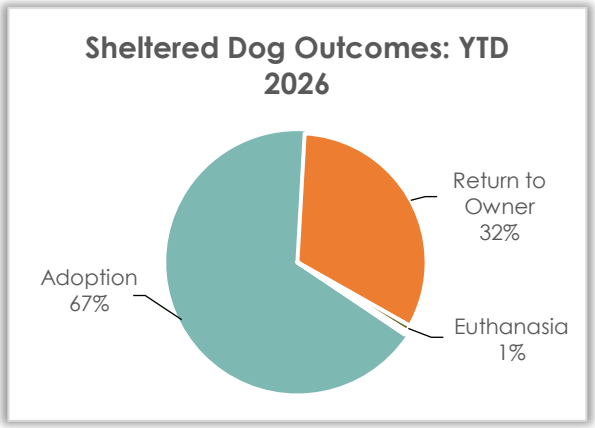

Dog Outcome	YTD 2026	YTD 2025	YTD 2024
Adoption	525	414	542
Return to Owner	255	151	216
Euthanasia	6	16	14
Transfer Out	3	1	0
Died	1	8	3
DOA	0	2	2
Total	**790**	**592**	**777**

Sheltered Cat Outcome – October 2026

Sheltered Cat Outcomes

Outcomes in October for cats admitted at the shelter were primarily adoption (83.2%) and return to owner (7.9%).

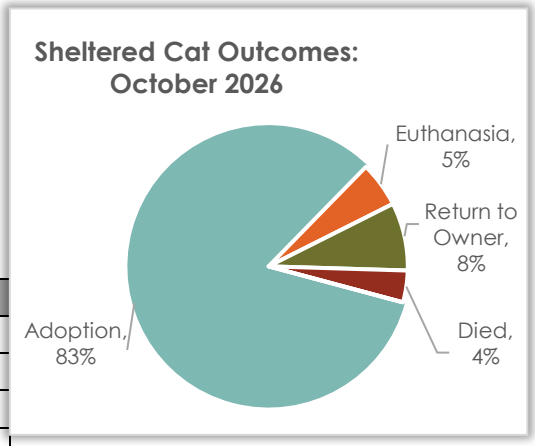

Cat Outcome	Oct 2026	Oct 2025	Oct 2024
Adoption	158	159	166
Euthanasia	10	12	6
Return to Owner	15	21	32
Died	7	32	9
Transfer Out	0	3	2
DOA	0	3	2
Total	**190**	**230**	**217**

Sheltered Cat Outcome – Year-to-Date 2026

Sheltered Cat Outcomes

Outcomes so far this year for sheltered cats were primarily adoption (79.9%) and return to owner (9.2%).

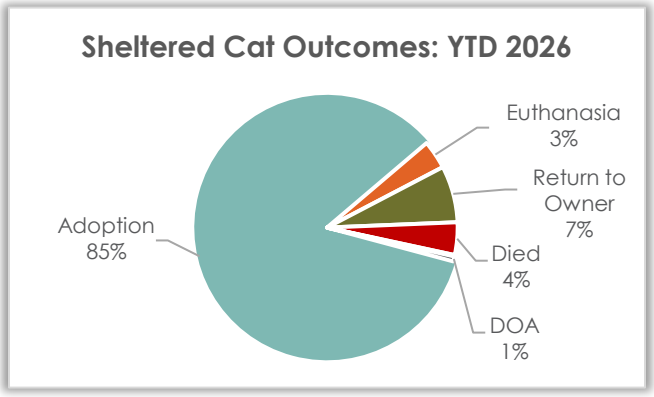

Cat Outcome	YTD 2026	YTD 2025	YTD 2024
Adoption	1,392	1,161	1,292
Euthanasia	81	52	78
Return to Owner	160	157	181
Died	92	103	100
Transfer Out	4	13	48
DOA	14	14	18
Total	**1,743**	**1,500**	**1,717**

Clinic Operations – October 2026

Successful Surgeries by Client

Clinic Clients	Oct 2026	Oct 2025	Oct 2024
Public Clients	292	117	216
A Little R&R Animal Sanctuary	7	7	0
Brown Paws Rescue	1	1	0
Care for Pets	28	41	12
Community Pet Rescue	19	0	0
Familiars Foster Network & Rescue	5	0	0
Friends of Noah	6	5	10
Fur-Ever Finds Cat Rescue	8	0	0
HSSW	185	172	177
Lifeline Dog Rescue	1	0	0
The Labrador Connection	0	0	3
Touched by a Paw	0	0	6
Winnebago County Animal Services	44	0	0
Total	**596**	**343**	**424**

Spay/Neuter Surgeries Totals

Oct 2026

	Dog	Cat	
Spay	55	241	296
Neuter	48	252	300
Total	103	493	**596**

Oct 2025

	Dog	Cat	
Spay	34	129	163
Neuter	39	141	180
Total	73	270	**343**

Oct 2024

	Dog	Cat	
Spay	57	169	226
Neuter	60	138	198
Total	117	307	**424**

Vaccine Totals

Vaccines	Administered Oct 2026	Administered Oct 2025	Administered Oct 2024
Bordatella	25	24	42
DA2PP	24	30	63
DA2PP/Lepto	45	40	24
FeLV	7	1	2
FVRCP	213	135	133
Lepto	19	15	34
Lyme	15	21	26
Rabies (1-year)	306	187	208
Rabies (3-year)	41	27	25
Total	**695**	**480**	**557**

Service Totals

Services	Provided Oct 2026	Provided Oct 2025	Provided Oct 2024
Anal Glan Expression	1	1	3
Blood Draw	0	1	0
Brachycephalic Breed - Dog	0	1	0
CBC – In-House	2	0	1
CBC/Chemistry – Send-Out	3	2	1
Certified Veterinary Inspection	2	0	0
Chem 17/Lytes – In-House	1	0	1
Chemistry Panel 15	1	0	0
Cherry Eye Repair	0	0	1
Cryptorchid	3	1	1
Dental Exam & Cleaning – Grade 2	1	0	0
Dental Extraction – Level 2	4	0	0
Deposit – Wellness Clinic Visit	3	0	0
Ear Cleaning	138	179	56
Ear Cytology	3	0	4
Ear Tip	106	22	24
Exam, Physical	98	105	120
Exam, Recheck	66	42	44
Extra Large Dog	0	0	2
Extra, Extra Large Dog – Female	3	0	0
Eye Enucleation	1	0	1
Eye Stain	0	0	2
Fecal Test	5	4	12
Fecal Test w/ Giardia (Outside Lab)	1	0	0
FeLV/FIV Test	6	3	13
Fine Needle Aspirate Cytology	1	1	0

Service Totals, Continued

Services	Provided Oct 2026	Provided Oct 2025	Provided Oct 2024
Gastropexy	0	0	1
Heartworm Test	21	12	26
Heartworm 4DX Test	8	8	9
Hernia Repair	1	1	0
Idexx Snap 4Dx Test	5	9	4
IV Catheter	0	0	9
Large Dog	2	0	0
Mass Removal	1	0	0
Microchip	102	6	20
Miscellaneous	6	7	0
Nail Trim	128	156	75
Prescription Fee	22	22	4
Pyometra	1	0	0
Radiograph	1	0	0
SDMA & TT4	1	0	0
Sedation Only	2	0	0
Soft Paws Application	0	0	1
Urinalysis	2	3	0
Total	**752**	**646**	**435**